



Officials: David Hall, John Higgins, Mike Reed

Arizona - 65

Record: 11-5 (1-2)

| NO.           | Name             | F/C | Min   | FG    | 3P   | FT    | Rebounds |    |     | Fouls |    | TP | AS | TO | ST | Blocks |    | +/- |
|---------------|------------------|-----|-------|-------|------|-------|----------|----|-----|-------|----|----|----|----|----|--------|----|-----|
|               |                  |     |       | M-A   | M-A  | M-A   | OR       | DR | TOT | PF    | FD |    |    |    |    | BS     | BA |     |
| 22            | Zeke Nnaji       | F   | 30:07 | 8-14  | 0-0  | 5-5   | 4        | 5  | 9   | 0     | 5  | 21 | 0  | 1  | 0  | 0      | 1  | -14 |
| 4             | Chase Jeter      | C   | 17:40 | 3-5   | 0-0  | 2-4   | 0        | 1  | 1   | 2     | 3  | 8  | 1  | 0  | 0  | 0      | 0  | -7  |
| 0             | Josh Green       | G   | 31:41 | 3-10  | 0-1  | 3-4   | 2        | 1  | 3   | 3     | 3  | 9  | 2  | 2  | 1  | 0      | 1  | -28 |
| 1             | Nico Mannion     | G   | 28:24 | 3-10  | 1-4  | 2-2   | 0        | 2  | 2   | 1     | 2  | 9  | 9  | 2  | 1  | 0      | 2  | -8  |
| 3             | Dylan Smith      | G   | 26:27 | 0-6   | 0-4  | 2-2   | 0        | 1  | 1   | 3     | 1  | 2  | 0  | 0  | 1  | 1      | 1  | -10 |
| 10            | Jemarl Baker Jr. |     | 17:52 | 3-4   | 3-4  | 1-2   | 0        | 1  | 1   | 2     | 1  | 10 | 0  | 1  | 0  | 0      | 0  | -5  |
| 5             | Max Hazzard      |     | 18:04 | 1-4   | 1-4  | 0-0   | 0        | 0  | 0   | 0     | 0  | 3  | 2  | 1  | 0  | 0      | 0  | -5  |
| 13            | Stone Gettings   |     | 15:00 | 0-0   | 0-0  | 2-2   | 1        | 1  | 2   | 3     | 1  | 2  | 2  | 2  | 0  | 0      | 0  | -9  |
| 35            | Christian Koloko |     | 08:08 | 0-0   | 0-0  | 0-0   | 0        | 1  | 1   | 0     | 0  | 0  | 0  | 0  | 0  | 1      | 0  | 3   |
| 11            | Ira Lee          |     | 06:37 | 0-0   | 0-0  | 1-2   | 0        | 1  | 1   | 1     | 1  | 1  | 0  | 0  | 0  | 0      | 0  | -2  |
| Team          |                  |     |       |       |      |       | 4        | 3  | 7   |       |    | 0  |    |    | 2  |        |    |     |
| <b>Totals</b> |                  |     |       | 21-53 | 5-17 | 18-23 | 11       | 17 | 28  | 16    | 17 | 65 | 16 | 11 | 3  | 2      | 5  | -17 |

| Shooting By Period  |       |       |
|---------------------|-------|-------|
| 1 <sup>st</sup> FG% | 11-24 | 45.8% |
| 3PT%                | 3-7   | 42.9% |
| FT%                 | 6-7   | 85.7% |
| 2 <sup>nd</sup> FG% | 10-29 | 34.5% |
| 3PT%                | 2-10  | 20.0% |
| FT%                 | 12-16 | 75%   |
| GM FG%              | 21-53 | 39.6% |
| 3PT%                | 5-17  | 29.4% |
| FT%                 | 18-23 | 78.3% |

Dead Ball Rebounds: 2, 0

Technical Fouls: Coach 2<sup>nd</sup> 15:56

Oregon State - 82

Record: 12-4 (2-2)

| NO.           | Name              | F/C | Min   | FG    | 3P   | FT    | Rebounds |    |     | Fouls |    | TP | AS | TO | ST | Blocks |    | +/- |
|---------------|-------------------|-----|-------|-------|------|-------|----------|----|-----|-------|----|----|----|----|----|--------|----|-----|
|               |                   |     |       | M-A   | M-A  | M-A   | OR       | DR | TOT | PF    | FD |    |    |    |    | BS     | BA |     |
| 3             | Tres Tinkle       | F   | 37:13 | 6-13  | 3-6  | 5-5   | 0        | 6  | 6   | 3     | 2  | 20 | 7  | 1  | 3  | 0      | 1  | 12  |
| 4             | Alfred Hollins    | F   | 30:56 | 5-8   | 2-4  | 0-0   | 0        | 6  | 6   | 4     | 0  | 12 | 2  | 1  | 0  | 1      | 0  | 24  |
| 24            | Kylor Kelley      | F   | 22:33 | 5-7   | 0-0  | 3-4   | 4        | 2  | 6   | 3     | 4  | 13 | 1  | 1  | 0  | 2      | 0  | 21  |
| 5             | Ethan Thompson    | G   | 34:05 | 5-8   | 2-4  | 6-7   | 0        | 1  | 1   | 3     | 4  | 18 | 8  | 2  | 1  | 1      | 0  | 29  |
| 11            | Zach Reichle      | G   | 34:03 | 3-7   | 1-4  | 4-4   | 0        | 2  | 2   | 1     | 2  | 11 | 1  | 3  | 1  | 0      | 0  | 22  |
| 12            | Roman Silva       |     | 11:53 | 1-2   | 0-0  | 0-0   | 2        | 2  | 4   | 3     | 1  | 2  | 0  | 1  | 0  | 1      | 0  | 2   |
| 1             | Sean Miller-Moore |     | 05:50 | 1-2   | 0-0  | 0-0   | 0        | 0  | 0   | 0     | 0  | 2  | 1  | 1  | 1  | 0      | 1  | -5  |
| 0             | Gianni Hunt       |     | 09:11 | 0-0   | 0-0  | 0-0   | 0        | 0  | 0   | 0     | 0  | 0  | 1  | 0  | 0  | 0      | 0  | -9  |
| 15            | Payton Dastrup    |     | 11:28 | 1-3   | 0-0  | 2-2   | 0        | 3  | 3   | 0     | 2  | 4  | 0  | 0  | 1  | 0      | 0  | 1   |
| 2             | Jarod Lucas       |     | 02:12 | 0-0   | 0-0  | 0-0   | 0        | 0  | 0   | 0     | 0  | 0  | 0  | 0  | 0  | 0      | 0  | -10 |
| 35            | Dearon Tucker     |     | 00:36 | 0-0   | 0-0  | 0-0   | 0        | 0  | 0   | 0     | 0  | 0  | 0  | 0  | 0  | 0      | 0  | -2  |
| Team          |                   |     |       |       |      |       | 1        | 2  | 3   |       |    | 0  |    |    | 0  |        |    |     |
| <b>Totals</b> |                   |     |       | 27-50 | 8-18 | 20-22 | 7        | 24 | 31  | 17    | 15 | 82 | 21 | 10 | 7  | 5      | 2  | 17  |

| Shooting By Period  |       |       |
|---------------------|-------|-------|
| 1 <sup>st</sup> FG% | 10-24 | 41.7% |
| 3PT%                | 4-8   | 50.0% |
| FT%                 | 7-7   | 100%  |
| 2 <sup>nd</sup> FG% | 17-26 | 65.4% |
| 3PT%                | 4-10  | 40.0% |
| FT%                 | 13-15 | 86.7% |
| GM FG%              | 27-50 | 54.0% |
| 3PT%                | 8-18  | 44.4% |
| FT%                 | 20-22 | 90.9% |

Dead Ball Rebounds: 1, 0

Technical Fouls: NONE

|                         | UA                        | OSU                       | Points from |     | Period by Period Scoring |     |     |     |
|-------------------------|---------------------------|---------------------------|-------------|-----|--------------------------|-----|-----|-----|
| <b>Biggest lead</b>     | 4 (2 <sup>nd</sup> 17:18) | 20 (2 <sup>nd</sup> 2:37) | UA          | OSU |                          | 1st | 2nd | TOT |
| <b>Best Scoring Run</b> | 8 (1 <sup>st</sup> 3:25)  | 8 (1 <sup>st</sup> 15:15) | 7           | 11  | UA                       | 31  | 34  | 65  |
| <b>Lead Changes</b>     | 13                        |                           | 28          | 32  | OSU                      | 31  | 51  | 82  |
| <b>Times Tied</b>       | 7                         |                           | 14          | 5   |                          |     |     |     |
| <b>Time with Lead</b>   | 08:08                     | 29:02                     | 11          | 6   |                          |     |     |     |
|                         |                           |                           | 16          | 8   |                          |     |     |     |



**Arizona at Oregon State**

01/13/20 Gill Coliseum, Corvallis, Ore.  
2019-20 Men's Basketball

**Game Time:** 3:00 AM  
**Game Duration:** 2:01  
**Attendance:** 4,911

**Officials:** David Hall, John Higgins, Mike Reed

**Period 1**

**Quarter Starters:**

|            |            |             |              |              |             |
|------------|------------|-------------|--------------|--------------|-------------|
| <b>OSU</b> | 3 Tinkle T | 4 Hollins A | 5 Thompson E | 11 Reichle Z | 24 Kelley K |
| <b>UA</b>  | 0 Green J  | 1 Mannion N | 3 Smith D    | 4 Jeter C    | 22 Nnaji Z  |

| Game Time | OSU   | Score       | Diff      | UA  |
|-----------|---|-------------|-----------|---|
| 20:00     | 24 KELLEY K jumpball won                                  |             |           | 22 NNAJI Z jumpball lost                                |
| 19:39     | 24 KELLEY K turnover lost ball (1)                        |             |           | 3 SMITH D steal (1)                                     |
| 19:27     | 4 HOLLINS A foul shooting (1 - 1)                         |             |           | 0 GREEN J foul drawn (1)                                |
| 19:27     |   | <b>0-1</b>  | <b>-1</b> | 0 GREEN J free throw 1 - 2 made (1)                     |
| 19:27     |   | <b>0-2</b>  | <b>-2</b> | 0 GREEN J free throw 2 - 2 made (2)                     |
| 19:08     | 3 TINKLE T 3pt FG , jump shot made (3)                    | <b>3-2</b>  | <b>1</b>  |   |
| 19:08     | 4 HOLLINS A assist (1)                                    |             |           |   |
| 18:41     |   | <b>3-4</b>  | <b>-1</b> | 22 NNAJI Z 2pt FG outside the paint, jump shot made (2) |
| 18:41     |   |             |           | 1 MANNION N assist (1)                                  |
| 18:16     | 4 HOLLINS A 2pt FG in the paint, layup made (2)           | <b>5-4</b>  | <b>1</b>  |   |
| 18:16     | 5 THOMPSON E assist (1)                                   |             |           |   |
| 17:56     |   | <b>5-6</b>  | <b>-1</b> | 0 GREEN J 2pt FG in the paint, made (4)                 |
| 17:56     |   |             |           | 4 JETER C assist (1)                                    |
| 17:31     | 5 THOMPSON E 3pt FG , jump shot made (3)                  | <b>8-6</b>  | <b>2</b>  |   |
| 17:31     | 4 HOLLINS A assist (2)                                    |             |           |   |
| 16:53     |   |             |           | 3 SMITH D 2pt FG outside the paint, jump shot missed    |
| 16:50     | 4 HOLLINS A defensive rebound (1)                         |             |           |   |
| 16:40     | 3 TINKLE T foul drawn (1)                                 |             |           | 3 SMITH D foul shooting (1 - 1)                         |
| 16:40     | 3 TINKLE T free throw 1 - 3 made (4)                      | <b>9-6</b>  | <b>3</b>  |   |
| 16:40     | 3 TINKLE T free throw 2 - 3 made (5)                      | <b>10-6</b> | <b>4</b>  |   |
| 16:40     | 3 TINKLE T free throw 3 - 3 made (6)                      | <b>11-6</b> | <b>5</b>  |   |
| 16:15     | 11 REICHLE Z steal (1)                                    |             |           | 22 NNAJI Z turnover lost ball (1)                       |
| 16:13     |   |             |           | 3 SMITH D substitution out                              |
| 16:13     |   |             |           | 10 BAKER JR. J substitution in                          |
| 16:00     | 3 TINKLE T 3pt FG , jump shot missed                      |             |           |   |
| 15:55     | 24 KELLEY K offensive rebound (1)                         |             |           |   |
| 15:50     | 11 REICHLE Z 2pt FG in the paint, missed                  |             |           |   |
| 15:47     |   |             |           | 1 MANNION N defensive rebound (1)                       |
| 15:38     |   |             |           | 1 MANNION N 2pt FG in the paint, layup blocked          |
| 15:38     | 24 KELLEY K block (1)                                     |             |           |   |
| 15:38     | defensive rebound (3)                                     |             |           |   |
| 15:38     | Timeout media   |             |           |   |
| 15:38     |   |             |           | 1 MANNION N substitution out                            |
| 15:38     |   |             |           | 4 JETER C substitution out                              |
| 15:38     |   |             |           | 5 HAZZARD M substitution in                             |
| 15:38     |   |             |           | 13 GETTINGS S substitution in                           |
| 15:15     | 5 THOMPSON E 2pt FG outside the paint, jump shot made (5) | <b>13-6</b> | <b>7</b>  |   |
| 14:47     |   |             |           | 0 GREEN J 2pt FG outside the paint, jump shot blocked   |
| 14:47     | 24 KELLEY K block (2)                                     |             |           |   |
| 14:44     | 4 HOLLINS A defensive rebound (2)                         |             |           |   |
| 14:38     | 11 REICHLE Z turnover travel (1)                          |             |           |   |
| 14:19     | 24 KELLEY K foul drawn (1)                                |             |           | 0 GREEN J foul offensive (1 - 2)                        |
| 14:19     |   |             |           | 0 GREEN J turnover offensive (1)                        |



**Arizona at Oregon State**

01/13/20 Gill Coliseum, Corvallis, Ore.  
2019-20 Men's Basketball

**Game Time:** 3:00 AM  
**Game Duration:** 2:01  
**Attendance:** 4,911

**Officials:** David Hall, John Higgins, Mike Reed

| Game Time | OSU  | Score        | Diff     | UA   |
|-----------|--|--------------|----------|--|
| 14:19     |  |              |          | 0 GREEN J substitution out                     |
| 14:19     |  |              |          | 3 SMITH D substitution in                      |
| 13:57     | 4 HOLLINS A 3pt FG , jump shot missed                |              |          |  |
| 13:54     |  |              |          | defensive rebound (2)                          |
| 13:39     | 24 KELLEY K foul personal (1 - 2)                    |              |          | 22 NNAJI Z foul drawn (1)                      |
| 13:39     | 24 KELLEY K substitution out                         |              |          |  |
| 13:39     | 12 SILVA R substitution in                           |              |          |  |
| 13:39     |  |              |          | 5 HAZZARD M substitution out                   |
| 13:39     |  |              |          | 22 NNAJI Z substitution out                    |
| 13:39     |  |              |          | 1 MANNION N substitution in                    |
| 13:39     |  |              |          | 35 KOLOKO C substitution in                    |
| 13:32     |  |              |          | 3 SMITH D 3pt FG , jump shot missed            |
| 13:29     | 4 HOLLINS A defensive rebound (3)                    |              |          |  |
| 13:10     | 5 THOMPSON E 3pt FG , jump shot missed               |              |          |  |
| 13:05     |  |              |          | 13 GETTINGS S defensive rebound (1)            |
| 12:57     | 11 REICHLE Z foul shooting (1 - 3)                   |              |          | 10 BAKER JR. J foul drawn (1)                  |
| 12:57     |  | <b>13-7</b>  | <b>6</b> | 10 BAKER JR. J free throw 1 - 2 made (1)       |
| 12:57     | 11 REICHLE Z substitution out                        |              |          |  |
| 12:57     | 1 MILLER-MOORE S substitution in                     |              |          |  |
| 12:56     |  |              |          | 10 BAKER JR. J free throw 2 - 2 missed         |
| 12:55     | 5 THOMPSON E defensive rebound (1)                   |              |          |  |
| 12:37     | 5 THOMPSON E foul offensive (1 - 4)                  |              |          | 1 MANNION N foul drawn (1)                     |
| 12:37     | 5 THOMPSON E turnover offensive (1)                  |              |          |  |
| 12:22     |  |              |          | 3 SMITH D 2pt FG in the paint, layup blocked   |
| 12:22     | 12 SILVA R block (1)                                 |              |          |  |
| 12:19     | 12 SILVA R defensive rebound (1)                     |              |          |  |
| 12:11     | 1 MILLER-MOORE S 2pt FG in the paint, dunk, made (2) | <b>15-7</b>  | <b>8</b> |  |
| 12:11     | 3 TINKLE T assist (1)                                |              |          |  |
| 11:49     |  | <b>15-10</b> | <b>5</b> | 10 BAKER JR. J 3pt FG , jump shot made (4)     |
| 11:49     |  |              |          | 1 MANNION N assist (2)                         |
| 11:23     | 1 MILLER-MOORE S 2pt FG in the paint, layup blocked  |              |          |  |
| 11:23     |  |              |          | 35 KOLOKO C block (1)                          |
| 11:22     | 12 SILVA R offensive rebound (2)                     |              |          |  |
| 11:22     | 12 SILVA R foul drawn (1)                            |              |          | 13 GETTINGS S foul personal (1 - 3)            |
| 11:22     | Timeout media  |              |          |  |
| 11:22     |  |              |          | 10 BAKER JR. J substitution out                |
| 11:22     |  |              |          | 13 GETTINGS S substitution out                 |
| 11:22     |  |              |          | 0 GREEN J substitution in                      |
| 11:22     |  |              |          | 22 NNAJI Z substitution in                     |
| 11:07     | 3 TINKLE T 2pt FG in the paint, layup missed         |              |          |  |
| 11:05     | offensive rebound (9)                                |              |          |  |
| 10:58     | 5 THOMPSON E 2pt FG in the paint, missed             |              |          |  |
| 10:54     | 12 SILVA R offensive rebound (3)                     |              |          |  |
| 10:46     | 3 TINKLE T 2pt FG in the paint, missed               |              |          |  |
| 10:44     |  |              |          | 22 NNAJI Z defensive rebound (1)               |
| 10:35     |  | <b>15-12</b> | <b>3</b> | 22 NNAJI Z 2pt FG in the paint, layup made (4) |
| 10:35     |  |              |          | 1 MANNION N assist (3)                         |
| 10:10     | 12 SILVA R 2pt FG in the paint, missed               |              |          |  |
| 10:09     |  |              |          | defensive rebound (5)                          |



**Arizona at Oregon State**

01/13/20 Gill Coliseum, Corvallis, Ore.  
2019-20 Men's Basketball

**Game Time:** 3:00 AM  
**Game Duration:** 2:01  
**Attendance:** 4,911

**Officials:** David Hall, John Higgins, Mike Reed

| Game Time | OSU   | Score        | Diff     | UA  |
|-----------|---|--------------|----------|---|
| 10:09     | 4 HOLLINS A substitution out                              |              |          |   |
| 10:09     | 5 THOMPSON E substitution out                             |              |          |   |
| 10:09     | 12 SILVA R substitution out                               |              |          |   |
| 10:09     | 0 HUNT G substitution in                                  |              |          |   |
| 10:09     | 15 DASTRUP P substitution in                              |              |          |   |
| 10:09     | 24 KELLEY K substitution in                               |              |          |   |
| 10:09     |   |              |          | 35 KOLOKO C substitution out                              |
| 10:09     |   |              |          | 10 BAKER JR. J substitution in                            |
| 10:09     |   |              |          | 3 SMITH D substitution out                                |
| 10:09     |   |              |          | 4 JETER C substitution in                                 |
| 09:50     |   | <b>15-14</b> | <b>1</b> | 0 GREEN J 2pt FG in the paint, jump shot made (6)         |
| 09:33     | 24 KELLEY K 2pt FG in the paint, dunk, made (2)           | <b>17-14</b> | <b>3</b> |   |
| 09:33     | 1 MILLER-MOORE S assist (1)                               |              |          |   |
| 09:20     |   |              |          | 22 NNAJI Z 2pt FG in the paint, missed                    |
| 09:17     | 3 TINKLE T defensive rebound (1)                          |              |          |   |
| 09:10     | 15 DASTRUP P 2pt FG outside the paint, jump shot made (2) | <b>19-14</b> | <b>5</b> |   |
| 09:10     | 3 TINKLE T assist (2)                                     |              |          |   |
| 08:49     | 1 MILLER-MOORE S steal (1)                                |              |          | 10 BAKER JR. J turnover bad pass (1)                      |
| 08:26     | 15 DASTRUP P 2pt FG in the paint, missed                  |              |          |   |
| 08:24     |   |              |          | 22 NNAJI Z defensive rebound (2)                          |
| 08:18     |   | <b>19-16</b> | <b>3</b> | 1 MANNION N 2pt FG fast break outside the paint, made (2) |
| 07:56     | 3 TINKLE T 2pt FG in the paint, jump shot missed          |              |          |   |
| 07:55     | 24 KELLEY K offensive rebound (2)                         |              |          |   |
| 07:55     | Timeout media   |              |          |   |
| 07:55     | 1 MILLER-MOORE S substitution out                         |              |          |   |
| 07:55     | 3 TINKLE T substitution out                               |              |          |   |
| 07:55     | 5 THOMPSON E substitution in                              |              |          |   |
| 07:55     | 11 REICHLE Z substitution in                              |              |          |   |
| 07:55     |   |              |          | 22 NNAJI Z substitution out                               |
| 07:55     |   |              |          | 13 GETTINGS S substitution in                             |
| 07:53     | 5 THOMPSON E foul drawn (1)                               |              |          | 1 MANNION N foul shooting (1 - 4)                         |
| 07:53     | 5 THOMPSON E free throw 1 - 2 made (6)                    | <b>20-16</b> | <b>4</b> |   |
| 07:53     | 5 THOMPSON E free throw 2 - 2 made (7)                    | <b>21-16</b> | <b>5</b> |   |
| 07:32     | 24 KELLEY K foul shooting (2 - 5)                         |              |          | 4 JETER C foul drawn (1)                                  |
| 07:32     |   | <b>21-17</b> | <b>4</b> | 4 JETER C free throw 1 - 2 made (1)                       |
| 07:32     | 24 KELLEY K substitution out                              |              |          |   |
| 07:32     | 3 TINKLE T substitution in                                |              |          |   |
| 07:32     |   |              |          | 1 MANNION N substitution out                              |
| 07:32     |   |              |          | 5 HAZZARD M substitution in                               |
| 07:32     |   | <b>21-18</b> | <b>3</b> | 4 JETER C free throw 2 - 2 made (2)                       |
| 07:09     | 3 TINKLE T 3pt FG , jump shot made (9)                    | <b>24-18</b> | <b>6</b> |   |
| 07:09     | 0 HUNT G assist (1)                                       |              |          |   |
| 06:54     |   | <b>24-20</b> | <b>4</b> | 4 JETER C 2pt FG in the paint, layup made (4)             |
| 06:54     |   |              |          | 13 GETTINGS S assist (1)                                  |
| 06:26     | 3 TINKLE T turnover lost ball (1)                         |              |          |   |
| 06:26     |   |              |          | 5 HAZZARD M substitution out                              |
| 06:26     |   |              |          | 13 GETTINGS S substitution out                            |
| 06:26     |   |              |          | 3 SMITH D substitution in                                 |
| 06:26     |   |              |          | 22 NNAJI Z substitution in                                |



**Arizona at Oregon State**

01/13/20 Gill Coliseum, Corvallis, Ore.  
2019-20 Men's Basketball

**Game Time:** 3:00 AM  
**Game Duration:** 2:01  
**Attendance:** 4,911

**Officials:** David Hall, John Higgins, Mike Reed

| Game Time | OSU   | Score        | Diff      | UA  |
|-----------|---|--------------|-----------|---|
| 06:04     |   |              |           | 4 JETER C 2pt FG in the paint, missed             |
| 06:02     | 15 DASTRUP P defensive rebound (1)                      |              |           |   |
| 05:56     | 15 DASTRUP P foul drawn (1)                             |              |           | 10 BAKER JR. J foul shooting (1 - 5)              |
| 05:56     | 15 DASTRUP P free throw fast break 1 - 2 made (3)       | <b>25-20</b> | <b>5</b>  |   |
| 05:56     |   |              |           | 0 GREEN J substitution out                        |
| 05:56     |   |              |           | 5 HAZZARD M substitution in                       |
| 05:56     | 15 DASTRUP P free throw fast break 2 - 2 made (4)       | <b>26-20</b> | <b>6</b>  |   |
| 05:23     |   |              |           | turnover shot clock (4)                           |
| 05:23     |   |              |           | 10 BAKER JR. J substitution out                   |
| 05:23     |   |              |           | 1 MANNION N substitution in                       |
| 04:58     | 11 REICHLE Z turnover bad pass (2)                      |              |           |   |
| 04:58     | 11 REICHLE Z substitution out                           |              |           |   |
| 04:58     | 2 LUCAS J substitution in                               |              |           |   |
| 04:41     |   |              |           | 1 MANNION N 3pt FG , jump shot missed             |
| 04:39     |   |              |           | 22 NNAJI Z offensive rebound (3)                  |
| 04:39     | 5 THOMPSON E foul personal (2 - 6)                      |              |           | 22 NNAJI Z foul drawn (2)                         |
| 04:39     | 5 THOMPSON E substitution out                           |              |           |   |
| 04:39     | 11 REICHLE Z substitution in                            |              |           |   |
| 04:29     |   | <b>26-23</b> | <b>3</b>  | 1 MANNION N 3pt FG , jump shot made (5)           |
| 04:29     |   |              |           | 5 HAZZARD M assist (1)                            |
| 04:02     | 11 REICHLE Z turnover bad pass (3)                      |              |           |   |
| 04:02     |   |              |           | 4 JETER C substitution out                        |
| 04:02     |   |              |           | 11 LEE I substitution in                          |
| 03:50     |   | <b>26-25</b> | <b>1</b>  | 22 NNAJI Z 2pt FG in the paint, alleyoop made (6) |
| 03:50     |   |              |           | 1 MANNION N assist (4)                            |
| 03:30     | 3 TINKLE T 2pt FG in the paint, layup blocked           |              |           |   |
| 03:30     |   |              |           | 3 SMITH D block (1)                               |
| 03:27     |   |              |           | 1 MANNION N defensive rebound (2)                 |
| 03:25     |   | <b>26-28</b> | <b>-2</b> | 5 HAZZARD M 3pt FG fast break, jump shot made (3) |
| 03:25     |   |              |           | 1 MANNION N assist (5)                            |
| 03:22     | Timeout 30 Sec  |              |           |   |
| 03:22     | Timeout media   |              |           |   |
| 03:22     | 2 LUCAS J substitution out                              |              |           |   |
| 03:22     | 1 MILLER-MOORE S substitution in                        |              |           |   |
| 03:10     | 1 MILLER-MOORE S turnover bad pass (1)                  |              |           |   |
| 03:10     | 1 MILLER-MOORE S substitution out                       |              |           |   |
| 03:10     | 4 HOLLINS A substitution in                             |              |           |   |
| 02:51     |   |              |           | 5 HAZZARD M 3pt FG , jump shot missed             |
| 02:48     | 15 DASTRUP P defensive rebound (2)                      |              |           |   |
| 02:26     | 15 DASTRUP P 2pt FG outside the paint, jump shot missed |              |           |   |
| 02:24     |   |              |           | 22 NNAJI Z defensive rebound (4)                  |
| 02:00     |   |              |           | 3 SMITH D 3pt FG , jump shot missed               |
| 01:58     | 3 TINKLE T defensive rebound (2)                        |              |           |   |
| 01:58     | 15 DASTRUP P foul drawn (2)                             |              |           | 11 LEE I foul loose ball (1 - 6)                  |
| 01:58     | 0 HUNT G substitution out                               |              |           |   |
| 01:58     | 15 DASTRUP P substitution out                           |              |           |   |
| 01:58     | 5 THOMPSON E substitution in                            |              |           |   |
| 01:58     | 12 SILVA R substitution in                              |              |           |   |
| 01:32     | 11 REICHLE Z 3pt FG , jump shot missed                  |              |           |   |



**Arizona at Oregon State**

01/13/20 Gill Coliseum, Corvallis, Ore.  
2019-20 Men's Basketball

**Game Time:** 3:00 AM  
**Game Duration:** 2:01  
**Attendance:** 4,911

**Officials:** David Hall, John Higgins, Mike Reed

| Game Time            | OSU  | Score        | Diff      | UA   |
|----------------------|--|--------------|-----------|--|
| 01:28                |  |              |           | 22 NNAJI Z defensive rebound (5)                     |
| 01:13                |  |              |           | 22 NNAJI Z 2pt FG in the paint, layup blocked        |
| 01:13                | 4 HOLLINS A block (1)                      |              |           |  |
| 01:12                |  |              |           | offensive rebound (11)                               |
| 01:12                | 5 THOMPSON E substitution out              |              |           |  |
| 01:12                | 0 HUNT G substitution in                   |              |           |  |
| 01:12                |  |              |           | 5 HAZZARD M substitution out                         |
| 01:12                |  |              |           | 0 GREEN J substitution in                            |
| 01:07                |  |              |           | 0 GREEN J 2pt FG outside the paint, jump shot missed |
| 01:04                | 3 TINKLE T defensive rebound (3)           |              |           |  |
| 00:55                | 0 HUNT G substitution out                  |              |           |  |
| 00:55                | 5 THOMPSON E substitution in               |              |           |  |
| 00:47                | 4 HOLLINS A 3pt FG , jump shot made (5)    | <b>29-28</b> | <b>1</b>  |  |
| 00:47                | 11 REICHLE Z assist (1)                    |              |           |  |
| 00:42                | Timeout 30 Sec                             |              |           |  |
| 00:42                | 5 THOMPSON E substitution out              |              |           |  |
| 00:42                | 0 HUNT G substitution in                   |              |           |  |
| 00:42                |  |              |           | 11 LEE I substitution out                            |
| 00:42                |  |              |           | 13 GETTINGS S substitution in                        |
| 00:35                |  | <b>29-30</b> | <b>-1</b> | 22 NNAJI Z 2pt FG in the paint, layup made (8)       |
| 00:35                |  |              |           | 1 MANNION N assist (6)                               |
| 00:35                | 3 TINKLE T foul shooting (1 - 7)           |              |           | 22 NNAJI Z foul drawn (3)                            |
| 00:35                | 0 HUNT G substitution out                  |              |           |  |
| 00:35                | 5 THOMPSON E substitution in               |              |           |  |
| 00:35                |  |              |           | 13 GETTINGS S substitution out                       |
| 00:35                |  |              |           | 35 KOLOKO C substitution in                          |
| 00:35                |  | <b>29-31</b> | <b>-2</b> | 22 NNAJI Z free throw 1 - 1 made (9)                 |
| 00:07                | 11 REICHLE Z 2pt FG in the paint, made (2) | <b>31-31</b> | <b>0</b>  |  |
| 00:07                | 3 TINKLE T assist (3)                      |              |           |  |
| 00:00                |  |              |           | 1 MANNION N 2pt FG in the paint, jump shot missed    |
| 00:00                | 4 HOLLINS A defensive rebound (4)          |              |           |  |
| <b>END OF PERIOD</b> |  |              |           |  |
| <b>OSU 31-31 UA</b>  |  |              |           |  |



Arizona at Oregon State

01/13/20 Gill Coliseum, Corvallis, Ore.  
2019-20 Men's Basketball

Game Time: 3:00 AM  
Game Duration: 2:01  
Attendance: 4,911

Officials: David Hall, John Higgins, Mike Reed

Arizona - 31

| NO.           | Name             | F | Min   | FG    |     |     | Rebounds |    |     | Fouls |    | TP | AS | TO | ST | Blocks |    | +/- |
|---------------|------------------|---|-------|-------|-----|-----|----------|----|-----|-------|----|----|----|----|----|--------|----|-----|
|               |                  |   |       | M-A   | M-A | M-A | OR       | DR | TOT | PF    | FD |    |    |    |    | BS     | BA |     |
| 22            | Zeke Nnaji       | F | 16:14 | 4-6   | 0-0 | 1-1 | 1        | 4  | 5   | 0     | 3  | 9  | 0  | 1  | 0  | 0      | 1  | -1  |
| 4             | Chase Jeter      | C | 10:29 | 1-2   | 0-0 | 2-2 | 0        | 0  | 0   | 0     | 1  | 4  | 1  | 0  | 0  | 0      | 0  | -5  |
| 0             | Josh Green       | G | 12:19 | 2-4   | 0-0 | 2-2 | 0        | 0  | 0   | 1     | 1  | 6  | 0  | 1  | 0  | 0      | 1  | -9  |
| 1             | Nico Mannion     | G | 15:52 | 2-5   | 1-2 | 0-0 | 0        | 2  | 2   | 1     | 1  | 5  | 6  | 0  | 0  | 0      | 1  | 4   |
| 3             | Dylan Smith      | G | 14:23 | 0-4   | 0-2 | 0-0 | 0        | 0  | 0   | 1     | 0  | 0  | 0  | 0  | 1  | 1      | 1  | 3   |
| 10            | Jemarl Baker Jr. |   | 09:37 | 1-1   | 1-1 | 1-2 | 0        | 0  | 0   | 1     | 1  | 4  | 0  | 1  | 0  | 0      | 0  | -3  |
| 5             | Max Hazzard      |   | 07:49 | 1-2   | 1-2 | 0-0 | 0        | 0  | 0   | 0     | 0  | 3  | 1  | 0  | 0  | 0      | 0  | 5   |
| 13            | Stone Gettings   |   | 05:53 | 0-0   | 0-0 | 0-0 | 0        | 1  | 1   | 1     | 0  | 0  | 1  | 0  | 0  | 0      | 0  | 1   |
| 35            | Christian Koloko |   | 04:05 | 0-0   | 0-0 | 0-0 | 0        | 0  | 0   | 0     | 0  | 0  | 0  | 0  | 0  | 1      | 0  | 3   |
| 11            | Ira Lee          |   | 03:19 | 0-0   | 0-0 | 0-0 | 0        | 0  | 0   | 1     | 0  | 0  | 0  | 0  | 0  | 0      | 0  | 2   |
| Team          |                  |   |       |       |     |     | 1        | 2  | 3   |       |    | 0  |    | 1  |    |        |    |     |
| <b>Totals</b> |                  |   |       | 11-24 | 3-7 | 6-7 | 2        | 9  | 11  | 6     | 7  | 31 | 9  | 4  | 1  | 2      | 4  | 0   |

| Shooting By Period |       |       |
|--------------------|-------|-------|
| 1st FG%            | 11-24 | 45.8% |
| 3PT%               | 3-7   | 42.9% |
| FT%                | 6-7   | 85.7% |
| GM FG%             | 11-24 | 45.8% |
| 3PT%               | 3-7   | 42.9% |
| FT%                | 6-7   | 85.7% |

Dead Ball Rebounds: 0, 0

Technical Fouls::NONE

Oregon State - 31

| NO.           | Name              | F | Min   | FG    |     |     | Rebounds |    |     | Fouls |    | TP | AS | TO | ST | Blocks |    | +/- |
|---------------|-------------------|---|-------|-------|-----|-----|----------|----|-----|-------|----|----|----|----|----|--------|----|-----|
|               |                   |   |       | M-A   | M-A | M-A | OR       | DR | TOT | PF    | FD |    |    |    |    | BS     | BA |     |
| 3             | Tres Tinkle       | F | 19:37 | 2-7   | 2-3 | 3-3 | 0        | 3  | 3   | 1     | 1  | 9  | 3  | 1  | 0  | 0      | 1  | -1  |
| 4             | Alfred Hollins    | F | 13:01 | 2-3   | 1-2 | 0-0 | 0        | 4  | 4   | 1     | 0  | 5  | 2  | 0  | 0  | 1      | 0  | 5   |
| 24            | Kylor Kelley      | F | 08:58 | 1-1   | 0-0 | 0-0 | 2        | 0  | 2   | 2     | 1  | 2  | 0  | 1  | 0  | 2      | 0  | 8   |
| 5             | Ethan Thompson    | G | 14:41 | 2-4   | 1-2 | 2-2 | 0        | 1  | 1   | 2     | 1  | 7  | 1  | 1  | 0  | 0      | 0  | 10  |
| 11            | Zach Reichle      | G | 14:39 | 1-3   | 0-1 | 0-0 | 0        | 0  | 0   | 1     | 0  | 2  | 1  | 3  | 1  | 0      | 0  | 3   |
| 12            | Roman Silva       |   | 05:28 | 0-1   | 0-0 | 0-0 | 2        | 1  | 3   | 0     | 1  | 0  | 0  | 0  | 0  | 1      | 0  | -2  |
| 1             | Sean Miller-Moore |   | 05:14 | 1-2   | 0-0 | 0-0 | 0        | 0  | 0   | 0     | 0  | 2  | 1  | 1  | 1  | 0      | 1  | -3  |
| 0             | Gianni Hunt       |   | 08:35 | 0-0   | 0-0 | 0-0 | 0        | 0  | 0   | 0     | 0  | 0  | 1  | 0  | 0  | 0      | 0  | -7  |
| 15            | Payton Dastrup    |   | 08:11 | 1-3   | 0-0 | 2-2 | 0        | 2  | 2   | 0     | 2  | 4  | 0  | 0  | 0  | 0      | 0  | -5  |
| 2             | Jarod Lucas       |   | 01:36 | 0-0   | 0-0 | 0-0 | 0        | 0  | 0   | 0     | 0  | 0  | 0  | 0  | 0  | 0      | 0  | -8  |
| Team          |                   |   |       |       |     |     | 1        | 1  | 2   |       |    | 0  |    | 0  |    |        |    |     |
| <b>Totals</b> |                   |   |       | 10-24 | 4-8 | 7-7 | 5        | 12 | 17  | 7     | 6  | 31 | 9  | 7  | 2  | 4      | 2  | 0   |

| Shooting By Period |       |        |
|--------------------|-------|--------|
| 1st FG%            | 10-24 | 41.7%  |
| 3PT%               | 4-8   | 50.0%  |
| FT%                | 7-7   | 100%   |
| GM FG%             | 10-24 | 41.7%  |
| 3PT%               | 4-8   | 50.0%  |
| FT%                | 7-7   | 100.0% |

Dead Ball Rebounds: 0, 0

Technical Fouls::NONE

|                  | UA            | OSU           | Points from   |    | Period by Period Scoring |     |     |
|------------------|---------------|---------------|---------------|----|--------------------------|-----|-----|
| Biggest lead     | 2 (1st 19:27) | 8 (1st 12:11) | Turnovers     | 7  | 0                        |     |     |
| Best Scoring Run | 8(1st 3:25)   | 8(1st 15:15)  | Paint         | 12 | 8                        | 1st | TOT |
| Lead Changes     | 8             |               | Second Chance | 3  | 2                        | UA  | 31  |
| Times Tied       | 1             |               | Fast Breaks   | 5  | 2                        | OSU | 31  |
| Time with Lead   | 04:14         | 15:06         | Bench         | 7  | 6                        |     |     |



**Arizona at Oregon State**

01/13/20 Gill Coliseum, Corvallis, Ore.  
2019-20 Men's Basketball

**Game Time:** 3:00 AM  
**Game Duration:** 2:01  
**Attendance:** 4,911

**Officials:** David Hall, John Higgins, Mike Reed

**Period 2**

**Quarter Starters:**

|            |            |              |             |              |             |
|------------|------------|--------------|-------------|--------------|-------------|
| <b>OSU</b> | 3 Tinkle T | 11 Reichle Z | 4 Hollins A | 5 Thompson E | 24 Kelley K |
| <b>UA</b>  | 3 Smith D  | 22 Nnaji Z   | 1 Mannion N | 0 Green J    | 4 Jeter C   |

| Game Time | OSU  | Score        | Diff      | UA   |
|-----------|--|--------------|-----------|--|
| 20:00     | 12 SILVA R substitution out                                |              |           |  |
| 20:00     | 24 KELLEY K substitution in                                |              |           |  |
| 20:00     |  |              |           | 35 KOLOKO C substitution out                               |
| 20:00     |  |              |           | 4 JETER C substitution in                                  |
| 19:49     | 3 TINKLE T steal (1)                                       |              |           | 1 MANNION N turnover bad pass (1)                          |
| 19:45     | 3 TINKLE T 2pt FG fast break in the paint, dunk, made (11) | <b>33-31</b> | <b>2</b>  |  |
| 19:45     | 5 THOMPSON E assist (2)                                    |              |           |  |
| 19:25     |  |              |           | 3 SMITH D 3pt FG , jump shot missed                        |
| 19:21     |  |              |           | 22 NNAJI Z offensive rebound (6)                           |
| 19:20     |  | <b>33-33</b> | <b>0</b>  | 22 NNAJI Z 2pt FG in the paint, layup made (11)            |
| 19:06     | 3 TINKLE T 3pt FG , jump shot missed                       |              |           |  |
| 19:02     |  |              |           | 3 SMITH D defensive rebound (1)                            |
| 18:45     |  | <b>33-35</b> | <b>-2</b> | 4 JETER C 2pt FG in the paint, layup made (6)              |
| 18:45     |  |              |           | 0 GREEN J assist (1)                                       |
| 18:45     | 4 HOLLINS A foul shooting (2 - 1)                          |              |           | 4 JETER C foul drawn (2)                                   |
| 18:44     |  |              |           | 4 JETER C free throw 1 - 1 missed                          |
| 18:42     | 3 TINKLE T defensive rebound (4)                           |              |           |  |
| 18:20     | 24 KELLEY K 2pt FG in the paint, alleyoop made (4)         | <b>35-35</b> | <b>0</b>  |  |
| 18:20     | 5 THOMPSON E assist (3)                                    |              |           |  |
| 18:05     |  |              |           | 22 NNAJI Z 2pt FG outside the paint, jump shot missed      |
| 18:02     |  |              |           | offensive rebound (14)                                     |
| 18:00     | 3 TINKLE T steal (2)                                       |              |           | 1 MANNION N turnover bad pass (2)                          |
| 17:55     | 5 THOMPSON E 3pt FG , jump shot missed                     |              |           |  |
| 17:51     |  |              |           | 4 JETER C defensive rebound (1)                            |
| 17:46     |  | <b>35-37</b> | <b>-2</b> | 22 NNAJI Z 2pt FG fast break in the paint, layup made (13) |
| 17:46     |  |              |           | 1 MANNION N assist (7)                                     |
| 17:25     | 4 HOLLINS A 2pt FG in the paint, layup missed              |              |           |  |
| 17:23     |  |              |           | 22 NNAJI Z defensive rebound (7)                           |
| 17:18     |  | <b>35-39</b> | <b>-4</b> | 1 MANNION N 2pt FG fast break in the paint, layup made (7) |
| 16:42     | 4 HOLLINS A 2pt FG in the paint, layup made (7)            | <b>37-39</b> | <b>-2</b> |  |
| 16:35     |  | <b>37-41</b> | <b>-4</b> | 0 GREEN J 2pt FG fast break in the paint, layup made (8)   |
| 16:35     |  |              |           | 1 MANNION N assist (8)                                     |
| 16:15     | 5 THOMPSON E foul drawn (2)                                |              |           | 4 JETER C foul personal (1 - 1)                            |
| 16:07     | 5 THOMPSON E turnover bad pass (2)                         |              |           | 1 MANNION N steal (1)                                      |
| 16:03     |  |              |           | 1 MANNION N 2pt FG in the paint, layup blocked             |
| 16:03     | 5 THOMPSON E block (1)                                     |              |           |  |
| 15:59     | 11 REICHLER Z defensive rebound (1)                        |              |           |  |
| 15:58     | 4 HOLLINS A 2pt FG fast break in the paint, dunk, made (9) | <b>39-41</b> | <b>-2</b> |  |
| 15:58     | 24 KELLEY K assist (1)                                     |              |           |  |
| 15:56     |  |              |           | foul coach class A technical (2)                           |
| 15:56     |  |              |           | turnover offensive (7)                                     |
| 15:56     | Timeout media  |              |           |  |
| 15:56     | 3 TINKLE T free throw 1 - 2 made (12)                      | <b>40-41</b> | <b>-1</b> |  |



**Arizona at Oregon State**

01/13/20 Gill Coliseum, Corvallis, Ore.  
2019-20 Men's Basketball

**Game Time:** 3:00 AM  
**Game Duration:** 2:01  
**Attendance:** 4,911

**Officials:** David Hall, John Higgins, Mike Reed

| Game Time | OSU   | Score        | Diff      | UA   |
|-----------|---|--------------|-----------|--|
| 15:56     | 3 TINKLE T free throw 2 - 2 made (13)               | <b>41-41</b> | <b>0</b>  |  |
| 15:47     |   | <b>41-43</b> | <b>-2</b> | 22 NNAJI Z 2pt FG in the paint, layup made (15)      |
| 15:47     |   |              |           | 0 GREEN J assist (2)                                 |
| 15:28     | 3 TINKLE T foul drawn (2)                           |              |           | 0 GREEN J foul personal (2 - 3)                      |
| 15:23     | 3 TINKLE T 3pt FG , jump shot made (16)             | <b>44-43</b> | <b>1</b>  |  |
| 15:23     | 5 THOMPSON E assist (4)                             |              |           |  |
| 14:53     |   |              |           | 4 JETER C 2pt FG in the paint, layup missed          |
| 14:49     |   |              |           | 22 NNAJI Z offensive rebound (8)                     |
| 14:49     |   |              |           | 22 NNAJI Z 2pt FG in the paint, layup missed         |
| 14:49     |   |              |           | offensive rebound (18)                               |
| 14:49     |   |              |           | 0 GREEN J substitution out                           |
| 14:49     |   |              |           | 10 BAKER JR. J substitution in                       |
| 14:37     | 24 KELLEY K foul shooting (3 - 2)                   |              |           | 22 NNAJI Z foul drawn (4)                            |
| 14:37     |   | <b>44-44</b> | <b>0</b>  | 22 NNAJI Z free throw 1 - 2 made (16)                |
| 14:37     | 24 KELLEY K substitution out                        |              |           |  |
| 14:37     | 12 SILVA R substitution in                          |              |           |  |
| 14:37     |   |              |           | 1 MANNION N substitution out                         |
| 14:37     |   |              |           | 4 JETER C substitution out                           |
| 14:37     |   |              |           | 5 HAZZARD M substitution in                          |
| 14:37     |   |              |           | 13 GETTINGS S substitution in                        |
| 14:37     |   | <b>44-45</b> | <b>-1</b> | 22 NNAJI Z free throw 2 - 2 made (17)                |
| 14:11     | 12 SILVA R turnover travel (1)                      |              |           |  |
| 14:11     |   |              |           | 3 SMITH D substitution out                           |
| 14:11     |   |              |           | 0 GREEN J substitution in                            |
| 13:40     |   |              |           | 0 GREEN J 2pt FG outside the paint, jump shot missed |
| 13:37     | defensive rebound (20)                              |              |           |  |
| 13:22     | 5 THOMPSON E 3pt FG , jump shot made (10)           | <b>47-45</b> | <b>2</b>  |  |
| 13:22     | 3 TINKLE T assist (4)                               |              |           |  |
| 13:11     |   |              |           | Timeout 30 Sec                                       |
| 13:11     |   |              |           | 10 BAKER JR. J substitution out                      |
| 13:11     |   |              |           | 1 MANNION N substitution in                          |
| 12:46     |   |              |           | 0 GREEN J 3pt FG , jump shot missed                  |
| 12:43     |   |              |           | 22 NNAJI Z offensive rebound (9)                     |
| 12:42     |   | <b>47-47</b> | <b>0</b>  | 22 NNAJI Z 2pt FG in the paint, layup made (19)      |
| 12:18     | 3 TINKLE T 2pt FG in the paint, jump shot made (18) | <b>49-47</b> | <b>2</b>  |  |
| 12:05     | 12 SILVA R foul shooting (1 - 3)                    |              |           | 22 NNAJI Z foul drawn (5)                            |
| 12:05     |   | <b>49-48</b> | <b>1</b>  | 22 NNAJI Z free throw 1 - 2 made (20)                |
| 12:05     | 3 TINKLE T substitution out                         |              |           |  |
| 12:05     | 15 DASTRUP P substitution in                        |              |           |  |
| 12:05     |   |              |           | 5 HAZZARD M substitution out                         |
| 12:05     |   |              |           | 3 SMITH D substitution in                            |
| 12:05     |   | <b>49-49</b> | <b>0</b>  | 22 NNAJI Z free throw 2 - 2 made (21)                |
| 11:52     | 11 REICHLE Z foul drawn (1)                         |              |           | 13 GETTINGS S foul shooting (2 - 4)                  |
| 11:52     |   |              |           | Timeout media  |
| 11:52     | 11 REICHLE Z free throw 1 - 2 made (3)              | <b>50-49</b> | <b>1</b>  |  |
| 11:52     | 11 REICHLE Z free throw 2 - 2 made (4)              | <b>51-49</b> | <b>2</b>  |  |
| 11:34     |   |              |           | 1 MANNION N 3pt FG , jump shot missed                |
| 11:28     | 15 DASTRUP P defensive rebound (3)                  |              |           |  |
| 11:13     | 12 SILVA R 2pt FG in the paint, layup made (2)      | <b>53-49</b> | <b>4</b>  |  |



**Arizona at Oregon State**

01/13/20 Gill Coliseum, Corvallis, Ore.  
2019-20 Men's Basketball

**Game Time:** 3:00 AM  
**Game Duration:** 2:01  
**Attendance:** 4,911

**Officials:** David Hall, John Higgins, Mike Reed

| Game Time | OSU  | Score        | Diff      | UA   |
|-----------|--|--------------|-----------|--|
| 11:13     | 5 THOMPSON E assist (5)                          |              |           |  |
| 10:56     |  |              |           | 22 NNAJI Z 2pt FG in the paint, layup missed         |
| 10:54     | 12 SILVA R defensive rebound (4)                 |              |           |  |
| 10:36     | 4 HOLLINS A turnover lost ball (1)               |              |           | 0 GREEN J steal (1)                                  |
| 10:31     | 15 DASTRUP P steal (1)                           |              |           | 0 GREEN J turnover bad pass (2)                      |
| 10:23     | 4 HOLLINS A 3pt FG , jump shot made (12)         | <b>56-49</b> | <b>7</b>  |  |
| 10:23     | 5 THOMPSON E assist (6)                          |              |           |  |
| 10:17     |  |              |           | Timeout 60 Sec                                       |
| 10:17     | 4 HOLLINS A substitution out                     |              |           |  |
| 10:17     | 3 TINKLE T substitution in                       |              |           |  |
| 10:17     |  |              |           | 1 MANNION N substitution out                         |
| 10:17     |  |              |           | 13 GETTINGS S substitution out                       |
| 10:17     |  |              |           | 10 BAKER JR. J substitution in                       |
| 10:17     |  |              |           | 11 LEE I substitution in                             |
| 10:01     | 12 SILVA R foul shooting (2 - 4)                 |              |           | 3 SMITH D foul drawn (1)                             |
| 10:01     |  | <b>56-50</b> | <b>6</b>  | 3 SMITH D free throw 1 - 2 made (1)                  |
| 10:01     |  | <b>56-51</b> | <b>5</b>  | 3 SMITH D free throw 2 - 2 made (2)                  |
| 09:38     | 5 THOMPSON E 2pt FG outside the paint, made (12) | <b>58-51</b> | <b>7</b>  |  |
| 09:26     |  |              |           | 22 NNAJI Z 2pt FG in the paint, missed               |
| 09:23     | 11 REICHLE Z defensive rebound (2)               |              |           |  |
| 09:03     |  |              |           | 22 NNAJI Z substitution out                          |
| 09:03     |  |              |           | 1 MANNION N substitution in                          |
| 09:01     | 11 REICHLE Z 3pt FG , jump shot missed           |              |           |  |
| 08:58     |  |              |           | 11 LEE I defensive rebound (1)                       |
| 08:48     | 12 SILVA R foul shooting (3 - 5)                 |              |           | 11 LEE I foul drawn (1)                              |
| 08:48     |  |              |           | 11 LEE I free throw 1 - 2 missed                     |
| 08:48     |  |              |           | offensive dead ball rebound (1)                      |
| 08:48     | 12 SILVA R substitution out                      |              |           |  |
| 08:48     | 15 DASTRUP P substitution out                    |              |           |  |
| 08:48     | 4 HOLLINS A substitution in                      |              |           |  |
| 08:48     | 24 KELLEY K substitution in                      |              |           |  |
| 08:48     |  | <b>58-52</b> | <b>6</b>  | 11 LEE I free throw 2 - 2 made (1)                   |
| 08:31     | 11 REICHLE Z 2pt FG in the paint, made (6)       | <b>60-52</b> | <b>8</b>  |  |
| 08:14     |  |              |           | 3 SMITH D 3pt FG , jump shot missed                  |
| 08:10     | 3 TINKLE T defensive rebound (5)                 |              |           |  |
| 07:43     | 11 REICHLE Z foul drawn (2)                      |              |           | 3 SMITH D foul shooting (2 - 5)                      |
| 07:43     |  |              |           | Timeout media  |
| 07:43     |  |              |           | 10 BAKER JR. J substitution out                      |
| 07:43     |  |              |           | 11 LEE I substitution out                            |
| 07:43     |  |              |           | 5 HAZZARD M substitution in                          |
| 07:43     |  |              |           | 22 NNAJI Z substitution in                           |
| 07:43     | 11 REICHLE Z free throw 1 - 2 made (7)           | <b>61-52</b> | <b>9</b>  |  |
| 07:43     | 11 REICHLE Z free throw 2 - 2 made (8)           | <b>62-52</b> | <b>10</b> |  |
| 07:24     |  |              |           | 0 GREEN J 2pt FG outside the paint, jump shot missed |
| 07:21     |  |              |           | 0 GREEN J offensive rebound (1)                      |
| 07:21     | 3 TINKLE T foul personal (2 - 6)                 |              |           | 0 GREEN J foul drawn (2)                             |
| 07:09     |  |              |           | 1 MANNION N 2pt FG in the paint, jump shot missed    |
| 07:06     | 24 KELLEY K defensive rebound (3)                |              |           |  |
| 06:46     | 3 TINKLE T 2pt FG in the paint, layup made (20)  | <b>64-52</b> | <b>12</b> |  |



**Arizona at Oregon State**

01/13/20 Gill Coliseum, Corvallis, Ore.  
2019-20 Men's Basketball

**Game Time:** 3:00 AM  
**Game Duration:** 2:01  
**Attendance:** 4,911

**Officials:** David Hall, John Higgins, Mike Reed

| Game Time | OSU   | Score        | Diff      | UA  |
|-----------|---|--------------|-----------|---|
| 06:46     | 5 THOMPSON E assist (7)                               |              |           |   |
| 06:35     |   |              |           | Timeout 30 Sec                                |
| 06:35     |   |              |           | 3 SMITH D substitution out                    |
| 06:35     |   |              |           | 4 JETER C substitution in                     |
| 06:23     | 4 HOLLINS A foul personal (3 - 7)                     |              |           | 1 MANNION N foul drawn (2)                    |
| 06:23     |   | <b>64-53</b> | <b>11</b> | 1 MANNION N 1&1 free throw 1 made (8)         |
| 06:23     |   | <b>64-54</b> | <b>10</b> | 1 MANNION N 1&1 free throw 2 made (9)         |
| 06:06     | 24 KELLEY K 2pt FG in the paint, layup made (6)       | <b>66-54</b> | <b>12</b> |   |
| 06:06     | 3 TINKLE T assist (5)                                 |              |           |   |
| 05:54     |   |              |           | 1 MANNION N 3pt FG , jump shot missed         |
| 05:50     | 4 HOLLINS A defensive rebound (5)                     |              |           |   |
| 05:32     | 5 THOMPSON E 2pt FG in the paint, jump shot made (14) | <b>68-54</b> | <b>14</b> |   |
| 05:32     | 3 TINKLE T assist (6)                                 |              |           |   |
| 05:13     |   | <b>68-56</b> | <b>12</b> | 4 JETER C 2pt FG in the paint, layup made (8) |
| 05:13     |   |              |           | 1 MANNION N assist (9)                        |
| 05:13     | 3 TINKLE T foul shooting (3 - 8)                      |              |           | 4 JETER C foul drawn (3)                      |
| 05:12     |   |              |           | 4 JETER C free throw 1 - 1 missed             |
| 05:11     | 3 TINKLE T defensive rebound (6)                      |              |           |   |
| 04:48     | 24 KELLEY K 2pt FG in the paint, dunk, made (8)       | <b>70-56</b> | <b>14</b> |   |
| 04:48     | 5 THOMPSON E assist (8)                               |              |           |   |
| 04:47     |   |              |           | 1 MANNION N substitution out                  |
| 04:47     |   |              |           | 3 SMITH D substitution in                     |
| 04:47     | 24 KELLEY K foul drawn (2)                            |              |           | 4 JETER C foul shooting (2 - 6)               |
| 04:47     |   |              |           | 4 JETER C substitution out                    |
| 04:47     |   |              |           | 22 NNAJI Z substitution out                   |
| 04:47     |   |              |           | 11 LEE I substitution in                      |
| 04:47     |   |              |           | 13 GETTINGS S substitution in                 |
| 04:46     | 24 KELLEY K free throw 1 - 1 missed                   |              |           |   |
| 04:44     |   |              |           | defensive rebound (22)                        |
| 04:31     |   |              |           | 0 GREEN J 2pt FG in the paint, layup missed   |
| 04:30     | 24 KELLEY K defensive rebound (4)                     |              |           |   |
| 04:30     | 24 KELLEY K foul drawn (3)                            |              |           | 0 GREEN J foul personal (3 - 7)               |
| 04:30     | 24 KELLEY K 1&1 free throw 1 made (9)                 | <b>71-56</b> | <b>15</b> |   |
| 04:30     | 24 KELLEY K 1&1 free throw 2 made (10)                | <b>72-56</b> | <b>16</b> |   |
| 04:23     |   |              |           | 13 GETTINGS S turnover lost ball (1)          |
| 04:04     | 5 THOMPSON E foul drawn (3)                           |              |           | 3 SMITH D foul shooting (3 - 8)               |
| 04:03     | 5 THOMPSON E free throw 1 - 3 made (15)               | <b>73-56</b> | <b>17</b> |   |
| 04:03     | 5 THOMPSON E free throw 2 - 3 missed                  |              |           |   |
| 04:03     | offensive dead ball rebound (1)                       |              |           |   |
| 04:03     |   |              |           | 3 SMITH D substitution out                    |
| 04:03     |   |              |           | 11 LEE I substitution out                     |
| 04:03     |   |              |           | 10 BAKER JR. J substitution in                |
| 04:03     |   |              |           | 35 KOLOKO C substitution in                   |
| 04:03     | 5 THOMPSON E free throw 3 - 3 made (16)               | <b>74-56</b> | <b>18</b> |   |
| 03:53     |   | <b>74-59</b> | <b>15</b> | 10 BAKER JR. J 3pt FG , jump shot made (7)    |
| 03:53     |   |              |           | 13 GETTINGS S assist (2)                      |
| 03:29     | 11 REICHL E Z 3pt FG , jump shot made (11)            | <b>77-59</b> | <b>18</b> |   |
| 03:29     | 3 TINKLE T assist (7)                                 |              |           |   |
| 03:17     |   |              |           | 10 BAKER JR. J 3pt FG , jump shot missed      |



**Arizona at Oregon State**

01/13/20 Gill Coliseum, Corvallis, Ore.  
2019-20 Men's Basketball

**Game Time:** 3:00 AM  
**Game Duration:** 2:01  
**Attendance:** 4,911

**Officials:** David Hall, John Higgins, Mike Reed

| Game Time           | OSU   | Score        | Diff      | UA  |
|---------------------|---|--------------|-----------|---|
| 03:13               | 4 HOLLINS A defensive rebound (6)                 |              |           |   |
| 03:08               | 11 REICHLE Z 3pt FG , jump shot missed            |              |           |   |
| 03:04               | 24 KELLEY K offensive rebound (5)                 |              |           |   |
| 02:46               | 24 KELLEY K 2pt FG in the paint, jump shot missed |              |           |   |
| 02:42               |   |              |           | 10 BAKER JR. J defensive rebound (1)        |
| 02:38               | 5 THOMPSON E steal (1)                            |              |           | 13 GETTINGS S turnover bad pass (2)         |
| 02:37               | 5 THOMPSON E foul drawn (4)                       |              |           | 13 GETTINGS S foul personal (3 - 9)         |
| 02:37               | Timeout media                                     |              |           |   |
| 02:37               | 5 THOMPSON E 1&1 free throw 1 made (17)           | <b>78-59</b> | <b>19</b> |   |
| 02:37               | 5 THOMPSON E 1&1 free throw 2 made (18)           | <b>79-59</b> | <b>20</b> |   |
| 02:24               |   |              |           | 5 HAZZARD M 3pt FG , jump shot missed       |
| 02:22               |   |              |           | 13 GETTINGS S offensive rebound (2)         |
| 02:22               | 5 THOMPSON E foul personal (3 - 9)                |              |           | 13 GETTINGS S foul drawn (1)                |
| 02:22               |   | <b>79-60</b> | <b>19</b> | 13 GETTINGS S 1&1 free throw 1 made (1)     |
| 02:22               |   | <b>79-61</b> | <b>18</b> | 13 GETTINGS S 1&1 free throw 2 made (2)     |
| 02:03               | 4 HOLLINS A 3pt FG , jump shot missed             |              |           |   |
| 01:59               |   |              |           | 35 KOLOKO C defensive rebound (1)           |
| 01:47               |   |              |           | 0 GREEN J 2pt FG in the paint, layup missed |
| 01:47               |   |              |           | offensive rebound (26)                      |
| 01:34               | 3 TINKLE T steal (3)                              |              |           | 5 HAZZARD M turnover bad pass (1)           |
| 01:03               | 24 KELLEY K 2pt FG outside the paint, missed      |              |           |   |
| 01:03               |   |              |           | 0 GREEN J defensive rebound (2)             |
| 01:03               | 4 HOLLINS A foul personal (4 - 10)                |              |           | 0 GREEN J foul drawn (3)                    |
| 01:03               |   |              |           | 0 GREEN J free throw 1 - 2 missed           |
| 01:03               |   |              |           | offensive dead ball rebound (2)             |
| 01:03               |   | <b>79-62</b> | <b>17</b> | 0 GREEN J free throw 2 - 2 made (9)         |
| 00:39               | 3 TINKLE T 3pt FG , jump shot missed              |              |           |   |
| 00:36               | 24 KELLEY K offensive rebound (6)                 |              |           |   |
| 00:36               | 24 KELLEY K 2pt FG in the paint, layup made (12)  | <b>81-62</b> | <b>19</b> |   |
| 00:36               | 24 KELLEY K foul drawn (4)                        |              |           | 10 BAKER JR. J foul shooting (2 - 10)       |
| 00:36               | 3 TINKLE T substitution out                       |              |           |   |
| 00:36               | 4 HOLLINS A substitution out                      |              |           |   |
| 00:36               | 5 THOMPSON E substitution out                     |              |           |   |
| 00:36               | 11 REICHLE Z substitution out                     |              |           |   |
| 00:36               | 0 HUNT G substitution in                          |              |           |   |
| 00:36               | 1 MILLER-MOORE S substitution in                  |              |           |   |
| 00:36               | 2 LUCAS J substitution in                         |              |           |   |
| 00:36               | 35 TUCKER D substitution in                       |              |           |   |
| 00:36               | 24 KELLEY K free throw 1 - 1 made (13)            | <b>82-62</b> | <b>20</b> |   |
| 00:36               | 24 KELLEY K substitution out                      |              |           |   |
| 00:36               | 12 SILVA R substitution in                        |              |           |   |
| 00:33               |   |              |           | 5 HAZZARD M 3pt FG , jump shot missed       |
| 00:29               |   |              |           | 0 GREEN J offensive rebound (3)             |
| 00:27               |   | <b>82-65</b> | <b>17</b> | 10 BAKER JR. J 3pt FG , jump shot made (10) |
| 00:27               |   |              |           | 5 HAZZARD M assist (2)                      |
| <b>END OF GAME</b>  |   |              |           |   |
| <b>OSU 82-65 UA</b> |   |              |           |   |



Arizona at Oregon State

01/13/20 Gill Coliseum, Corvallis, Ore.  
2019-20 Men's Basketball

Game Time: 3:00 AM  
Game Duration: 2:01  
Attendance: 4,911

Officials: David Hall, John Higgins, Mike Reed

Arizona - 34

| NO.           | Name             | F/C | Min   | FG    | 3P   | FT    | Rebounds |    |     | Fouls |    | TP | AS | TO | ST | Blocks |    | +/- |
|---------------|------------------|-----|-------|-------|------|-------|----------|----|-----|-------|----|----|----|----|----|--------|----|-----|
|               |                  |     |       | M-A   | M-A  | M-A   | OR       | DR | TOT | PF    | FD |    |    |    |    | BS     | BA |     |
| 22            | Zeke Nnaji       | F   | 13:53 | 4-8   | 0-0  | 4-4   | 3        | 1  | 4   | 0     | 2  | 12 | 0  | 0  | 0  | 0      | 0  | -13 |
| 4             | Chase Jeter      | C   | 07:11 | 2-3   | 0-0  | 0-2   | 0        | 1  | 1   | 2     | 2  | 4  | 0  | 0  | 0  | 0      | 0  | -2  |
| 0             | Josh Green       | G   | 19:22 | 1-6   | 0-1  | 1-2   | 2        | 1  | 3   | 2     | 2  | 3  | 2  | 1  | 1  | 0      | 0  | -19 |
| 1             | Nico Mannion     | G   | 12:32 | 1-5   | 0-2  | 2-2   | 0        | 0  | 0   | 0     | 1  | 4  | 3  | 2  | 1  | 0      | 1  | -12 |
| 3             | Dylan Smith      | G   | 12:04 | 0-2   | 0-2  | 2-2   | 0        | 1  | 1   | 2     | 1  | 2  | 0  | 0  | 0  | 0      | 0  | -13 |
| 10            | Jemarl Baker Jr. |     | 08:15 | 2-3   | 2-3  | 0-0   | 0        | 1  | 1   | 1     | 0  | 6  | 0  | 0  | 0  | 0      | 0  | -2  |
| 5             | Max Hazzard      |     | 10:15 | 0-2   | 0-2  | 0-0   | 0        | 0  | 0   | 0     | 0  | 0  | 1  | 1  | 0  | 0      | 0  | -10 |
| 13            | Stone Gettings   |     | 09:07 | 0-0   | 0-0  | 2-2   | 1        | 0  | 1   | 2     | 1  | 2  | 1  | 2  | 0  | 0      | 0  | -10 |
| 11            | Ira Lee          |     | 03:18 | 0-0   | 0-0  | 1-2   | 0        | 1  | 1   | 0     | 1  | 1  | 0  | 0  | 0  | 0      | 0  | -4  |
| 35            | Christian Koloko |     | 04:03 | 0-0   | 0-0  | 0-0   | 0        | 1  | 1   | 0     | 0  | 0  | 0  | 0  | 0  | 0      | 0  | 0   |
| Team          |                  |     |       |       |      |       | 3        | 1  | 4   |       |    | 0  |    | 1  |    |        |    |     |
| <b>Totals</b> |                  |     |       | 10-29 | 2-10 | 12-16 | 9        | 8  | 17  | 10    | 10 | 34 | 7  | 7  | 2  | 0      | 1  | -17 |

| Shooting By Period  |       |       |
|---------------------|-------|-------|
| 2 <sup>nd</sup> FG% | 10-29 | 34.5% |
| 3PT%                | 2-10  | 20.0% |
| FT%                 | 12-16 | 75%   |
| GM FG%              | 10-29 | 34.5% |
| 3PT%                | 2-10  | 20.0% |
| FT%                 | 12-16 | 75.0% |

Dead Ball Rebounds: 2, 0

Technical Fouls: Coach 2<sup>nd</sup> 15:56

Oregon State - 51

| NO.           | Name              | F/C | Min   | FG    | 3P   | FT    | Rebounds |    |     | Fouls |    | TP | AS | TO | ST | Blocks |    | +/- |
|---------------|-------------------|-----|-------|-------|------|-------|----------|----|-----|-------|----|----|----|----|----|--------|----|-----|
|               |                   |     |       | M-A   | M-A  | M-A   | OR       | DR | TOT | PF    | FD |    |    |    |    | BS     | BA |     |
| 3             | Tres Tinkle       | F   | 17:36 | 4-6   | 1-3  | 2-2   | 0        | 3  | 3   | 2     | 1  | 11 | 4  | 0  | 3  | 0      | 0  | 13  |
| 4             | Alfred Hollins    | F   | 17:55 | 3-5   | 1-2  | 0-0   | 0        | 2  | 2   | 3     | 0  | 7  | 0  | 1  | 0  | 0      | 0  | 19  |
| 24            | Kylor Kelley      | F   | 13:35 | 4-6   | 0-0  | 3-4   | 2        | 2  | 4   | 1     | 3  | 11 | 1  | 0  | 0  | 0      | 0  | 13  |
| 5             | Ethan Thompson    | G   | 19:24 | 3-4   | 1-2  | 4-5   | 0        | 0  | 0   | 1     | 3  | 11 | 7  | 1  | 1  | 1      | 0  | 19  |
| 11            | Zach Reichle      | G   | 19:24 | 2-4   | 1-3  | 4-4   | 0        | 2  | 2   | 0     | 2  | 9  | 0  | 0  | 0  | 0      | 0  | 19  |
| 12            | Roman Silva       |     | 06:25 | 1-1   | 0-0  | 0-0   | 0        | 1  | 1   | 3     | 0  | 2  | 0  | 1  | 0  | 0      | 0  | 4   |
| 15            | Payton Dastrup    |     | 03:17 | 0-0   | 0-0  | 0-0   | 0        | 1  | 1   | 0     | 0  | 0  | 0  | 0  | 1  | 0      | 0  | 6   |
| 0             | Gianni Hunt       |     | 00:36 | 0-0   | 0-0  | 0-0   | 0        | 0  | 0   | 0     | 0  | 0  | 0  | 0  | 0  | 0      | 0  | -2  |
| 1             | Sean Miller-Moore |     | 00:36 | 0-0   | 0-0  | 0-0   | 0        | 0  | 0   | 0     | 0  | 0  | 0  | 0  | 0  | 0      | 0  | -2  |
| 2             | Jarod Lucas       |     | 00:36 | 0-0   | 0-0  | 0-0   | 0        | 0  | 0   | 0     | 0  | 0  | 0  | 0  | 0  | 0      | 0  | -2  |
| 35            | Dearon Tucker     |     | 00:36 | 0-0   | 0-0  | 0-0   | 0        | 0  | 0   | 0     | 0  | 0  | 0  | 0  | 0  | 0      | 0  | -2  |
| Team          |                   |     |       |       |      |       | 0        | 1  | 1   |       |    | 0  |    | 0  |    |        |    |     |
| <b>Totals</b> |                   |     |       | 17-26 | 4-10 | 13-15 | 2        | 12 | 14  | 10    | 9  | 51 | 12 | 3  | 5  | 1      | 0  | 17  |

| Shooting By Period  |       |       |
|---------------------|-------|-------|
| 2 <sup>nd</sup> FG% | 17-26 | 65.4% |
| 3PT%                | 4-10  | 40.0% |
| FT%                 | 13-15 | 86.7% |
| GM FG%              | 17-26 | 65.4% |
| 3PT%                | 4-10  | 40.0% |
| FT%                 | 13-15 | 86.7% |

Dead Ball Rebounds: 1, 0

Technical Fouls: NONE

|                         | UA                        | OSU                       | Points from |     | Period by Period Scoring |                 |     |
|-------------------------|---------------------------|---------------------------|-------------|-----|--------------------------|-----------------|-----|
| <b>Biggest lead</b>     | 4 (2 <sup>nd</sup> 17:18) | 20 (2 <sup>nd</sup> 2:37) | UA          | OSU |                          | 2 <sup>nd</sup> | TOT |
| <b>Best Scoring Run</b> | 4 (2 <sup>nd</sup> 18:45) | 7 (2 <sup>nd</sup> 10:23) | 0           | 11  | UA                       | 34              | 34  |
| <b>Lead Changes</b>     | 5                         |                           | 16          | 24  | OSU                      | 51              | 51  |
| <b>Times Tied</b>       | 6                         |                           | 11          | 3   |                          |                 |     |
| <b>Time with Lead</b>   | 03:54                     | 13:56                     | 6           | 4   |                          |                 |     |
|                         |                           |                           | 9           | 2   |                          |                 |     |



**Arizona at Oregon State**

01/13/20 Gill Coliseum, Corvallis, Ore.  
2019-20 Men's Basketball

**Game Time:** 3:00 AM  
**Game Duration:** 2:01  
**Attendance:** 4,911

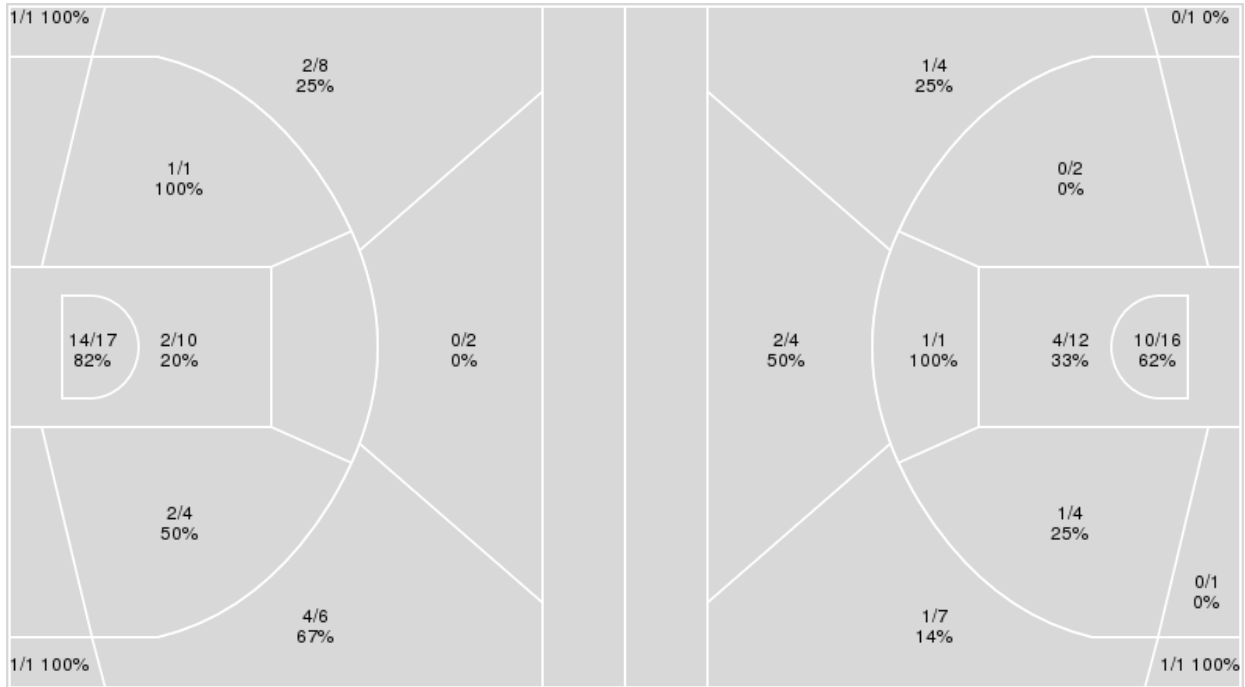
**Officials:** David Hall, John Higgins, Mike Reed

{ Players => 0, 1, 2, 3, 4, 5, 11, 12, 13, 15, 22, 23, 24, 35, 44; } FG  
Types => All; Results => All;

{ Players => All; } FG Types => All; Results => All;

**Oregon State**

**Arizona**



| Oregon State | M/A   | %  |
|--------------|-------|----|
| Field Goals  | 27/50 | 54 |
| 2 Points     | 19/32 | 59 |
| 3 Points     | 8/18  | 44 |
| Free Throws  | 20/22 | 91 |

| Arizona     | M/A   | %  |
|-------------|-------|----|
| Field Goals | 21/53 | 40 |
| 2 Points    | 16/36 | 44 |
| 3 Points    | 5/17  | 29 |
| Free Throws | 18/23 | 78 |



**Arizona at Oregon State**

01/13/20 Gill Coliseum, Corvallis, Ore.  
2019-20 Men's Basketball

**Game Time:** 3:00 AM  
**Game Duration:** 2:01  
**Attendance:** 4,911

**Officials:** David Hall, John Higgins, Mike Reed

**Arizona**

| No | Name             | Mins  |       | Score   |         | Points Diff |     | Points per Min |      | Assists |     | Rebounds |     | Steals |     | Turnovers |     |
|----|------------------|-------|-------|---------|---------|-------------|-----|----------------|------|---------|-----|----------|-----|--------|-----|-----------|-----|
|    |                  | On    | Off   | On      | Off     | On          | Off | On             | Off  | On      | Off | On       | Off | On     | Off | On        | Off |
| 0  | Josh Green       | 31:41 | 08:19 | 51 - 79 | 14 - 3  | -28         | 11  | 1.61           | 1.68 | 12      | 4   | 21       | 7   | 3      | 0   | 10        | 1   |
| 1  | Nico Mannion     | 28:24 | 11:36 | 50 - 58 | 15 - 24 | -8          | -9  | 1.76           | 1.29 | 13      | 3   | 20       | 8   | 3      | 0   | 6         | 5   |
| 3  | Dylan Smith      | 26:27 | 13:33 | 41 - 51 | 24 - 31 | -10         | -7  | 1.55           | 1.77 | 12      | 4   | 19       | 9   | 3      | 0   | 7         | 4   |
| 4  | Chase Jeter      | 17:40 | 22:20 | 34 - 41 | 31 - 41 | -7          | -10 | 1.92           | 1.39 | 9       | 7   | 10       | 18  | 2      | 1   | 6         | 5   |
| 5  | Max Hazzard      | 18:04 | 21:56 | 28 - 33 | 37 - 49 | -5          | -12 | 1.55           | 1.69 | 7       | 9   | 15       | 13  | 0      | 3   | 5         | 6   |
| 10 | Jemarl Baker Jr. | 17:52 | 22:08 | 26 - 31 | 39 - 51 | -5          | -12 | 1.46           | 1.76 | 4       | 12  | 11       | 17  | 0      | 3   | 5         | 6   |
| 11 | Ira Lee          | 06:37 | 33:23 | 8 - 10  | 57 - 72 | -2          | -15 | 1.21           | 1.71 | 2       | 14  | 6        | 22  | 0      | 3   | 1         | 10  |
| 13 | Stone Gettings   | 15:00 | 25:00 | 24 - 33 | 41 - 49 | -9          | -8  | 1.60           | 1.64 | 5       | 11  | 10       | 18  | 1      | 2   | 5         | 6   |
| 22 | Zeke Nnaji       | 30:07 | 09:53 | 47 - 61 | 18 - 21 | -14         | -3  | 1.56           | 1.82 | 12      | 4   | 19       | 9   | 3      | 0   | 8         | 3   |
| 35 | Christian Koloko | 08:08 | 31:52 | 16 - 13 | 49 - 69 | 3           | -20 | 1.97           | 1.54 | 4       | 12  | 9        | 19  | 0      | 3   | 2         | 9   |

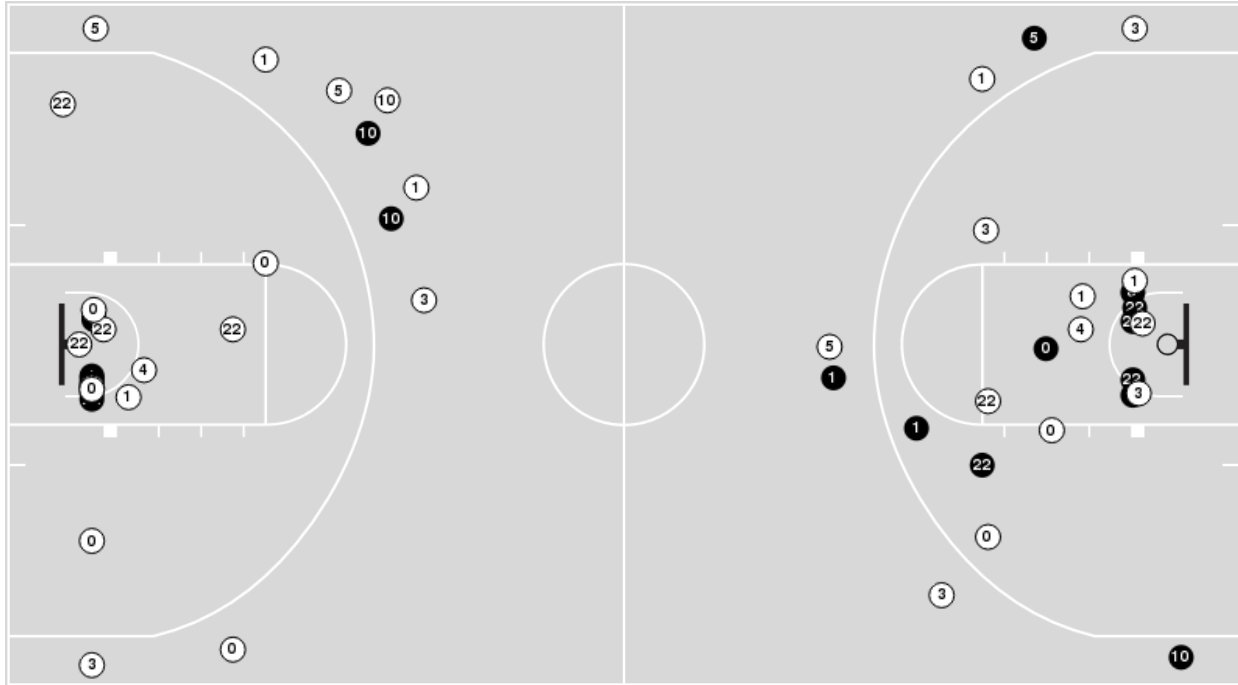
**Oregon State**

| No | Name              | Mins  |       | Score   |         | Points Diff |     | Points per Min |      | Assists |     | Rebounds |     | Steals |     | Turnovers |     |
|----|-------------------|-------|-------|---------|---------|-------------|-----|----------------|------|---------|-----|----------|-----|--------|-----|-----------|-----|
|    |                   | On    | Off   | On      | Off     | On          | Off | On             | Off  | On      | Off | On       | Off | On     | Off | On        | Off |
| 0  | Gianni Hunt       | 09:11 | 30:49 | 12 - 21 | 70 - 44 | -9          | 26  | 1.31           | 2.27 | 3       | 18  | 6        | 25  | 1      | 6   | 4         | 6   |
| 1  | Sean Miller-Moore | 05:50 | 34:10 | 7 - 12  | 75 - 53 | -5          | 22  | 1.20           | 2.20 | 3       | 18  | 7        | 24  | 1      | 6   | 2         | 8   |
| 2  | Jarod Lucas       | 02:12 | 37:48 | 1 - 11  | 81 - 54 | -10         | 27  | 0.45           | 2.14 | 0       | 21  | 0        | 31  | 0      | 7   | 1         | 9   |
| 3  | Tres Tinkle       | 37:13 | 02:47 | 72 - 60 | 10 - 5  | 12          | 5   | 1.93           | 3.59 | 19      | 2   | 29       | 2   | 6      | 1   | 9         | 1   |
| 4  | Alfred Hollins    | 30:56 | 09:04 | 68 - 44 | 14 - 21 | 24          | -7  | 2.20           | 1.54 | 18      | 3   | 27       | 4   | 6      | 1   | 6         | 4   |
| 5  | Ethan Thompson    | 34:05 | 05:55 | 77 - 48 | 5 - 17  | 29          | -12 | 2.26           | 0.85 | 19      | 2   | 26       | 5   | 6      | 1   | 8         | 2   |
| 11 | Zach Reichle      | 34:03 | 05:57 | 75 - 53 | 7 - 12  | 22          | -5  | 2.20           | 1.18 | 18      | 3   | 24       | 7   | 6      | 1   | 9         | 1   |
| 12 | Roman Silva       | 11:53 | 28:07 | 21 - 19 | 61 - 46 | 2           | 15  | 1.77           | 2.17 | 6       | 15  | 12       | 19  | 1      | 6   | 3         | 7   |
| 15 | Payton Dastrup    | 11:28 | 28:32 | 20 - 19 | 62 - 46 | 1           | 16  | 1.74           | 2.17 | 5       | 16  | 8        | 23  | 2      | 5   | 5         | 5   |
| 24 | Kylor Kelley      | 22:33 | 17:27 | 56 - 35 | 26 - 30 | 21          | -4  | 2.48           | 1.49 | 14      | 7   | 16       | 15  | 6      | 1   | 3         | 7   |
| 35 | Dearon Tucker     | 00:36 | 39:24 | 1 - 3   | 81 - 62 | -2          | 19  | 1.67           | 2.06 | 0       | 21  | 0        | 31  | 0      | 7   | 0         | 10  |

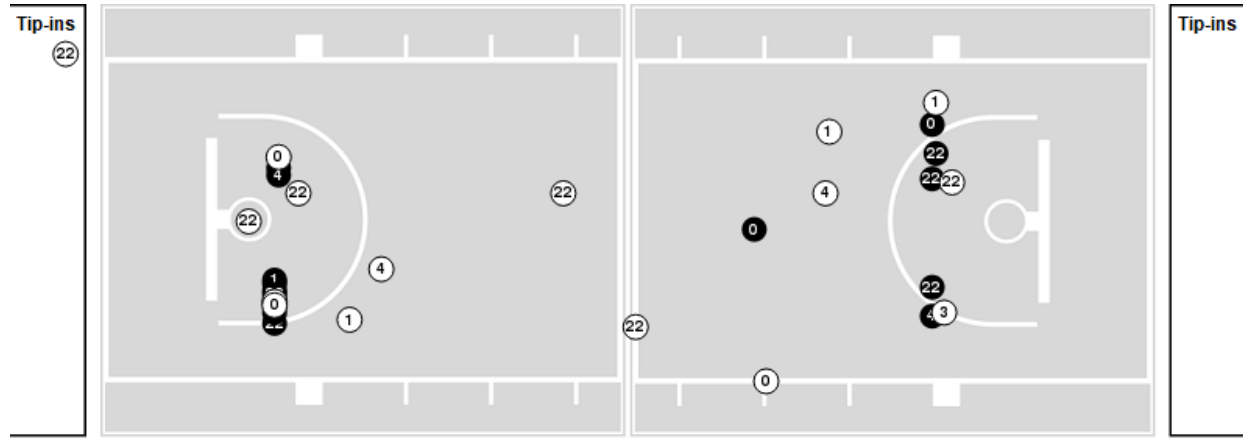


Players => AllFG Types=>AllResults=>All  
**Arizona**

**All Field Goals**



**Blow Up Chart**



● Made    ○ Missed    N - Player Number

| Arizona     | M/A   | %  |
|-------------|-------|----|
| Field Goals | 21/53 | 40 |
| 2 Points    | 16/36 | 44 |
| 3 Points    | 5/17  | 29 |
| Free Throws | 18/23 | 78 |

| Arizona              | M/A          | %   |
|----------------------|--------------|-----|
| Points in the Paint  | 28 (14 / 28) | 50  |
| Fast Break Points    | 11 (5/5)     | 100 |
| Second Chance Points | 14 (8/11)    | 73  |
| Effective FG%        | 44           |     |

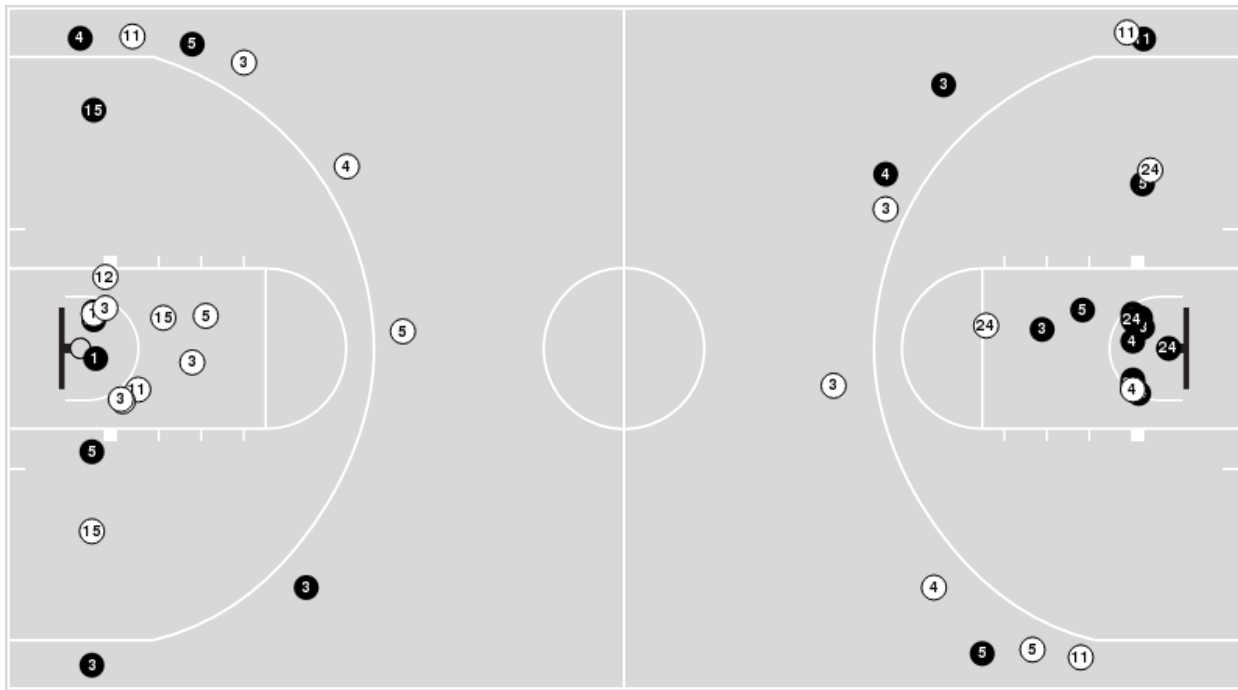


**Officials:** David Hall, John Higgins, Mike Reed

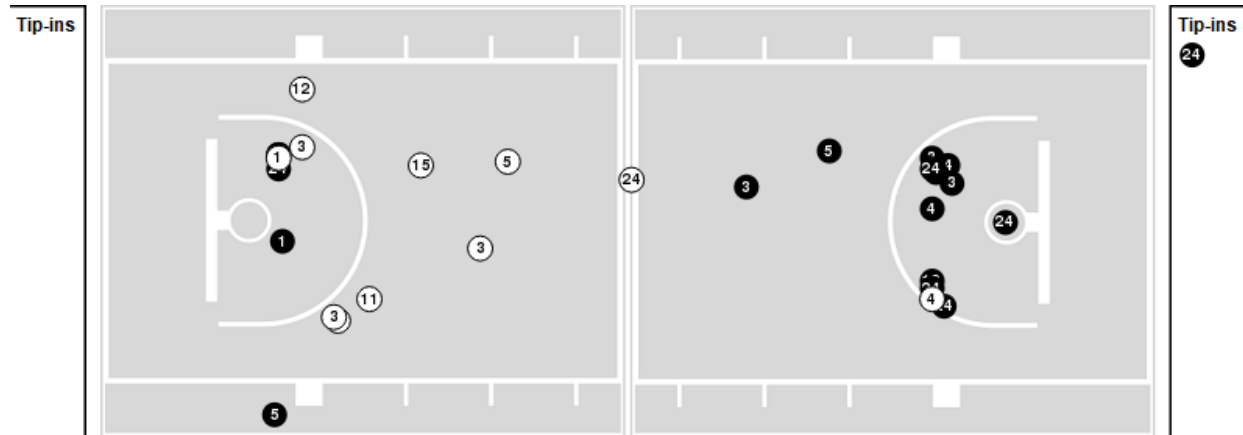
Players => 0, 1, 2, 3, 4, 5, 11, 12, 13, 15, 22, 23, 24, 35, 44 FG Types=>All Results=>All

### Oregon State

#### All Field Goals



#### Blow Up Chart



● Made ○ Missed N - Player Number

| Oregon State | M/A   | %  |
|--------------|-------|----|
| Field Goals  | 27/50 | 54 |
| 2 Points     | 19/32 | 59 |
| 3 Points     | 8/18  | 44 |
| Free Throws  | 20/22 | 91 |

| Oregon State         | M/A          | %   |
|----------------------|--------------|-----|
| Points in the Paint  | 32 (16 / 27) | 59  |
| Fast Break Points    | 6 (4/4)      | 100 |
| Second Chance Points | 5 (4/9)      | 44  |
| Effective FG%        | 62           |     |



**Arizona at Oregon State**

01/13/20 Gill Coliseum, Corvallis, Ore.  
2019-20 Men's Basketball

**Game Time:** 3:00 AM  
**Game Duration:** 2:01  
**Attendance:** 4,911

**Officials:** David Hall, John Higgins, Mike Reed

**Arizona**

| Lineup   | Quarter On | Time On | Quarter Off | Time Off | Time on Court | Score | Score Diff | Reb | Stl | Tov | Ass | PPP    |
|--|------------|---------|-------------|----------|---------------|-------|------------|-----|-----|-----|-----|--------|
| 0- Green J/ 1- Mannion N/ 3- Smith D/ 4- Jeter C/ 22- Nnaji Z/           | 1          | 20:00   | 1           | 16:13    | 03:47         | 6-11  | -5         | 0   | 1   | 1   | 2   | 1.2295 |
| 0- Green J/ 1- Mannion N/ 4- Jeter C/ 10- Baker Jr. J/ 22- Nnaji Z/      | 1          | 16:13   | 1           | 15:38    | 00:35         | 0-0   | 0          | 1   | 0   | 0   | 0   | 0.0000 |
| 0- Green J/ 5- Hazzard M/ 10- Baker Jr. J/ 13- Gettings S/ 22- Nnaji Z/  | 1          | 15:38   | 1           | 14:19    | 01:19         | 0-2   | -2         | 0   | 0   | 1   | 0   | 0.0000 |
| 3- Smith D/ 5- Hazzard M/ 10- Baker Jr. J/ 13- Gettings S/ 22- Nnaji Z/  | 1          | 14:19   | 1           | 13:39    | 00:40         | 0-0   | 0          | 1   | 0   | 0   | 0   | 0.0000 |
| 1- Mannion N/ 3- Smith D/ 10- Baker Jr. J/ 13- Gettings S/ 35- Koloko C/ | 1          | 13:39   | 1           | 11:22    | 02:17         | 4-2   | 2          | 1   | 0   | 0   | 1   | 1.0309 |
| 0- Green J/ 1- Mannion N/ 3- Smith D/ 22- Nnaji Z/ 35- Koloko C/         | 1          | 11:22   | 1           | 10:09    | 01:13         | 2-0   | 2          | 2   | 0   | 0   | 1   | 2.0000 |
| 0- Green J/ 1- Mannion N/ 3- Smith D/ 10- Baker Jr. J/ 22- Nnaji Z/      | 1          | 10:09   | 1           | 10:09    | 00:00         | 0-0   | 0          | 0   | 0   | 0   | 0   | 0.0000 |
| 0- Green J/ 1- Mannion N/ 4- Jeter C/ 10- Baker Jr. J/ 22- Nnaji Z/      | 1          | 10:09   | 1           | 07:55    | 02:14         | 4-4   | 0          | 1   | 0   | 1   | 0   | 1.0000 |
| 0- Green J/ 1- Mannion N/ 4- Jeter C/ 10- Baker Jr. J/ 13- Gettings S/   | 1          | 07:55   | 1           | 07:32    | 00:23         | 1-2   | -1         | 0   | 0   | 0   | 0   | 2.2727 |
| 0- Green J/ 4- Jeter C/ 5- Hazzard M/ 10- Baker Jr. J/ 13- Gettings S/   | 1          | 07:32   | 1           | 06:26    | 01:06         | 3-3   | 0          | 0   | 0   | 0   | 1   | 2.0833 |
| 0- Green J/ 3- Smith D/ 4- Jeter C/ 10- Baker Jr. J/ 22- Nnaji Z/        | 1          | 06:26   | 1           | 05:56    | 00:30         | 0-1   | -1         | 0   | 0   | 0   | 0   | 0.0000 |
| 3- Smith D/ 4- Jeter C/ 5- Hazzard M/ 10- Baker Jr. J/ 22- Nnaji Z/      | 1          | 05:56   | 1           | 05:23    | 00:33         | 0-1   | -1         | 0   | 0   | 1   | 0   | 0.0000 |
| 1- Mannion N/ 3- Smith D/ 4- Jeter C/ 5- Hazzard M/ 22- Nnaji Z/         | 1          | 05:23   | 1           | 04:02    | 01:21         | 3-0   | 3          | 1   | 0   | 0   | 1   | 3.0000 |
| 1- Mannion N/ 3- Smith D/ 5- Hazzard M/ 11- Lee I/ 22- Nnaji Z/          | 1          | 04:02   | 1           | 01:12    | 02:50         | 5-0   | 5          | 4   | 0   | 0   | 2   | 1.2500 |
| 0- Green J/ 1- Mannion N/ 3- Smith D/ 11- Lee I/ 22- Nnaji Z/            | 1          | 01:12   | 1           | 00:42    | 00:29         | 0-3   | -3         | 0   | 0   | 0   | 0   | 0.0000 |
| 0- Green J/ 1- Mannion N/ 3- Smith D/ 13- Gettings S/ 22- Nnaji Z/       | 1          | 00:42   | 1           | 00:35    | 00:08         | 2-0   | 2          | 0   | 0   | 0   | 1   | 2.0000 |
| 0- Green J/ 1- Mannion N/ 3- Smith D/ 22- Nnaji Z/ 35- Koloko C/         | 1          | 00:35   | 2           | 20:00    | 00:35         | 1-2   | -1         | 0   | 0   | 0   | 0   | 0.6944 |
| 0- Green J/ 1- Mannion N/ 3- Smith D/ 4- Jeter C/ 22- Nnaji Z/           | 2          | 20:00   | 2           | 14:49    | 05:11         | 12-13 | -1         | 7   | 1   | 3   | 4   | 1.1494 |
| 1- Mannion N/ 3- Smith D/ 4- Jeter C/ 10- Baker Jr. J/ 22- Nnaji Z/      | 2          | 14:49   | 2           | 14:37    | 00:12         | 1-0   | 1          | 0   | 0   | 0   | 0   | 2.2727 |
| 3- Smith D/ 5- Hazzard M/ 10- Baker Jr. J/ 13- Gettings S/ 22- Nnaji Z/  | 2          | 14:37   | 2           | 14:11    | 00:26         | 1-0   | 1          | 0   | 0   | 0   | 0   | 2.2727 |
| 0- Green J/ 5- Hazzard M/ 10- Baker Jr. J/ 13- Gettings S/ 22- Nnaji Z/  | 2          | 14:11   | 2           | 13:11    | 01:00         | 0-3   | -3         | 0   | 0   | 0   | 0   | 0.0000 |
| 0- Green J/ 1- Mannion N/ 5- Hazzard M/ 13- Gettings S/ 22- Nnaji Z/     | 2          | 13:11   | 2           | 12:05    | 01:06         | 3-2   | 1          | 1   | 0   | 0   | 0   | 2.0833 |
| 0- Green J/ 1- Mannion N/ 3- Smith D/ 13- Gettings S/ 22- Nnaji Z/       | 2          | 12:05   | 2           | 10:17    | 01:48         | 1-7   | -6         | 0   | 1   | 1   | 0   | 0.2907 |
| 0- Green J/ 3- Smith D/ 10- Baker Jr. J/ 11- Lee I/ 22- Nnaji Z/         | 2          | 10:17   | 2           | 09:03    | 01:14         | 2-2   | 0          | 0   | 0   | 0   | 0   | 1.0638 |
| 0- Green J/ 1- Mannion N/ 3- Smith D/ 10- Baker Jr. J/ 11- Lee I/        | 2          | 09:03   | 2           | 07:43    | 01:20         | 1-2   | -1         | 1   | 0   | 0   | 0   | 0.5319 |
| 0- Green J/ 1- Mannion N/ 3- Smith D/ 5- Hazzard M/ 22- Nnaji Z/         | 2          | 07:43   | 2           | 06:35    | 01:08         | 0-4   | -4         | 1   | 0   | 0   | 0   | 0.0000 |
| 0- Green J/ 1- Mannion N/ 4- Jeter C/ 5- Hazzard M/ 22- Nnaji Z/         | 2          | 06:35   | 2           | 04:48    | 01:48         | 4-6   | -2         | 0   | 0   | 0   | 1   | 1.2048 |
| 0- Green J/ 3- Smith D/ 4- Jeter C/ 5- Hazzard M/ 22- Nnaji Z/           | 2          | 04:48   | 2           | 04:47    | 00:00         | 0-0   | 0          | 0   | 0   | 0   | 0   | 0.0000 |
| 0- Green J/ 3- Smith D/ 5- Hazzard M/ 11- Lee I/ 13- Gettings S/         | 2          | 04:47   | 2           | 04:03    | 00:44         | 0-3   | -3         | 1   | 0   | 1   | 0   | 0.0000 |
| 0- Green J/ 5- Hazzard M/ 10- Baker Jr. J/ 13- Gettings S/ 35- Koloko C/ | 2          | 04:03   | 2           | 00:00    | 04:03         | 9-9   | 0          | 6   | 0   | 2   | 2   | 1.3314 |



**Arizona at Oregon State**

01/13/20 Gill Coliseum, Corvallis, Ore.  
2019-20 Men's Basketball

**Game Time:** 3:00 AM  
**Game Duration:** 2:01  
**Attendance:** 4,911

**Officials:** David Hall, John Higgins, Mike Reed

**Oregon State**

| Lineup  | Quarter On | Time On | Quarter Off | Time Off | Time on Court | Score | Score Diff | Reb | Stl | Tov | Ass | PPP    |
|---|------------|---------|-------------|----------|---------------|-------|------------|-----|-----|-----|-----|--------|
| 3- Tinkle T/ 4- Hollins A/ 5- Thompson E/ 11- Reichle Z/ 24- Kelley K/    | 1          | 20:00   | 1           | 13:39    | 06:21         | 13-6  | 7          | 4   | 1   | 2   | 3   | 1.3948 |
| 3- Tinkle T/ 4- Hollins A/ 5- Thompson E/ 11- Reichle Z/ 12- Silva R/     | 1          | 13:39   | 1           | 12:57    | 00:42         | 0-1   | -1         | 1   | 0   | 0   | 0   | 0.0000 |
| 1- Miller-Moore S/ 3- Tinkle T/ 4- Hollins A/ 5- Thompson E/ 12- Silva R/ | 1          | 12:57   | 1           | 10:09    | 02:48         | 2-5   | -3         | 5   | 0   | 1   | 1   | 0.5000 |
| 0- Hunt G/ 1- Miller-Moore S/ 3- Tinkle T/ 15- Dastrup P/ 24- Kelley K/   | 1          | 10:09   | 1           | 07:55    | 02:14         | 4-4   | 0          | 2   | 1   | 0   | 2   | 1.3333 |
| 0- Hunt G/ 5- Thompson E/ 11- Reichle Z/ 15- Dastrup P/ 24- Kelley K/     | 1          | 07:55   | 1           | 07:32    | 00:23         | 2-1   | 1          | 0   | 0   | 0   | 0   | 2.2727 |
| 0- Hunt G/ 3- Tinkle T/ 5- Thompson E/ 11- Reichle Z/ 15- Dastrup P/      | 1          | 07:32   | 1           | 04:58    | 02:34         | 5-3   | 2          | 1   | 0   | 2   | 1   | 1.2887 |
| 0- Hunt G/ 2- Lucas J/ 3- Tinkle T/ 5- Thompson E/ 15- Dastrup P/         | 1          | 04:58   | 1           | 04:39    | 00:19         | 0-0   | 0          | 0   | 0   | 0   | 0   | 0.0000 |
| 0- Hunt G/ 2- Lucas J/ 3- Tinkle T/ 11- Reichle Z/ 15- Dastrup P/         | 1          | 04:39   | 1           | 03:22    | 01:17         | 0-8   | -8         | 0   | 0   | 1   | 0   | 0.0000 |
| 0- Hunt G/ 1- Miller-Moore S/ 3- Tinkle T/ 11- Reichle Z/ 15- Dastrup P/  | 1          | 03:22   | 1           | 03:10    | 00:12         | 0-0   | 0          | 0   | 0   | 1   | 0   | 0.0000 |
| 0- Hunt G/ 3- Tinkle T/ 4- Hollins A/ 11- Reichle Z/ 15- Dastrup P/       | 1          | 03:10   | 1           | 01:58    | 01:12         | 0-0   | 0          | 2   | 0   | 0   | 0   | 0.0000 |
| 3- Tinkle T/ 4- Hollins A/ 5- Thompson E/ 11- Reichle Z/ 12- Silva R/     | 1          | 01:58   | 1           | 01:12    | 00:46         | 0-0   | 0          | 0   | 0   | 0   | 0   | 0.0000 |
| 0- Hunt G/ 3- Tinkle T/ 4- Hollins A/ 11- Reichle Z/ 12- Silva R/         | 1          | 01:12   | 1           | 00:55    | 00:16         | 0-0   | 0          | 1   | 0   | 0   | 0   | 0.0000 |
| 3- Tinkle T/ 4- Hollins A/ 5- Thompson E/ 11- Reichle Z/ 12- Silva R/     | 1          | 00:55   | 1           | 00:42    | 00:13         | 3-0   | 3          | 0   | 0   | 0   | 1   | 3.0000 |
| 0- Hunt G/ 3- Tinkle T/ 4- Hollins A/ 11- Reichle Z/ 12- Silva R/         | 1          | 00:42   | 1           | 00:35    | 00:08         | 0-2   | -2         | 0   | 0   | 0   | 0   | 0.0000 |
| 3- Tinkle T/ 4- Hollins A/ 5- Thompson E/ 11- Reichle Z/ 12- Silva R/     | 1          | 00:35   | 2           | 20:00    | 00:35         | 2-1   | 1          | 1   | 0   | 0   | 1   | 2.0000 |
| 3- Tinkle T/ 4- Hollins A/ 5- Thompson E/ 11- Reichle Z/ 24- Kelley K/    | 2          | 20:00   | 2           | 14:37    | 05:23         | 13-13 | 0          | 2   | 2   | 1   | 4   | 1.3158 |
| 3- Tinkle T/ 4- Hollins A/ 5- Thompson E/ 11- Reichle Z/ 12- Silva R/     | 2          | 14:37   | 2           | 12:05    | 02:32         | 5-4   | 1          | 1   | 0   | 1   | 1   | 1.6667 |
| 4- Hollins A/ 5- Thompson E/ 11- Reichle Z/ 12- Silva R/ 15- Dastrup P/   | 2          | 12:05   | 2           | 10:17    | 01:48         | 7-1   | 6          | 2   | 1   | 1   | 2   | 1.8041 |
| 3- Tinkle T/ 5- Thompson E/ 11- Reichle Z/ 12- Silva R/ 15- Dastrup P/    | 2          | 10:17   | 2           | 08:48    | 01:29         | 2-2   | 0          | 1   | 0   | 0   | 0   | 1.0000 |
| 3- Tinkle T/ 4- Hollins A/ 5- Thompson E/ 11- Reichle Z/ 24- Kelley K/    | 2          | 08:48   | 2           | 00:36    | 08:12         | 23-11 | 12         | 8   | 2   | 0   | 5   | 1.5972 |
| 0- Hunt G/ 1- Miller-Moore S/ 2- Lucas J/ 24- Kelley K/ 35- Tucker D/     | 2          | 00:36   | 2           | 00:36    | 00:00         | 1-0   | 1          | 0   | 0   | 0   | 0   | 2.2727 |
| 0- Hunt G/ 1- Miller-Moore S/ 2- Lucas J/ 12- Silva R/ 35- Tucker D/      | 2          | 00:36   | 2           | 00:00    | 00:36         | 0-3   | -3         | 0   | 0   | 0   | 0   | 0.0000 |



**Arizona at Oregon State**

01/13/20 Gill Coliseum, Corvallis, Ore.  
2019-20 Men's Basketball

**Game Time:** 3:00 AM  
**Game Duration:** 2:01  
**Attendance:** 4,911

**Officials:** David Hall, John Higgins, Mike Reed

**Arizona**

| Lineup   | Time  | Score | Score Diff | Pts/Min | Reb | Stl | Tov | Ast | PPP    |
|--|-------|-------|------------|---------|-----|-----|-----|-----|--------|
| 0- Green J/ 1- Mannion N/ 3- Smith D/ 4- Jeter C/ 22- Nnaji Z/           | 08:58 | 18-24 | -6         | 2.0074  | 7   | 2   | 4   | 6   | 1.1749 |
| 0- Green J/ 5- Hazzard M/ 10- Baker Jr. J/ 13- Gettings S/ 35- Koloko C/ | 04:03 | 9-9   | 0          | 2.2222  | 6   | 0   | 2   | 2   | 1.3314 |
| 1- Mannion N/ 3- Smith D/ 5- Hazzard M/ 11- Lee I/ 22- Nnaji Z/          | 02:50 | 5-0   | 5          | 1.7647  | 4   | 0   | 0   | 2   | 1.2500 |
| 0- Green J/ 1- Mannion N/ 4- Jeter C/ 10- Baker Jr. J/ 22- Nnaji Z/      | 02:49 | 4-4   | 0          | 1.4201  | 2   | 0   | 1   | 0   | 0.8000 |
| 0- Green J/ 5- Hazzard M/ 10- Baker Jr. J/ 13- Gettings S/ 22- Nnaji Z/  | 02:19 | 0-5   | -5         | 0.0000  | 0   | 0   | 1   | 0   | 0.0000 |
| 1- Mannion N/ 3- Smith D/ 10- Baker Jr. J/ 13- Gettings S/ 35- Koloko C/ | 02:17 | 4-2   | 2          | 1.7518  | 1   | 0   | 0   | 1   | 1.0309 |
| 0- Green J/ 1- Mannion N/ 3- Smith D/ 13- Gettings S/ 22- Nnaji Z/       | 01:56 | 3-7   | -4         | 1.5517  | 0   | 1   | 1   | 1   | 0.6757 |
| 0- Green J/ 1- Mannion N/ 3- Smith D/ 22- Nnaji Z/ 35- Koloko C/         | 01:48 | 3-2   | 1          | 1.6667  | 2   | 0   | 0   | 1   | 1.2295 |
| 0- Green J/ 1- Mannion N/ 4- Jeter C/ 5- Hazzard M/ 22- Nnaji Z/         | 01:48 | 4-6   | -2         | 2.2222  | 0   | 0   | 0   | 1   | 1.2048 |
| 1- Mannion N/ 3- Smith D/ 4- Jeter C/ 5- Hazzard M/ 22- Nnaji Z/         | 01:21 | 3-0   | 3          | 2.2222  | 1   | 0   | 0   | 1   | 3.0000 |
| 0- Green J/ 1- Mannion N/ 3- Smith D/ 10- Baker Jr. J/ 11- Lee I/        | 01:20 | 1-2   | -1         | 0.7500  | 1   | 0   | 0   | 0   | 0.5319 |
| 0- Green J/ 3- Smith D/ 10- Baker Jr. J/ 11- Lee I/ 22- Nnaji Z/         | 01:14 | 2-2   | 0          | 1.6216  | 0   | 0   | 0   | 0   | 1.0638 |
| 0- Green J/ 1- Mannion N/ 3- Smith D/ 5- Hazzard M/ 22- Nnaji Z/         | 01:08 | 0-4   | -4         | 0.0000  | 1   | 0   | 0   | 0   | 0.0000 |
| 3- Smith D/ 5- Hazzard M/ 10- Baker Jr. J/ 13- Gettings S/ 22- Nnaji Z/  | 01:06 | 1-0   | 1          | 0.9091  | 1   | 0   | 0   | 0   | 2.2727 |
| 0- Green J/ 4- Jeter C/ 5- Hazzard M/ 10- Baker Jr. J/ 13- Gettings S/   | 01:06 | 3-3   | 0          | 2.7273  | 0   | 0   | 0   | 1   | 2.0833 |
| 0- Green J/ 1- Mannion N/ 5- Hazzard M/ 13- Gettings S/ 22- Nnaji Z/     | 01:06 | 3-2   | 1          | 2.7273  | 1   | 0   | 0   | 0   | 2.0833 |
| 0- Green J/ 3- Smith D/ 5- Hazzard M/ 11- Lee I/ 13- Gettings S/         | 00:44 | 0-3   | -3         | 0.0000  | 1   | 0   | 1   | 0   | 0.0000 |
| 3- Smith D/ 4- Jeter C/ 5- Hazzard M/ 10- Baker Jr. J/ 22- Nnaji Z/      | 00:33 | 0-1   | -1         | 0.0000  | 0   | 0   | 1   | 0   | 0.0000 |
| 0- Green J/ 3- Smith D/ 4- Jeter C/ 10- Baker Jr. J/ 22- Nnaji Z/        | 00:30 | 0-1   | -1         | 0.0000  | 0   | 0   | 0   | 0   | 0.0000 |
| 0- Green J/ 1- Mannion N/ 3- Smith D/ 11- Lee I/ 22- Nnaji Z/            | 00:29 | 0-3   | -3         | 0.0000  | 0   | 0   | 0   | 0   | 0.0000 |
| 0- Green J/ 1- Mannion N/ 4- Jeter C/ 10- Baker Jr. J/ 13- Gettings S/   | 00:23 | 1-2   | -1         | 2.6087  | 0   | 0   | 0   | 0   | 2.2727 |
| 1- Mannion N/ 3- Smith D/ 4- Jeter C/ 10- Baker Jr. J/ 22- Nnaji Z/      | 00:12 | 1-0   | 1          | 5.0000  | 0   | 0   | 0   | 0   | 2.2727 |
| 0- Green J/ 1- Mannion N/ 3- Smith D/ 10- Baker Jr. J/ 22- Nnaji Z/      | 00:00 | 0-0   | 0          | NaN     | 0   | 0   | 0   | 0   | 0.0000 |
| 0- Green J/ 3- Smith D/ 4- Jeter C/ 5- Hazzard M/ 22- Nnaji Z/           | 00:00 | 0-0   | 0          | NaN     | 0   | 0   | 0   | 0   | 0.0000 |



**Arizona at Oregon State**

01/13/20 Gill Coliseum, Corvallis, Ore.  
2019-20 Men's Basketball

**Game Time:** 3:00 AM  
**Game Duration:** 2:01  
**Attendance:** 4,911

**Officials:** David Hall, John Higgins, Mike Reed

**Oregon State**

| Lineup  | Time  | Score | Score Diff | Pts/Min | Reb | Stl | Tov | Ast | PPP    |
|---|-------|-------|------------|---------|-----|-----|-----|-----|--------|
| 3- Tinkle T/ 4- Hollins A/ 5- Thompson E/ 11- Reichle Z/ 24- Kelley K/    | 19:56 | 49-30 | 19         | 2.4582  | 14  | 5   | 3   | 12  | 1.4583 |
| 3- Tinkle T/ 4- Hollins A/ 5- Thompson E/ 11- Reichle Z/ 12- Silva R/     | 04:48 | 10-6  | 4          | 2.0833  | 3   | 0   | 1   | 3   | 1.4286 |
| 1- Miller-Moore S/ 3- Tinkle T/ 4- Hollins A/ 5- Thompson E/ 12- Silva R/ | 02:48 | 2-5   | -3         | 0.7143  | 5   | 0   | 1   | 1   | 0.5000 |
| 0- Hunt G/ 3- Tinkle T/ 5- Thompson E/ 11- Reichle Z/ 15- Dastrup P/      | 02:34 | 5-3   | 2          | 1.9481  | 1   | 0   | 2   | 1   | 1.2887 |
| 0- Hunt G/ 1- Miller-Moore S/ 3- Tinkle T/ 15- Dastrup P/ 24- Kelley K/   | 02:14 | 4-4   | 0          | 1.7910  | 2   | 1   | 0   | 2   | 1.3333 |
| 4- Hollins A/ 5- Thompson E/ 11- Reichle Z/ 12- Silva R/ 15- Dastrup P/   | 01:48 | 7-1   | 6          | 3.8889  | 2   | 1   | 1   | 2   | 1.8041 |
| 3- Tinkle T/ 5- Thompson E/ 11- Reichle Z/ 12- Silva R/ 15- Dastrup P/    | 01:29 | 2-2   | 0          | 1.3483  | 1   | 0   | 0   | 0   | 1.0000 |
| 0- Hunt G/ 2- Lucas J/ 3- Tinkle T/ 11- Reichle Z/ 15- Dastrup P/         | 01:17 | 0-8   | -8         | 0.0000  | 0   | 0   | 1   | 0   | 0.0000 |
| 0- Hunt G/ 3- Tinkle T/ 4- Hollins A/ 11- Reichle Z/ 15- Dastrup P/       | 01:12 | 0-0   | 0          | 0.0000  | 2   | 0   | 0   | 0   | 0.0000 |
| 0- Hunt G/ 1- Miller-Moore S/ 2- Lucas J/ 12- Silva R/ 35- Tucker D/      | 00:36 | 0-3   | -3         | 0.0000  | 0   | 0   | 0   | 0   | 0.0000 |
| 0- Hunt G/ 3- Tinkle T/ 4- Hollins A/ 11- Reichle Z/ 12- Silva R/         | 00:24 | 0-2   | -2         | 0.0000  | 1   | 0   | 0   | 0   | 0.0000 |
| 0- Hunt G/ 5- Thompson E/ 11- Reichle Z/ 15- Dastrup P/ 24- Kelley K/     | 00:23 | 2-1   | 1          | 5.2174  | 0   | 0   | 0   | 0   | 2.2727 |
| 0- Hunt G/ 2- Lucas J/ 3- Tinkle T/ 5- Thompson E/ 15- Dastrup P/         | 00:19 | 0-0   | 0          | 0.0000  | 0   | 0   | 0   | 0   | 0.0000 |
| 0- Hunt G/ 1- Miller-Moore S/ 3- Tinkle T/ 11- Reichle Z/ 15- Dastrup P/  | 00:12 | 0-0   | 0          | 0.0000  | 0   | 0   | 1   | 0   | 0.0000 |
| 0- Hunt G/ 1- Miller-Moore S/ 2- Lucas J/ 24- Kelley K/ 35- Tucker D/     | 00:00 | 1-0   | 1          | ∞       | 0   | 0   | 0   | 0   | 2.2727 |