

COVID-19 in Arizona

881,454

Number of cases statewide

17,628

Number of deaths statewide

9,741,124

Total number of tests statewide

4

Number of new cases statewide reported Tuesday*

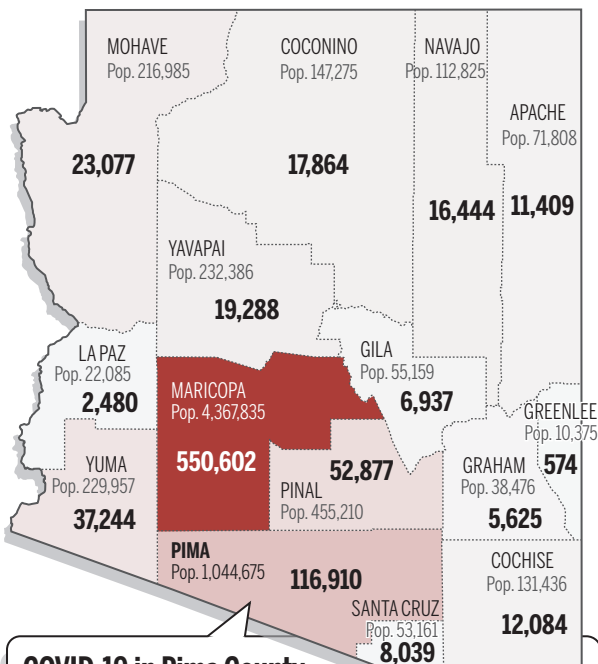
0

Number of deaths statewide reported Tuesday*

8,698

Number of tests statewide reported Tuesday*

Number of cases by county



COVID-19 in Pima County

116,910

Number of cases

0

Number of new cases reported Tuesday*

2,410

Number of deaths

0

Number of deaths reported Tuesday*

1,656,912

Number of tests performed

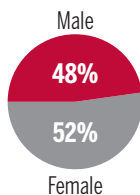
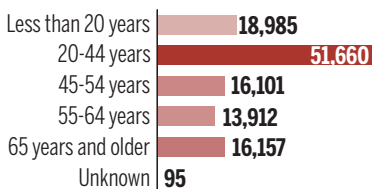
1,331

Number of tests reported Tuesday*

8.2%

Total percent positive**

Pima County cases by age and gender



Pima County vaccine eligibility

Ages 12 and older

Total vaccine doses administered **787,082**

Number of people who are fully vaccinated **387,483**

*Counts of new cases, deaths and numbers tested reflect increases in the total numbers compared with the previous day.

**Percent positive is the number of people with a positive test result.

Figures as of 2 p.m. Tuesday, June 1

SOURCE: Arizona Department of Health Services

County population numbers as of 2019; SOURCE: Arizona Office of Economic Opportunity