



**Wichita St. at Arizona**

11/19/21 T-Mobile Arena, Las Vegas  
2021-22 Men's Basketball

Officials: DOUG SIRMAN, Darron George, Marques Pettigrew

Wichita St. - 78

Record: 3-1

NO.	Name	F	Min	FG			3P			FT			Rebounds			Fouls		TP	AS	TO	ST	Blocks		+/-
				M-A	M-A	M-A	OR	DR	TOT	PF	FD	BS	BA											
24	Morris Udeze	F	13:06	1-3	0-0	0-2	1	0	1	5	2	2	0	3	0	0	0	0	0	0	0	0	-20	
32	Joe Pleasant	F	26:54	0-2	0-1	2-2	3	2	5	1	3	2	0	1	0	0	0	0	0	0	0	2	-19	
0	Dexter Dennis	G	24:43	2-9	2-7	0-0	2	4	6	4	0	6	3	0	0	1	0	0	0	0	0	0	6	
1	Tyson Etienne	G	42:54	9-27	5-15	4-8	2	3	5	3	4	27	1	2	2	0	0	0	0	0	0	-1		
3	Craig Porter Jr.	G	25:26	4-10	1-3	2-2	4	3	7	2	1	11	2	1	0	1	2	3	0	1	2	3		
22	Qua Grant		30:19	4-14	3-7	2-4	2	4	6	4	4	13	2	2	2	0	4	0	0	0	0	-1		
11	Kenny Pohto		26:11	2-3	0-1	0-3	4	2	6	5	2	4	2	2	3	1	0	0	0	0	0	17		
4	Ricky Council IV		22:07	3-6	1-3	2-3	0	4	4	2	3	9	0	1	3	0	0	0	0	0	0	-2		
5	Clarence "Monzy" Jackson		11:47	2-6	0-2	0-0	2	1	3	5	2	4	1	0	1	0	0	0	0	0	0	0		
2	Chaunce Jenkins		01:33	0-0	0-0	0-0	0	0	0	0	0	0	0	0	0	0	0	0	0	0	0	-3		
Team							0	0	0			0			3									
<b>Totals</b>				27-80	12-39	12-24	20	23	43	31	21	78	11	15	11	3	10	0	0	0	0	0	-4	

Shooting By Period		
1st FG%	13-35	37.1%
3PT%	4-15	26.7%
FT%	3-6	50%
2nd FG%	12-32	37.5%
3PT%	6-15	40.0%
FT%	6-15	40%
OT FG%	2-13	15.4%
3PT%	2-9	22.2%
FT%	3-3	100%
GM FG%	27-80	33.8%
3PT%	12-39	30.8%
FT%	12-24	50.0%

Dead Ball Rebounds: 6, 4

Technical Fouls::NONE

Arizona - 82

Record: 4-0

NO.	Name	F	Min	FG			3P			FT			Rebounds			Fouls		TP	AS	TO	ST	Blocks		+/-
				M-A	M-A	M-A	OR	DR	TOT	PF	FD	BS	BA											
10	Azuolas Tubelis	F	34:43	4-9	0-2	8-14	0	6	6	2	8	16	2	2	0	3	1	9					9	
35	Christian Koloko	C	33:28	4-7	0-0	5-8	4	7	11	4	6	13	3	3	0	4	1	2					2	
0	Benedict Mathurin	G	41:03	8-15	3-9	6-8	3	7	10	2	4	25	0	4	1	1	0	0					0	
4	Dalen Terry	G	15:58	0-3	0-2	2-2	1	3	4	5	1	2	1	1	0	1	0	10					10	
25	Kerr Kriisa	G	34:00	3-11	2-10	4-6	1	3	4	3	3	12	6	2	1	0	1	8					8	
3	Pelle Larsson		25:52	1-5	0-2	0-0	1	3	4	2	5	2	2	2	0	0	0	2					2	
5	Justin Kier		20:05	2-7	0-2	4-4	0	2	2	0	3	8	2	4	0	0	0	-6					-6	
11	Oumar Ballo		10:20	2-2	0-0	0-0	1	3	4	2	1	4	0	2	0	0	0	7					7	
24	Kim Aiken Jr.		09:31	0-0	0-0	0-0	0	2	2	1	0	0	0	0	0	1	0	-12					-12	
Team							0	0	0			0			2									
<b>Totals</b>				24-59	5-27	29-42	11	36	47	21	31	82	16	22	2	10	3	4						

Shooting By Period		
1st FG%	14-25	56.0%
3PT%	3-9	33.3%
FT%	9-10	90%
2nd FG%	8-29	27.6%
3PT%	1-16	6.3%
FT%	12-20	60%
OT FG%	2-5	40.0%
3PT%	1-2	50.0%
FT%	8-12	66.7%
GM FG%	24-59	40.7%
3PT%	5-27	18.5%
FT%	29-42	69.0%

Dead Ball Rebounds: 10, 3

Technical Fouls:Koloko 1<sup>st</sup>OT:0:37

	SHO	ARZ
<b>Biggest lead</b>	1 (2 <sup>nd</sup> 1:41)	16 (2 <sup>nd</sup> 12:23)
<b>Best Scoring Run</b>	13(2 <sup>nd</sup> 9:45)	9(1 <sup>st</sup> OT 3:04)
<b>Lead Changes</b>	2	
<b>Times Tied</b>	5	
<b>Time with Lead</b>	00:40	41:14

Points from	SHO	ARZ
<b>Turnovers</b>	12	18
<b>Paint</b>	22	36
<b>Second Chance</b>	19	15
<b>Fast Breaks</b>	10	17
<b>Bench</b>	30	14

	Period by Period Scoring			
	1st	2nd	OT1	TOT
SHO	33	36	9	78
ARZ	40	29	13	82



## Period 1

## Quarter Starters:

ARZ	0 Mathurin B	4 Terry D	10 Tubelis A	25 Kriisa K	35 Koloko C
SHO	0 Dennis D	1 Etienne T	3 Porter Jr. C	24 Udeze M	32 Pleasant J

Game Time	ARZ	Score	Diff	SHO
20:00	35 KOLOKO C jumpball lost			24 UDEZE M jumpball won
19:18				turnover shot clock (1)
19:08	35 KOLOKO C 2pt FG from turnover in the paint, layup missed			
19:03				32 PLEASANT J defensive rebound (1)
18:57				24 UDEZE M 2pt FG in the paint, layup missed
18:53				32 PLEASANT J offensive rebound (2)
18:49				24 UDEZE M turnover 3 seconds (1)
18:41	0 MATHURIN B 3pt FG from turnover, jump shot made (3)	3-0	3	
18:41	4 TERRY D assist (1)			
18:17	4 TERRY D foul personal (1 - 1)			1 ETIENNE T foul drawn (1)
18:03				3 PORTER JR. C 2pt FG outside the paint, pull up jump shot missed
17:59	10 TUBELIS A defensive rebound (1)			
17:42	35 KOLOKO C 2pt FG in the paint, dunk, made (2)	5-0	5	
17:42	10 TUBELIS A assist (1)			
17:28		5-3	2	0 DENNIS D 3pt FG , pull up jump shot made (3)
17:28				1 ETIENNE T assist (1)
17:02	25 KRIISA K 3pt FG , jump shot missed			
17:01				defensive dead ball rebound (1)
16:48		5-5	0	24 UDEZE M 2pt FG in the paint, hook shot made (2)
16:48				0 DENNIS D assist (1)
16:32	0 MATHURIN B 3pt FG , jump shot missed			
16:27	offensive dead ball rebound (1)			
16:20	10 TUBELIS A 2pt FG second chance outside the paint, jump shot made (2)	7-5	2	
16:20	25 KRIISA K assist (1)			
16:02				1 ETIENNE T 3pt FG , pull up jump shot missed
15:58	35 KOLOKO C defensive rebound (1)			
15:53	10 TUBELIS A foul drawn (1)			0 DENNIS D foul shooting (1 - 1)
15:53	Timeout media			
15:53	4 TERRY D substitution out			
15:53	3 LARSSON P substitution in			
15:53				3 PORTER JR. C substitution out
15:53				22 GRANT Q substitution in
15:53	10 TUBELIS A free throw 1 - 2 made (3)	8-5	3	
15:53	10 TUBELIS A free throw 2 - 2 made (4)	9-5	4	
15:39	25 KRIISA K steal (1)			24 UDEZE M turnover lost ball (2)
15:21	3 LARSSON P 2pt FG from turnover in the paint, layup missed			
15:18				22 GRANT Q defensive rebound (1)
15:00				0 DENNIS D 3pt FG , jump shot missed
14:56	25 KRIISA K defensive rebound (1)			
14:48	35 KOLOKO C 2pt FG in the paint, hook shot made (4)	11-5	6	
14:43	25 KRIISA K substitution out			
14:43	35 KOLOKO C substitution out			



**Wichita St. at Arizona**

11/19/21 T-Mobile Arena, Las Vegas  
2021-22 Men's Basketball

Officials: DOUG SIRMAN, Darron George, Marques Pettigrew

Game Time	ARZ	Score	Diff	SHO
14:43	5 KIER J substitution in			
14:43	11 BALLO O substitution in			
14:43				24 UDEZE M substitution out
14:43				11 POHTO K substitution in
14:34				22 GRANT Q 2pt FG in the paint, layup blocked
14:34	10 TUBELIS A block (1)			
14:27				11 POHTO K offensive rebound (1)
14:26		<b>11-8</b>	<b>3</b>	1 ETIENNE T 3pt FG second chance, jump shot made (3)
14:26				11 POHTO K assist (1)
14:19	10 TUBELIS A foul offensive (1 - 2)			22 GRANT Q foul drawn (1)
14:19	10 TUBELIS A turnover offensive (1)			
14:19	10 TUBELIS A substitution out			
14:19	24 AIKEN JR. K substitution in			
14:19				0 DENNIS D substitution out
14:19				32 PLEASANT J substitution out
14:19				4 COUNCIL IV R substitution in
14:19				5 JACKSON C substitution in
14:04	3 LARSSON P foul personal (1 - 3)			5 JACKSON C foul drawn (1)
14:02				11 POHTO K turnover bad pass (1)
13:57	0 MATHURIN B turnover lost ball (1)			4 COUNCIL IV R steal (1)
13:41				22 GRANT Q 3pt FG from turnover, jump shot missed
13:37	11 BALLO O defensive rebound (1)			
13:28	5 KIER J 3pt FG , step back jump shot missed			
13:25	11 BALLO O offensive rebound (2)			
13:24	11 BALLO O turnover bad pass (1)			4 COUNCIL IV R steal (2)
13:18				5 JACKSON C 3pt FG from turnover, jump shot missed
13:15				11 POHTO K offensive rebound (2)
13:11	5 KIER J foul drawn (1)			4 COUNCIL IV R foul offensive (1 - 2)
13:11				4 COUNCIL IV R turnover offensive (1)
13:11	0 MATHURIN B substitution out			
13:11	4 TERRY D substitution in			
13:00	3 LARSSON P turnover bad pass (1)			22 GRANT Q steal (1)
12:55				5 JACKSON C 2pt FG from turnover in the paint, layup blocked
12:55	4 TERRY D block (1)			
12:49	4 TERRY D defensive rebound (1)			
12:42	11 BALLO O 2pt FG in the paint, dunk, made (2)	<b>13-8</b>	<b>5</b>	
12:42	5 KIER J assist (1)			
12:26	24 AIKEN JR. K foul personal (1 - 4)			5 JACKSON C foul drawn (2)
12:09				1 ETIENNE T 3pt FG , jump shot missed
12:04	24 AIKEN JR. K defensive rebound (1)			
11:58	5 KIER J 2pt FG in the paint, driving layup made (2)	<b>15-8</b>	<b>7</b>	
11:54				Timeout 30 Sec
11:54				Timeout media
11:54				5 JACKSON C substitution out
11:54				0 DENNIS D substitution in
11:53	4 TERRY D foul personal (2 - 5)			22 GRANT Q foul drawn (2)
11:53	4 TERRY D substitution out			
11:53	0 MATHURIN B substitution in			
11:50				4 COUNCIL IV R 2pt FG in the paint, dunk, missed



**Wichita St. at Arizona**

11/19/21 T-Mobile Arena, Las Vegas  
2021-22 Men's Basketball

Officials: DOUG SIRMAN, Darron George, Marques Pettigrew

Game Time	ARZ	Score	Diff	SHO
11:47	0 MATHURIN B defensive rebound (1)			
11:44	0 MATHURIN B 3pt FG , pull up jump shot missed			
11:39				0 DENNIS D defensive rebound (1)
11:29		<b>15-11</b>	<b>4</b>	22 GRANT Q 3pt FG , jump shot made (3)
11:29				0 DENNIS D assist (2)
11:17	3 LARSSON P foul drawn (1)			0 DENNIS D foul personal (2 - 3)
11:17	11 BALLO O substitution out			
11:17	35 KOLOKO C substitution in			
11:17				0 DENNIS D substitution out
11:17				32 PLEASANT J substitution in
11:13	0 MATHURIN B turnover lost ball (2)			4 COUNCIL IV R steal (3)
11:08				32 PLEASANT J 3pt FG from turnover, jump shot blocked
11:08	24 AIKEN JR. K block (1)			
11:03	35 KOLOKO C defensive rebound (2)			
10:48	5 KIER J 2pt FG outside the paint, jump shot missed			
10:43	0 MATHURIN B offensive rebound (2)			
10:43	0 MATHURIN B 2pt FG second chance in the paint, dunk, made (5)	<b>17-11</b>	<b>6</b>	
10:32	0 MATHURIN B foul personal (1 - 6)			32 PLEASANT J foul drawn (1)
10:32	5 KIER J substitution out			
10:32	25 KRIISA K substitution in			
10:17		<b>17-13</b>	<b>4</b>	22 GRANT Q 2pt FG in the paint, driving layup made (5)
10:10	0 MATHURIN B 2pt FG fast break in the paint, alleyoop made (7)	<b>19-13</b>	<b>6</b>	
10:10	3 LARSSON P assist (1)			
10:04				Timeout 30 Sec
09:57				22 GRANT Q 2pt FG in the paint, layup blocked
09:57	35 KOLOKO C block (1)			
09:50				11 POHTO K offensive rebound (3)
09:48		<b>19-15</b>	<b>4</b>	4 COUNCIL IV R 2pt FG second chance in the paint, driving layup made (2)
09:48	3 LARSSON P substitution out			
09:48	24 AIKEN JR. K substitution out			
09:48	5 KIER J substitution in			
09:48	10 TUBELIS A substitution in			
09:48				11 POHTO K substitution out
09:48				22 GRANT Q substitution out
09:48				3 PORTER JR. C substitution in
09:48				24 UDEZE M substitution in
09:28	10 TUBELIS A 2pt FG in the paint, jump shot made (6)	<b>21-15</b>	<b>6</b>	
09:28	25 KRIISA K assist (2)			
09:16		<b>21-17</b>	<b>4</b>	3 PORTER JR. C 2pt FG in the paint, floating jump shot made (2)
09:03	10 TUBELIS A 2pt FG in the paint, jump shot missed			
08:59				4 COUNCIL IV R defensive rebound (1)
08:48				24 UDEZE M 2pt FG in the paint, hook shot missed
08:45	10 TUBELIS A defensive rebound (2)			
08:34	35 KOLOKO C foul offensive (1 - 7)			32 PLEASANT J foul drawn (2)
08:34	35 KOLOKO C turnover offensive (1)			
08:03				turnover shot clock (6)



**Wichita St. at Arizona**

11/19/21 T-Mobile Arena, Las Vegas  
2021-22 Men's Basketball

Officials: DOUG SIRMAN, Darron George, Marques Pettigrew

Game Time	ARZ	Score	Diff	SHO
08:03				1 ETIENNE T substitution out
08:03				2 JENKINS C substitution in
07:44	0 MATHURIN B 3pt FG from turnover, jump shot made (10)	<b>24-17</b>	<b>7</b>	
07:44	35 KOLOKO C assist (1)			
07:27				4 COUNCIL IV R 3pt FG , step back jump shot missed
07:21				32 PLEASANT J offensive rebound (3)
07:21	25 KRIISA K foul personal (1 - 8)			32 PLEASANT J foul drawn (3)
07:21	Timeout media			
07:21	5 KIER J substitution out			
07:21	3 LARSSON P substitution in			
07:21				4 COUNCIL IV R substitution out
07:21				22 GRANT Q substitution in
07:21		<b>24-18</b>	<b>6</b>	32 PLEASANT J 1&1 free throw 1 made (1)
07:21		<b>24-19</b>	<b>5</b>	32 PLEASANT J 1&1 free throw 2 made (2)
07:07	35 KOLOKO C turnover bad pass (2)			
06:57				24 UDEZE M turnover travel (3)
06:57	35 KOLOKO C substitution out			
06:57	11 BALLO O substitution in			
06:50	11 BALLO O foul drawn (1)			24 UDEZE M foul personal (1 - 4)
06:43	11 BALLO O 2pt FG from turnover in the paint, alleyoop made (4)	<b>26-19</b>	<b>7</b>	
06:43	25 KRIISA K assist (3)			
06:30	11 BALLO O foul shooting (1 - 9)			24 UDEZE M foul drawn (1)
06:30				24 UDEZE M free throw 1 - 2 missed
06:30				offensive dead ball rebound (2)
06:30				2 JENKINS C substitution out
06:30				3 PORTER JR. C substitution out
06:30				1 ETIENNE T substitution in
06:30				4 COUNCIL IV R substitution in
06:30				24 UDEZE M free throw 2 - 2 missed
06:29	10 TUBELIS A defensive rebound (3)			
06:17	10 TUBELIS A 2pt FG in the paint, layup made (8)	<b>28-19</b>	<b>9</b>	
06:17	25 KRIISA K assist (4)			
06:05	25 KRIISA K foul shooting (2 - 10)			22 GRANT Q foul drawn (3)
06:05				22 GRANT Q free throw 1 - 2 missed
06:05				offensive dead ball rebound (3)
06:05	25 KRIISA K substitution out			
06:05	5 KIER J substitution in			
06:05				24 UDEZE M substitution out
06:05				32 PLEASANT J substitution out
06:05				5 JACKSON C substitution in
06:05				11 POHTO K substitution in
06:05		<b>28-20</b>	<b>8</b>	22 GRANT Q free throw 2 - 2 made (6)
05:53	3 LARSSON P 3pt FG , step back jump shot missed			
05:48	0 MATHURIN B offensive rebound (3)			
05:48	0 MATHURIN B 2pt FG second chance in the paint, layup made (12)	<b>30-20</b>	<b>10</b>	
05:34	3 LARSSON P foul drawn (2)			1 ETIENNE T foul offensive (1 - 5)
05:34				1 ETIENNE T turnover offensive (1)
05:19	10 TUBELIS A 3pt FG from turnover, jump shot missed			



**Wichita St. at Arizona**

11/19/21 T-Mobile Arena, Las Vegas  
2021-22 Men's Basketball

Officials: DOUG SIRMAN, Darron George, Marques Pettigrew

Game Time	ARZ	Score	Diff	SHO
05:15	0 MATHURIN B offensive rebound (4)			
05:13	10 TUBELIS A foul drawn (2)			5 JACKSON C foul shooting (1 - 6)
05:13	10 TUBELIS A free throw fast break 1 - 2 made (9)	<b>31-20</b>	<b>11</b>	
05:13				4 COUNCIL IV R substitution out
05:13				3 PORTER JR. C substitution in
05:13	10 TUBELIS A free throw fast break 2 - 2 missed			
05:11				11 POHTO K defensive rebound (4)
05:11				11 POHTO K turnover travel (2)
05:09	0 MATHURIN B 3pt FG from turnover, jump shot made (15)	<b>34-20</b>	<b>14</b>	
05:09	5 KIER J assist (2)			
04:55				1 ETIENNE T 2pt FG outside the paint, pull up jump shot missed
04:52	3 LARSSON P defensive rebound (1)			
04:40	5 KIER J turnover lost ball (1)			
04:40	11 BALLO O substitution out			
04:40	24 AIKEN JR. K substitution in			
04:26				1 ETIENNE T 2pt FG from turnover outside the paint, pull up jump shot missed
04:20				5 JACKSON C offensive rebound (1)
04:20		<b>34-22</b>	<b>12</b>	5 JACKSON C 2pt FG from turnover second chance in the paint, layup made (2)
04:18	5 KIER J turnover bad pass (2)			
04:04		<b>34-24</b>	<b>10</b>	5 JACKSON C 2pt FG from turnover in the paint, layup made (4)
04:04				22 GRANT Q assist (1)
03:53	3 LARSSON P 2pt FG in the paint, driving layup missed			
03:50				3 PORTER JR. C defensive rebound (1)
03:44				1 ETIENNE T 3pt FG , jump shot missed
03:41				5 JACKSON C offensive rebound (2)
03:35				3 PORTER JR. C 2pt FG second chance in the paint, jump shot blocked
03:35	10 TUBELIS A block (2)			
03:30				11 POHTO K offensive rebound (5)
03:28		<b>34-26</b>	<b>8</b>	11 POHTO K 2pt FG second chance outside the paint, jump shot made (2)
03:28	Timeout 30 Sec			
03:28	Timeout media			
03:28	24 AIKEN JR. K substitution out			
03:28	35 KOLOKO C substitution in			
03:12	3 LARSSON P turnover lost ball (2)			5 JACKSON C steal (1)
03:07		<b>34-28</b>	<b>6</b>	3 PORTER JR. C 2pt FG fast break from turnover in the paint, layup made (4)
03:07				5 JACKSON C assist (1)
02:51	35 KOLOKO C turnover travel (3)			
02:51	3 LARSSON P substitution out			
02:51	25 KRIISA K substitution in			
02:32				5 JACKSON C 3pt FG from turnover, jump shot missed
02:28				3 PORTER JR. C offensive rebound (2)
02:09				turnover shot clock (10)
02:01	25 KRIISA K foul drawn (1)			5 JACKSON C foul personal (2 - 7)
02:01	25 KRIISA K 1&1 free throw 1 made (1)	<b>35-28</b>	<b>7</b>	
02:01	25 KRIISA K 1&1 free throw 2 made (2)	<b>36-28</b>	<b>8</b>	
01:53				22 GRANT Q 2pt FG outside the paint, jump shot missed



**Wichita St. at Arizona**

11/19/21 T-Mobile Arena, Las Vegas  
2021-22 Men's Basketball

**Officials:** DOUG SIRMAN, Darron George, Marques Pettigrew

Game Time	ARZ	Score	Diff	SHO
01:49				offensive dead ball rebound (4)
01:42				1 ETIENNE T 3pt FG second chance, jump shot missed
01:40	defensive dead ball rebound (2)			
01:40	0 MATHURIN B foul drawn (1)			5 JACKSON C foul personal (3 - 8)
01:40				5 JACKSON C substitution out
01:40				32 PLEASANT J substitution in
01:40	0 MATHURIN B 1&1 free throw 1 made (16)	<b>37-28</b>	<b>9</b>	
01:40	0 MATHURIN B 1&1 free throw 2 made (17)	<b>38-28</b>	<b>10</b>	
01:18		<b>38-30</b>	<b>8</b>	3 PORTER JR. C 2pt FG in the paint, jump shot made (6)
01:03	35 KOLOKO C foul drawn (1)			11 POHTO K foul shooting (1 - 9)
01:03	35 KOLOKO C free throw 1 - 2 made (5)	<b>39-30</b>	<b>9</b>	
01:03	10 TUBELIS A substitution out			
01:03	24 AIKEN JR. K substitution in			
01:03	35 KOLOKO C free throw 2 - 2 made (6)	<b>40-30</b>	<b>10</b>	
00:48		<b>40-33</b>	<b>7</b>	3 PORTER JR. C 3pt FG , pull up jump shot made (9)
00:35	5 KIER J turnover dribbling violation (3)			
00:35	25 KRIISA K substitution out			
00:35	3 LARSSON P substitution in			
00:07				22 GRANT Q 3pt FG from turnover, jump shot missed
00:02	24 AIKEN JR. K defensive rebound (2)			
<b>END OF PERIOD</b>				
<b>ARZ 40-33 SHO</b>				



**Wichita St. at Arizona**

11/19/21 T-Mobile Arena, Las Vegas  
2021-22 Men's Basketball

Game Time: 7:00 PM  
Game Duration: 2:38

Officials: DOUG SIRMAN, Darron George, Marques Pettigrew

**Wichita St. - 33**

NO.	Name	F	Min	FG	3P	FT	Rebounds			Fouls		TP	AS	TO	ST	Blocks		+/-
				M-A	M-A	M-A	OR	DR	TOT	PF	FD					BS	BA	
24	Morris Udeze	F	09:00	1-3	0-0	0-2	0	0	0	1	1	2	0	3	0	0	0	-11
32	Joe Pleasant	F	12:33	0-1	0-1	2-2	2	1	3	0	3	2	0	0	0	0	1	-7
0	Dexter Dennis	G	06:18	1-2	1-2	0-0	0	1	1	2	0	3	2	0	0	0	0	0
1	Tyson Etienne	G	18:27	1-7	1-5	0-0	0	0	0	1	1	3	1	1	0	0	0	-4
3	Craig Porter Jr.	G	12:38	4-6	1-1	0-0	1	1	2	0	0	9	0	0	0	0	1	-1
22	Qua Grant		13:26	2-7	1-3	1-2	0	1	1	0	3	6	1	0	1	0	2	-2
11	Kenny Pohto		11:00	1-1	0-0	0-0	4	1	5	1	0	2	1	2	0	0	0	4
4	Ricky Council IV		08:15	1-3	0-1	0-0	0	1	1	1	0	2	0	1	3	0	0	-8
5	Clarence "Monzy" Jackson		06:50	2-5	0-2	0-0	2	0	2	3	2	4	1	0	1	0	1	-3
2	Chaunce Jenkins		01:33	0-0	0-0	0-0	0	0	0	0	0	0	0	0	0	0	0	-3
Team							0	0	0			0		3				
<b>Totals</b>				13-35	4-15	3-6	9	6	15	9	10	33	6	10	5	0	5	-7

Shooting By Period		
1st FG%	13-35	37.1%
3PT%	4-15	26.7%
FT%	3-6	50%
GM FG%	13-35	37.1%
3PT%	4-15	26.7%
FT%	3-6	50.0%

Dead Ball Rebounds: 3, 1

Technical Fouls::NONE

**Arizona - 40**

NO.	Name	F	Min	FG	3P	FT	Rebounds			Fouls		TP	AS	TO	ST	Blocks		+/-
				M-A	M-A	M-A	OR	DR	TOT	PF	FD					BS	BA	
10	Azuolas Tubelis	F	14:26	3-5	0-1	3-4	0	3	3	1	2	9	1	1	0	2	0	8
35	Christian Koloko	C	13:05	2-3	0-0	2-2	0	2	2	1	1	6	1	3	0	1	0	6
0	Benedict Mathurin	G	18:42	6-8	3-5	2-2	3	1	4	1	1	17	0	2	0	0	0	3
4	Dalen Terry	G	05:25	0-0	0-0	0-0	0	1	1	2	0	0	1	0	0	1	0	6
25	Kerr Kriisa	G	12:00	0-1	0-1	2-2	0	1	1	2	1	2	4	0	1	0	0	10
3	Pelle Larsson		11:10	0-3	0-1	0-0	0	1	1	1	2	0	1	2	0	0	0	1
5	Justin Kier		12:43	1-3	0-1	0-0	0	0	0	0	1	2	2	3	0	0	0	1
11	Oumar Ballo		05:43	2-2	0-0	0-0	1	1	2	1	1	4	0	1	0	0	0	7
24	Kim Aiken Jr.		06:46	0-0	0-0	0-0	0	2	2	1	0	0	0	0	0	1	0	-7
Team							0	0	0			0		0				
<b>Totals</b>				14-25	3-9	9-10	4	12	16	10	9	40	10	12	1	5	0	7

Shooting By Period		
1st FG%	14-25	56.0%
3PT%	3-9	33.3%
FT%	9-10	90%
GM FG%	14-25	56.0%
3PT%	3-9	33.3%
FT%	9-10	90.0%

Dead Ball Rebounds: 1, 1

Technical Fouls::NONE

	SHO	ARZ
Biggest lead	0 (1st 20:00)	14 (1st 5:09)
Best Scoring Run	8(1st 3:07)	6(1st 14:48)
Lead Changes	0	
Times Tied	1	
Time with Lead	00:00	18:13

	SHO	ARZ
Points from		
Turnovers	6	14
Paint	16	20
Second Chance	11	7
Fast Breaks	2	7
Bench	14	6

	Period by Period Scoring			
	1st	2nd	OT1	TOT
SHO	33	36	9	78
ARZ	40	29	13	82





## Period 2

## Quarter Starters:

ARZ	0 Mathurin B	4 Terry D	10 Tubelis A	25 Kriisa K	35 Koloko C
SHO	0 Dennis D	1 Etienne T	3 Porter Jr. C	24 Udeze M	32 Pleasant J

Game Time	ARZ	Score	Diff	SHO
20:00	3 LARSSON P substitution out			
20:00	5 KIER J substitution out			
20:00	24 AIKEN JR. K substitution out			
20:00	4 TERRY D substitution in			
20:00	10 TUBELIS A substitution in			
20:00	25 KRIISA K substitution in			
20:00				11 POHTO K substitution out
20:00				22 GRANT Q substitution out
20:00				0 DENNIS D substitution in
20:00				24 UDEZE M substitution in
19:53	25 KRIISA K 2pt FG in the paint, driving layup made (4)	42-33	9	
19:40				0 DENNIS D 3pt FG , jump shot missed
19:35	25 KRIISA K defensive rebound (2)			
19:27	4 TERRY D 3pt FG , jump shot missed			
19:22	35 KOLOKO C offensive rebound (3)			
19:21	35 KOLOKO C 2pt FG second chance in the paint, layup made (8)	44-33	11	
19:03				0 DENNIS D 2pt FG in the paint, layup missed
19:01				1 ETIENNE T offensive rebound (1)
18:59				1 ETIENNE T 2pt FG second chance outside the paint, jump shot missed
18:57				1 ETIENNE T offensive rebound (2)
18:57	4 TERRY D foul shooting (3 - 1)			1 ETIENNE T foul drawn (2)
18:57				1 ETIENNE T free throw 1 - 2 missed
18:57				offensive dead ball rebound (5)
18:57				1 ETIENNE T free throw 2 - 2 missed
18:56	0 MATHURIN B defensive rebound (5)			
18:39	25 KRIISA K 3pt FG , pull up jump shot missed			
18:35	4 TERRY D offensive rebound (2)			
18:34	4 TERRY D 2pt FG second chance in the paint, layup missed			
18:32				32 PLEASANT J defensive rebound (4)
18:32	jump ball situation			
18:10				3 PORTER JR. C 3pt FG , step back jump shot missed
18:06	10 TUBELIS A defensive rebound (4)			
18:00	25 KRIISA K turnover lost ball (1)			1 ETIENNE T steal (1)
17:55				0 DENNIS D 3pt FG from turnover, jump shot missed
17:52	4 TERRY D defensive rebound (3)			
17:52	jump ball situation			
17:48	4 TERRY D turnover (1)			
17:34				1 ETIENNE T 2pt FG from turnover in the paint, jump shot missed
17:34				24 UDEZE M offensive rebound (1)
17:34	4 TERRY D foul personal (4 - 2)			24 UDEZE M foul drawn (2)
17:34	4 TERRY D substitution out			



**Wichita St. at Arizona**

11/19/21 T-Mobile Arena, Las Vegas  
2021-22 Men's Basketball

Officials: DOUG SIRMAN, Darron George, Marques Pettigrew

Game Time	ARZ	Score	Diff	SHO
17:34	3 LARSSON P substitution in			
17:30				1 ETIENNE T 2pt FG from turnover second chance outside the paint, step back jump shot missed
17:29	defensive dead ball rebound (3)			
17:29	3 LARSSON P foul drawn (3)			24 UDEZE M foul personal (2 - 1)
17:14	0 MATHURIN B foul drawn (2)			0 DENNIS D foul shooting (3 - 2)
17:14	0 MATHURIN B free throw 1 - 2 made (18)	<b>45-33</b>	<b>12</b>	
17:14	0 MATHURIN B free throw 2 - 2 made (19)	<b>46-33</b>	<b>13</b>	
17:07				3 PORTER JR. C turnover lost ball (1)
17:07				0 DENNIS D substitution out
17:07				1 ETIENNE T substitution out
17:07				32 PLEASANT J substitution out
17:07				4 COUNCIL IV R substitution in
17:07				5 JACKSON C substitution in
17:07				22 GRANT Q substitution in
16:59	25 KRIISA K 3pt FG from turnover, jump shot missed			
16:55	35 KOLOKO C offensive rebound (4)			
16:52	35 KOLOKO C foul drawn (2)			24 UDEZE M foul personal (3 - 3)
16:52				24 UDEZE M substitution out
16:52				11 POHTO K substitution in
16:47	0 MATHURIN B 3pt FG from turnover second chance, jump shot missed			
16:44	offensive dead ball rebound (4)			
16:44	3 LARSSON P foul drawn (4)			11 POHTO K foul personal (2 - 4)
16:41	25 KRIISA K 3pt FG from turnover second chance, jump shot missed			
16:38	35 KOLOKO C offensive rebound (5)			
16:38	35 KOLOKO C foul drawn (3)			5 JACKSON C foul personal (4 - 5)
16:38				5 JACKSON C substitution out
16:38				24 UDEZE M substitution in
16:35	25 KRIISA K 3pt FG from turnover second chance, jump shot missed			
16:34	3 LARSSON P offensive rebound (2)			
16:34	3 LARSSON P foul drawn (5)			24 UDEZE M foul personal (4 - 6)
16:34				3 PORTER JR. C substitution out
16:34				1 ETIENNE T substitution in
16:32	0 MATHURIN B 2pt FG from turnover second chance in the paint, dunk, made (21)	<b>48-33</b>	<b>15</b>	
16:32	3 LARSSON P assist (2)			
16:03				22 GRANT Q turnover travel (1)
16:03				24 UDEZE M substitution out
16:03				32 PLEASANT J substitution in
15:51	0 MATHURIN B turnover bad pass (3)			22 GRANT Q steal (2)
15:47		<b>48-35</b>	<b>13</b>	1 ETIENNE T 2pt FG from turnover outside the paint, pull up jump shot made (5)
15:32	0 MATHURIN B turnover bad pass (4)			11 POHTO K steal (1)
15:24				22 GRANT Q 2pt FG from turnover in the paint, jump shot blocked
15:24	10 TUBELIS A block (3)			
15:19				22 GRANT Q offensive rebound (2)
15:18				1 ETIENNE T 3pt FG from turnover second chance, jump shot missed



## Wichita St. at Arizona

11/19/21 T-Mobile Arena, Las Vegas  
2021-22 Men's Basketball

Officials: DOUG SIRMAN, Darron George, Marques Pettigrew

Game Time	ARZ	Score	Diff	SHO
15:14	10 TUBELIS A defensive rebound (5)			
15:07	0 MATHURIN B 3pt FG , jump shot missed			
15:03				4 COUNCIL IV R defensive rebound (2)
14:43				4 COUNCIL IV R 3pt FG , pull up jump shot missed
14:41	3 LARSSON P defensive rebound (3)			
14:34	0 MATHURIN B 3pt FG , jump shot missed			
14:31				4 COUNCIL IV R defensive rebound (3)
14:23	10 TUBELIS A foul shooting (2 - 3)			11 POHTO K foul drawn (1)
14:23	Timeout media			
14:23	0 MATHURIN B substitution out			
14:23	35 KOLOKO C substitution out			
14:23	5 KIER J substitution in			
14:23	11 BALLO O substitution in			
14:23				11 POHTO K free throw 1 - 2 missed
14:23				offensive dead ball rebound (6)
14:23				11 POHTO K free throw 2 - 2 missed
14:20	11 BALLO O defensive rebound (3)			
14:06	10 TUBELIS A foul drawn (3)			32 PLEASANT J foul personal (1 - 7)
14:06	10 TUBELIS A 1&1 free throw 1 made (10)	49-35	14	
14:06	10 TUBELIS A 1&1 free throw 2 made (11)	50-35	15	
14:05	10 TUBELIS A substitution out			
14:05	24 AIKEN JR. K substitution in			
13:52		50-38	12	4 COUNCIL IV R 3pt FG , jump shot made (5)
13:52				22 GRANT Q assist (2)
13:34	11 BALLO O turnover lost ball (2)			1 ETIENNE T steal (2)
13:24				1 ETIENNE T 2pt FG from turnover outside the paint, pull up jump shot missed
13:21	11 BALLO O defensive rebound (4)			
13:14	3 LARSSON P 2pt FG in the paint, layup made (2)	52-38	14	
13:14	25 KRIISA K assist (5)			
12:50	3 LARSSON P foul personal (2 - 4)			4 COUNCIL IV R foul drawn (1)
12:50				32 PLEASANT J substitution out
12:50				0 DENNIS D substitution in
12:30				22 GRANT Q 2pt FG in the paint, floating jump shot missed
12:26	5 KIER J defensive rebound (1)			
12:23	5 KIER J 2pt FG fast break in the paint, layup made (4)	54-38	16	
12:04		54-40	14	4 COUNCIL IV R 2pt FG in the paint, driving layup made (7)
12:04	11 BALLO O foul shooting (2 - 5)			4 COUNCIL IV R foul drawn (2)
12:04				22 GRANT Q substitution out
12:04				3 PORTER JR. C substitution in
12:04	Timeout media			
12:04		54-41	13	4 COUNCIL IV R free throw 1 - 1 made (8)
11:49	5 KIER J 3pt FG , jump shot missed			
11:44				defensive dead ball rebound (7)
11:44	3 LARSSON P substitution out			
11:44	11 BALLO O substitution out			
11:44	24 AIKEN JR. K substitution out			
11:44	0 MATHURIN B substitution in			
11:44	10 TUBELIS A substitution in			



## Wichita St. at Arizona

11/19/21 T-Mobile Arena, Las Vegas  
2021-22 Men's Basketball

Officials: DOUG SIRMAN, Darron George, Marques Pettigrew

Game Time	ARZ	Score	Diff	SHO
11:44	35 KOLOKO C substitution in			
11:44	Timeout media			
11:29		54-43	11	1 ETIENNE T 2pt FG outside the paint, pull up jump shot made (7)
11:29				11 POHTO K assist (2)
11:07	25 KRIISA K 3pt FG , jump shot blocked			
11:07				0 DENNIS D block (1)
11:02	25 KRIISA K offensive rebound (3)			
11:01	35 KOLOKO C foul drawn (4)			3 PORTER JR. C foul shooting (1 - 8)
11:01	35 KOLOKO C free throw 1 - 2 missed			
11:01	offensive dead ball rebound (5)			
11:01	35 KOLOKO C free throw 2 - 2 missed			
11:01				11 POHTO K defensive rebound (6)
10:49		54-46	8	1 ETIENNE T 3pt FG , pull up jump shot made (10)
10:37	5 KIER J 2pt FG in the paint, driving layup missed			
10:34				1 ETIENNE T defensive rebound (3)
10:34	jump ball situation			
10:20		54-49	5	0 DENNIS D 3pt FG , jump shot made (6)
10:20				3 PORTER JR. C assist (1)
10:02	10 TUBELIS A foul drawn (4)			1 ETIENNE T foul personal (2 - 9)
10:02	5 KIER J substitution out			
10:02	4 TERRY D substitution in			
10:02	10 TUBELIS A 1&1 free throw 1 missed			
10:01				3 PORTER JR. C defensive rebound (3)
09:45	35 KOLOKO C foul shooting (2 - 6)			3 PORTER JR. C foul drawn (1)
09:45		54-50	4	3 PORTER JR. C free throw 1 - 2 made (10)
09:45		54-51	3	3 PORTER JR. C free throw 2 - 2 made (11)
09:35	10 TUBELIS A 3pt FG , jump shot missed			
09:32	offensive dead ball rebound (6)			
09:23	25 KRIISA K 3pt FG second chance, jump shot missed			
09:18	35 KOLOKO C offensive rebound (6)			
09:13	0 MATHURIN B 2pt FG second chance in the paint, driving layup made (23)	56-51	5	
09:08	0 MATHURIN B foul shooting (2 - 7)			4 COUNCIL IV R foul drawn (3)
09:08		56-52	4	4 COUNCIL IV R free throw fast break 1 - 2 made (9)
09:08				0 DENNIS D substitution out
09:08				32 PLEASANT J substitution in
09:08				4 COUNCIL IV R free throw fast break 2 - 2 missed
09:07	35 KOLOKO C defensive rebound (7)			
08:59	0 MATHURIN B 3pt FG , jump shot missed			
08:54				4 COUNCIL IV R defensive rebound (4)
08:46		56-55	1	1 ETIENNE T 3pt FG , jump shot made (13)
08:24	Timeout 30 Sec			
08:22	4 TERRY D 3pt FG , jump shot missed			
08:22	offensive dead ball rebound (7)			
08:22	35 KOLOKO C foul drawn (5)			11 POHTO K foul personal (3 - 10)
08:22	35 KOLOKO C free throw 1 - 2 made (9)	57-55	2	
08:22	35 KOLOKO C free throw 2 - 2 made (10)	58-55	3	
08:10				11 POHTO K 3pt FG , jump shot missed
08:07	4 TERRY D defensive rebound (4)			



**Wichita St. at Arizona**

11/19/21 T-Mobile Arena, Las Vegas  
2021-22 Men's Basketball

Officials: DOUG SIRMAN, Darron George, Marques Pettigrew

Game Time	ARZ	Score	Diff	SHO
07:51	25 KRIISA K 3pt FG , jump shot made (7)	<b>61-55</b>	<b>6</b>	
07:51	35 KOLOKO C assist (2)			
07:33				1 ETIENNE T 3pt FG , jump shot missed
07:29	35 KOLOKO C defensive rebound (8)			
07:20	25 KRIISA K turnover bad pass (2)			11 POHTO K steal (2)
07:09				1 ETIENNE T 2pt FG from turnover in the paint, driving layup missed
07:02	25 KRIISA K defensive rebound (4)			
06:50	0 MATHURIN B foul drawn (3)			11 POHTO K foul shooting (4 - 11)
06:50	Timeout media			
06:50	25 KRIISA K substitution out			
06:50	35 KOLOKO C substitution out			
06:50	5 KIER J substitution in			
06:50	11 BALLO O substitution in			
06:50				3 PORTER JR. C substitution out
06:50				4 COUNCIL IV R substitution out
06:50				11 POHTO K substitution out
06:50				32 PLEASANT J substitution out
06:50				0 DENNIS D substitution in
06:50				5 JACKSON C substitution in
06:50				22 GRANT Q substitution in
06:50				24 UDEZE M substitution in
06:50	0 MATHURIN B free throw 1 - 2 made (24)	<b>62-55</b>	<b>7</b>	
06:50	0 MATHURIN B free throw 2 - 2 missed			
06:47				5 JACKSON C defensive rebound (3)
06:30				0 DENNIS D 2pt FG outside the paint, jump shot missed
06:27	0 MATHURIN B defensive rebound (6)			
06:27	10 TUBELIS A foul drawn (5)			24 UDEZE M foul personal (5 - 12)
06:27				24 UDEZE M substitution out
06:27				32 PLEASANT J substitution in
06:27	10 TUBELIS A free throw fast break 1 - 2 missed			
06:27	offensive dead ball rebound (8)			
06:27	10 TUBELIS A free throw fast break 2 - 2 made (12)	<b>63-55</b>	<b>8</b>	
05:59				1 ETIENNE T 3pt FG , jump shot missed
05:55				32 PLEASANT J offensive rebound (5)
05:41				32 PLEASANT J turnover lost ball (1)
05:33	Timeout 30 Sec			
05:33				32 PLEASANT J substitution out
05:33				11 POHTO K substitution in
05:27	5 KIER J turnover bad pass (4)			11 POHTO K steal (3)
05:05		<b>63-57</b>	<b>6</b>	1 ETIENNE T 2pt FG from turnover outside the paint, floating jump shot made (15)
04:52	turnover 10 sec back court (20)			
04:52	5 KIER J substitution out			
04:52	11 BALLO O substitution out			
04:52	25 KRIISA K substitution in			
04:52	35 KOLOKO C substitution in			
04:41				5 JACKSON C 2pt FG from turnover in the paint, layup blocked
04:41	35 KOLOKO C block (2)			
04:33				0 DENNIS D offensive rebound (2)



**Wichita St. at Arizona**

11/19/21 T-Mobile Arena, Las Vegas  
2021-22 Men's Basketball

Officials: DOUG SIRMAN, Darron George, Marques Pettigrew

Game Time	ARZ	Score	Diff	SHO
04:32		<b>63-59</b>	<b>4</b>	11 POHTO K 2pt FG from turnover second chance in the paint, layup made (4)
04:32				0 DENNIS D assist (3)
04:10	10 TUBELIS A 2pt FG in the paint, floating jump shot missed			
04:06				22 GRANT Q defensive rebound (3)
04:03				22 GRANT Q turnover lost ball (2)
03:53	Timeout media			
03:52	35 KOLOKO C foul drawn (6)			22 GRANT Q foul personal (1 - 13)
03:52	35 KOLOKO C free throw 1 - 2 made (11)	<b>64-59</b>	<b>5</b>	
03:52	10 TUBELIS A substitution out			
03:52	3 LARSSON P substitution in			
03:52	35 KOLOKO C free throw 2 - 2 missed			
03:49				0 DENNIS D defensive rebound (3)
03:37		<b>64-61</b>	<b>3</b>	1 ETIENNE T 2pt FG in the paint, jump shot made (17)
03:15	3 LARSSON P 3pt FG , jump shot missed			
03:10				1 ETIENNE T defensive rebound (4)
02:53				1 ETIENNE T 3pt FG , jump shot missed
02:50	35 KOLOKO C defensive rebound (9)			
02:43	0 MATHURIN B 2pt FG in the paint, driving layup missed			
02:42				defensive dead ball rebound (8)
02:42	35 KOLOKO C foul personal (3 - 8)			11 POHTO K foul drawn (2)
02:42	4 TERRY D substitution out			
02:42	10 TUBELIS A substitution in			
02:42				11 POHTO K 1&1 free throw 1 missed
02:41	35 KOLOKO C defensive rebound (10)			
02:22	10 TUBELIS A foul drawn (6)			5 JACKSON C foul personal (5 - 14)
02:22				5 JACKSON C substitution out
02:22				4 COUNCIL IV R substitution in
02:22	10 TUBELIS A free throw 1 - 2 missed			
02:22	offensive dead ball rebound (9)			
02:22	10 TUBELIS A free throw 2 - 2 missed			
02:21				0 DENNIS D defensive rebound (4)
02:10		<b>64-64</b>	<b>0</b>	22 GRANT Q 3pt FG , jump shot made (9)
01:47	35 KOLOKO C 2pt FG in the paint, layup blocked			
01:47				11 POHTO K block (1)
01:42				22 GRANT Q defensive rebound (4)
01:41	25 KRIISA K foul personal (3 - 9)			22 GRANT Q foul drawn (4)
01:41		<b>64-65</b>	<b>-1</b>	22 GRANT Q 1&1 free throw 1 made (10)
01:41				22 GRANT Q 1&1 free throw 2 missed
01:39	35 KOLOKO C defensive rebound (11)			
01:26	10 TUBELIS A turnover travel (2)			
01:26	10 TUBELIS A substitution out			
01:26	4 TERRY D substitution in			
01:05				22 GRANT Q 2pt FG from turnover in the paint, layup blocked
01:05	35 KOLOKO C block (3)			
01:01	0 MATHURIN B defensive rebound (7)			
01:01	4 TERRY D foul drawn (1)			1 ETIENNE T foul shooting (3 - 15)
01:01	4 TERRY D free throw fast break 1 - 2 made (1)	<b>65-65</b>	<b>0</b>	
01:01	25 KRIISA K substitution out			



**Wichita St. at Arizona**

11/19/21 T-Mobile Arena, Las Vegas  
2021-22 Men's Basketball

**Officials:** DOUG SIRMAN, Darron George, Marques Pettigrew

Game Time	ARZ	Score	Diff	SHO
01:01	5 KIER J substitution in			
01:01	4 TERRY D free throw fast break 2 - 2 made (2)	<b>66-65</b>	<b>1</b>	
00:40	4 TERRY D foul shooting (5 - 10)			1 ETIENNE T foul drawn (3)
00:39	4 TERRY D substitution out			
00:39	25 KRIISA K substitution in			
00:39	5 KIER J substitution out			
00:39	10 TUBELIS A substitution in			
00:39		<b>66-66</b>	<b>0</b>	1 ETIENNE T free throw 1 - 3 made (18)
00:39				1 ETIENNE T free throw 2 - 3 missed
00:39				offensive dead ball rebound (9)
00:39				1 ETIENNE T free throw 3 - 3 missed
00:38	0 MATHURIN B defensive rebound (8)			
00:24	10 TUBELIS A 2pt FG in the paint, layup made (14)	<b>68-66</b>	<b>2</b>	
00:24	25 KRIISA K assist (6)			
00:24	10 TUBELIS A foul drawn (7)			11 POHTO K foul shooting (5 - 16)
00:24				11 POHTO K substitution out
00:24				32 PLEASANT J substitution in
00:24	10 TUBELIS A free throw 1 - 1 made (15)	<b>69-66</b>	<b>3</b>	
00:24	10 TUBELIS A substitution out			
00:24	25 KRIISA K substitution out			
00:24	5 KIER J substitution in			
00:24	24 AIKEN JR. K substitution in			
00:17		<b>69-69</b>	<b>0</b>	1 ETIENNE T 3pt FG fast break, jump shot made (21)
00:10	5 KIER J 2pt FG in the paint, driving layup missed			
00:05				1 ETIENNE T defensive rebound (5)
<b>END OF PERIOD</b>				
<b>ARZ 69-69 SHO</b>				



**Wichita St. at Arizona**

11/19/21 T-Mobile Arena, Las Vegas  
2021-22 Men's Basketball

Officials: DOUG SIRMAN, Darron George, Marques Pettigrew

**Wichita St. - 36**

NO.	Name	F	Min	FG	3P	FT	Rebounds			Fouls		TP	AS	TO	ST	Blocks		+/-
				M-A	M-A	M-A	OR	DR	TOT	PF	FD					BS	BA	
24	Morris Udeze	F	04:06	0-0	0-0	0-0	1	0	1	4	1	0	0	0	0	0	0	-9
32	Joe Pleasant	F	09:42	0-0	0-0	0-0	1	1	2	1	0	0	0	1	0	0	0	-6
0	Dexter Dennis	G	13:25	1-5	1-3	0-0	1	2	3	1	0	3	1	0	0	1	0	10
1	Tyson Etienne	G	19:27	7-16	3-7	1-5	2	3	5	2	2	18	0	0	2	0	0	7
3	Craig Porter Jr.	G	08:40	0-1	0-1	2-2	0	1	1	1	1	2	1	1	0	0	0	2
4	Ricky Council IV		12:39	2-3	1-2	2-3	0	3	3	0	3	7	0	0	0	0	0	10
5	Clarence "Monzy" Jackson		04:57	0-1	0-0	0-0	0	1	1	2	0	0	0	0	0	0	1	3
22	Qua Grant		11:53	1-4	1-1	1-2	1	2	3	1	1	4	1	2	1	0	2	5
11	Kenny Pohto		15:11	1-2	0-1	0-3	0	1	1	4	2	2	1	0	3	1	0	13
Team							0	0	0			0		0				
<b>Totals</b>				12-32	6-15	6-15	6	14	20	16	10	36	4	4	6	2	3	7

Shooting By Period		
2 <sup>nd</sup> FG%	12-32	37.5%
3PT%	6-15	40.0%
FT%	6-15	40%
GM FG%	12-32	37.5%
3PT%	6-15	40.0%
FT%	6-15	40.0%

Dead Ball Rebounds: 3, 2

Technical Fouls::NONE

**Arizona - 29**

NO.	Name	F	Min	FG	3P	FT	Rebounds			Fouls		TP	AS	TO	ST	Blocks		+/-
				M-A	M-A	M-A	OR	DR	TOT	PF	FD					BS	BA	
10	Azuolas Tubelis	F	15:18	1-3	0-1	4-8	0	2	2	1	5	6	0	1	0	1	0	-2
35	Christian Koloko	C	15:23	1-2	0-0	3-6	4	5	9	2	5	5	1	0	0	2	1	-7
0	Benedict Mathurin	G	17:21	2-7	0-4	3-4	0	4	4	1	2	7	0	2	0	0	0	-7
4	Dalen Terry	G	10:33	0-3	0-2	2-2	1	2	3	3	1	2	0	1	0	0	0	4
25	Kerr Kriisa	G	17:16	2-8	1-7	0-0	1	2	3	1	0	5	2	2	0	0	1	-5
3	Pelle Larsson		09:42	1-2	0-1	0-0	1	1	2	1	3	2	1	0	0	0	0	-3
5	Justin Kier		07:05	1-4	0-1	0-0	0	1	1	0	0	2	0	1	0	0	0	-10
11	Oumar Ballo		04:37	0-0	0-0	0-0	0	2	2	1	0	0	0	1	0	0	0	0
24	Kim Aiken Jr.		02:45	0-0	0-0	0-0	0	0	0	0	0	0	0	0	0	0	0	-5
Team							0	0	0			0		1				
<b>Totals</b>				8-29	1-16	12-20	7	19	26	10	16	29	4	9	0	3	2	-7

Shooting By Period		
2 <sup>nd</sup> FG%	8-29	27.6%
3PT%	1-16	6.3%
FT%	12-20	60%
GM FG%	8-29	27.6%
3PT%	1-16	6.3%
FT%	12-20	60.0%

Dead Ball Rebounds: 6, 1

Technical Fouls::NONE

	SHO	ARZ
<b>Biggest lead</b>	1 (2 <sup>nd</sup> 1:41)	16 (2 <sup>nd</sup> 12:23)
<b>Best Scoring Run</b>	13 (2 <sup>nd</sup> 9:45)	8 (2 <sup>nd</sup> 16:32)
<b>Lead Changes</b>	2	
<b>Times Tied</b>	4	
<b>Time with Lead</b>	00:40	18:11

Points from	SHO	ARZ
<b>Turnovers</b>	6	3
<b>Paint</b>	6	14
<b>Second Chance</b>	2	8
<b>Fast Breaks</b>	5	5
<b>Bench</b>	13	4

	Period by Period Scoring			
	1st	2nd	OT1	TOT
<b>SHO</b>	33	36	9	78
<b>ARZ</b>	40	29	13	82





## Overtime 1

## Quarter Starters:

ARZ	0 Mathurin B	3 Larsson P	10 Tubelis A	25 Kriisa K	35 Koloko C
SHO	0 Dennis D	1 Etienne T	4 Council IV R	22 Grant Q	32 Pleasant J

Game Time	ARZ	Score	Diff	SHO
05:00	5 KIER J substitution out			
05:00	24 AIKEN JR. K substitution out			
05:00	10 TUBELIS A substitution in			
05:00	25 KRIISA K substitution in			
05:00	35 KOLOKO C jumpball won			32 PLEASANT J jumpball lost
04:43	35 KOLOKO C 2pt FG in the paint, layup made (13)	71-69	2	
04:43	10 TUBELIS A assist (2)			
04:27	0 MATHURIN B steal (1)			1 ETIENNE T turnover lost ball (2)
04:26	0 MATHURIN B foul drawn (4)			4 COUNCIL IV R foul shooting (2 - 17)
04:26	0 MATHURIN B free throw fast break 1 - 2 missed			
04:26	offensive dead ball rebound (10)			
04:26	0 MATHURIN B free throw fast break 2 - 2 made (25)	72-69	3	
04:13	25 KRIISA K 3pt FG , jump shot made (10)	75-69	6	
04:13	35 KOLOKO C assist (3)			
04:08				4 COUNCIL IV R substitution out
04:08				3 PORTER JR. C substitution in
03:53				32 PLEASANT J 2pt FG in the paint, layup blocked
03:53	35 KOLOKO C block (4)			
03:49				0 DENNIS D offensive rebound (5)
03:48				22 GRANT Q 3pt FG second chance, jump shot missed
03:48	defensive dead ball rebound (11)			
03:43	25 KRIISA K foul drawn (2)			22 GRANT Q foul personal (2 - 18)
03:43	25 KRIISA K free throw fast break 1 - 2 made (11)	76-69	7	
03:43	25 KRIISA K free throw fast break 2 - 2 made (12)	77-69	8	
03:29				1 ETIENNE T 3pt FG , jump shot missed
03:25	10 TUBELIS A defensive rebound (6)			
03:04	10 TUBELIS A foul drawn (8)			0 DENNIS D foul shooting (4 - 19)
03:04	10 TUBELIS A free throw 1 - 2 missed			
03:04	offensive dead ball rebound (12)			
03:04	10 TUBELIS A free throw 2 - 2 made (16)	78-69	9	
02:55				22 GRANT Q 3pt FG , jump shot missed
02:52	0 MATHURIN B defensive rebound (9)			
02:38	25 KRIISA K 3pt FG , jump shot missed			
02:34				3 PORTER JR. C defensive rebound (4)
02:30				3 PORTER JR. C 2pt FG in the paint, layup missed
02:28	3 LARSSON P defensive rebound (4)			
02:09	10 TUBELIS A 2pt FG in the paint, jump shot blocked			
02:09				3 PORTER JR. C block (1)
02:03				22 GRANT Q defensive rebound (5)
01:41				1 ETIENNE T 2pt FG in the paint, jump shot missed
01:38				3 PORTER JR. C offensive rebound (5)
01:36				0 DENNIS D 3pt FG second chance, jump shot missed
01:33				3 PORTER JR. C offensive rebound (6)



**Wichita St. at Arizona**

11/19/21 T-Mobile Arena, Las Vegas  
2021-22 Men's Basketball

**Officials:** DOUG SIRMAN, Darron George, Marques Pettigrew

Game Time	ARZ	Score	Diff	SHO
01:31		<b>78-72</b>	<b>6</b>	1 ETIENNE T 3pt FG second chance, jump shot made (24)
01:31				3 PORTER JR. C assist (2)
01:23	Timeout 30 Sec			
01:23				Timeout media
00:57	turnover shot clock (22)			
00:47				1 ETIENNE T 3pt FG from turnover, jump shot missed
00:45	0 MATHURIN B defensive rebound (10)			
00:37	35 KOLOKO C 2pt FG in the paint, alleyoop missed			
00:37				defensive dead ball rebound (10)
00:37	35 KOLOKO C foul class B technical (3 - 10)			
00:37		<b>78-73</b>	<b>5</b>	1 ETIENNE T free throw fast break 1 - 1 made (25)
00:37	25 KRIISA K substitution out			
00:37	5 KIER J substitution in			
00:36				3 PORTER JR. C 3pt FG , jump shot missed
00:32	5 KIER J defensive rebound (2)			
00:26	5 KIER J foul drawn (2)			22 GRANT Q foul personal (3 - 20)
00:26	5 KIER J free throw 1 - 2 made (5)	<b>79-73</b>	<b>6</b>	
00:26	5 KIER J free throw 2 - 2 made (6)	<b>80-73</b>	<b>7</b>	
00:21	35 KOLOKO C foul shooting (4 - 11)			1 ETIENNE T foul drawn (4)
00:21		<b>80-74</b>	<b>6</b>	1 ETIENNE T free throw fast break 1 - 2 made (26)
00:21	5 KIER J substitution out			
00:21	25 KRIISA K substitution in			
00:21				32 PLEASANT J substitution out
00:21				4 COUNCIL IV R substitution in
00:21		<b>80-75</b>	<b>5</b>	1 ETIENNE T free throw fast break 2 - 2 made (27)
00:21				Timeout 30 Sec
00:19	25 KRIISA K foul drawn (3)			3 PORTER JR. C foul personal (2 - 21)
00:19	25 KRIISA K free throw fast break 1 - 2 missed			
00:19	offensive dead ball rebound (13)			
00:19	25 KRIISA K free throw fast break 2 - 2 missed			
00:18				0 DENNIS D defensive rebound (6)
00:12				0 DENNIS D 3pt FG , jump shot missed
00:08				3 PORTER JR. C offensive rebound (7)
00:07				3 PORTER JR. C 2pt FG second chance in the paint, layup blocked
00:07	0 MATHURIN B block (1)			
00:02				22 GRANT Q offensive rebound (6)
00:01		<b>80-78</b>	<b>2</b>	22 GRANT Q 3pt FG second chance, jump shot made (13)
00:01				Timeout 60 Sec
00:01	35 KOLOKO C substitution out			
00:01	5 KIER J substitution in			
00:01	5 KIER J foul drawn (3)			22 GRANT Q foul personal (4 - 22)
00:01	5 KIER J free throw fast break 1 - 2 made (7)	<b>81-78</b>	<b>3</b>	
00:01				Timeout 30 Sec
00:01	0 MATHURIN B substitution out			
00:01	35 KOLOKO C substitution in			
00:01	10 TUBELIS A substitution out			
00:01	0 MATHURIN B substitution in			
00:01	5 KIER J free throw fast break 2 - 2 made (8)	<b>82-78</b>	<b>4</b>	



Official Basketball Play by Play - 1st OT

**Wichita St. at Arizona**

11/19/21 T-Mobile Arena, Las Vegas  
2021-22 Men's Basketball

**Game Time:** 7:00 PM  
**Game Duration:** 2:38

**Officials:** DOUG SIRMAN, Darron George, Marques Pettigrew

Game Time	ARZ	Score	Diff	SHO
END OF GAME				
ARZ 82-78 SHO				



**Wichita St. at Arizona**

11/19/21 T-Mobile Arena, Las Vegas  
2021-22 Men's Basketball

Officials: DOUG SIRMAN, Darron George, Marques Pettigrew

**Wichita St. - 9**

NO.	Name	F	Min	FG			Rebounds			Fouls		TP	AS	TO	ST	Blocks		+/-
				M-A	M-A	M-A	OR	DR	TOT	PF	FD					BS	BA	
24	Morris Udeze	F	00:00	0-0	0-0	0-0	0	0	0	0	0	0	0	0	0	0	0	0
32	Joe Pleasant	F	04:39	0-1	0-0	0-0	0	0	0	0	0	0	0	0	0	0	1	-6
0	Dexter Dennis	G	05:00	0-2	0-2	0-0	1	1	2	1	0	0	0	0	0	0	0	-4
1	Tyson Etienne	G	05:00	1-4	1-3	3-3	0	0	0	0	1	6	0	1	0	0	0	-4
3	Craig Porter Jr.	G	04:08	0-3	0-1	0-0	3	1	4	1	0	0	1	0	0	1	1	2
22	Qua Grant		05:00	1-3	1-3	0-0	1	1	2	3	0	3	0	0	0	0	0	-4
4	Ricky Council IV		01:13	0-0	0-0	0-0	0	0	0	1	0	0	0	0	0	0	0	-4
Team							0	0	0		0		0					
<b>Totals</b>				2-13	2-9	3-3	5	3	8	6	1	9	1	1	0	1	2	-4

Shooting By Period		
OT FG%	2-13	15.4%
3PT%	2-9	22.2%
FT%	3-3	100%
GM FG%	2-13	15.4%
3PT%	2-9	22.2%
FT%	3-3	100.0%

Dead Ball Rebounds: 0, 1

Technical Fouls::NONE

**Arizona - 13**

NO.	Name	F	Min	FG			Rebounds			Fouls		TP	AS	TO	ST	Blocks		+/-
				M-A	M-A	M-A	OR	DR	TOT	PF	FD					BS	BA	
10	Azuolas Tubelis	F	04:59	0-1	0-0	1-2	0	1	1	0	1	1	1	0	0	0	1	3
35	Christian Koloko	C	05:00	1-2	0-0	0-0	0	0	0	1	0	2	1	0	0	1	0	3
0	Benedict Mathurin	G	05:00	0-0	0-0	1-2	0	2	2	0	1	1	0	0	1	1	0	4
4	Dalen Terry	G	00:00	0-0	0-0	0-0	0	0	0	0	0	0	0	0	0	0	0	0
25	Kerr Kriisa	G	04:44	1-2	1-2	2-4	0	0	0	0	2	5	0	0	0	0	0	3
3	Pelle Larsson		05:00	0-0	0-0	0-0	0	1	1	0	0	0	0	0	0	0	0	4
24	Kim Aiken Jr.		00:00	0-0	0-0	0-0	0	0	0	0	0	0	0	0	0	0	0	
5	Justin Kier		00:17	0-0	0-0	4-4	0	1	1	0	2	4	0	0	0	0	0	3
Team							0	0	0		0		1					
<b>Totals</b>				2-5	1-2	8-12	0	5	5	1	6	13	2	1	1	2	1	4

Shooting By Period		
OT FG%	2-5	40.0%
3PT%	1-2	50.0%
FT%	8-12	66.7%
GM FG%	2-5	40.0%
3PT%	1-2	50.0%
FT%	8-12	66.7%

Dead Ball Rebounds: 3, 1

Technical Fouls:Koloko 1<sup>st</sup>OT 0:37

	SHO	ARZ
Biggest lead	0 (1 <sup>st</sup> 20:00)	9 (1 <sup>st</sup> OT 3:04)
Best Scoring Run	5 (1 <sup>st</sup> OT 0:01)	9 (1 <sup>st</sup> OT 3:04)
Lead Changes	1	
Times Tied	0	
Time with Lead	00:00	04:43

Points from	SHO	ARZ
Turnovers	0	1
Paint	0	2
Second Chance	6	0
Fast Breaks	3	5
Bench	3	4

	Period by Period Scoring			
	1st	2nd	OT1	TOT
SHO	33	36	9	78
ARZ	40	29	13	82



**Wichita St. at Arizona**

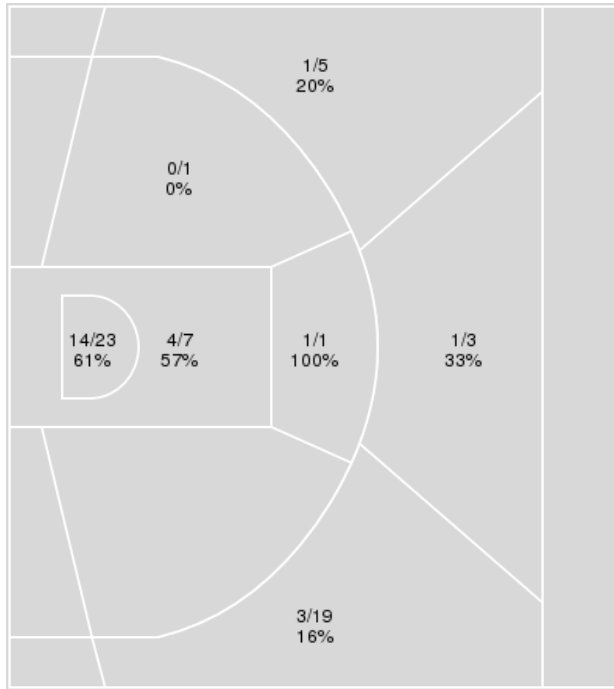
11/19/21 T-Mobile Arena, Las Vegas  
2021-22 Men's Basketball

Officials: DOUG SIRMAN, Darron George, Marques Pettigrew

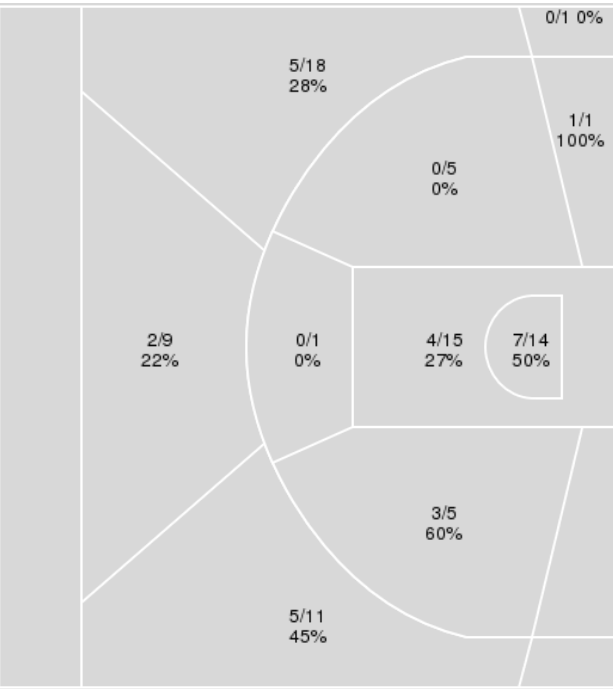
{ Players => 0, 1, 2, 3, 4, 5, 10, 11, 20, 22, 24, 25, 35, 44, 50, 51, 53, 55; } FG Types => All; Results => All;

{ Players => All; } FG Types => All; Results => All;

**Arizona**



**Wichita St.**



Arizona	M/A	%
Field Goals	24/59	41
2 Points	19/32	59
3 Points	5/27	19
Free Throws	29/42	69

Wichita St.	M/A	%
Field Goals	27/80	34
2 Points	15/41	37
3 Points	12/39	31
Free Throws	12/24	50



**Wichita St. at Arizona**

11/19/21 T-Mobile Arena, Las Vegas  
2021-22 Men's Basketball

Officials: DOUG SIRMAN, Darron George, Marques Pettigrew

**Wichita St.**

No	Name	Mins		Score		Points Diff		Points per Min		Assists		Rebounds		Steals		Turnovers	
		On	Off	On	Off	On	Off	On	Off	On	Off	On	Off	On	Off	On	Off
0	Dexter Dennis	24:43	20:17	48 - 42	30 - 40	6	-10	1.94	1.48	8	3	29	14	2	9	7	8
1	Tyson Etienne	42:54	02:06	76 - 77	2 - 5	-1	-3	1.77	0.95	11	0	42	1	11	0	14	1
2	Chaunce Jenkins	01:33	43:27	2 - 5	76 - 77	-3	-1	1.29	1.75	0	11	1	42	0	11	1	14
3	Craig Porter Jr.	25:26	19:34	46 - 43	32 - 39	3	-7	1.81	1.64	7	4	26	17	3	8	7	8
4	Ricky Council IV	22:07	22:53	44 - 46	34 - 36	-2	-2	1.99	1.49	4	7	18	25	8	3	6	9
5	Clarence "Monzy" Jackson	11:47	33:13	15 - 15	63 - 67	0	-4	1.27	1.90	3	8	13	30	5	6	7	8
11	Kenny Pohto	26:11	18:49	57 - 40	21 - 42	17	-21	2.18	1.12	8	3	23	20	10	1	7	8
22	Qua Grant	30:19	14:41	56 - 57	22 - 25	-1	-3	1.85	1.50	7	4	31	12	9	2	11	4
24	Morris Udeze	13:06	31:54	9 - 29	69 - 53	-20	16	0.69	2.16	2	9	10	33	1	10	7	8
32	Joe Pleasant	26:54	18:06	37 - 56	41 - 26	-19	15	1.38	2.27	5	6	22	21	6	5	8	7

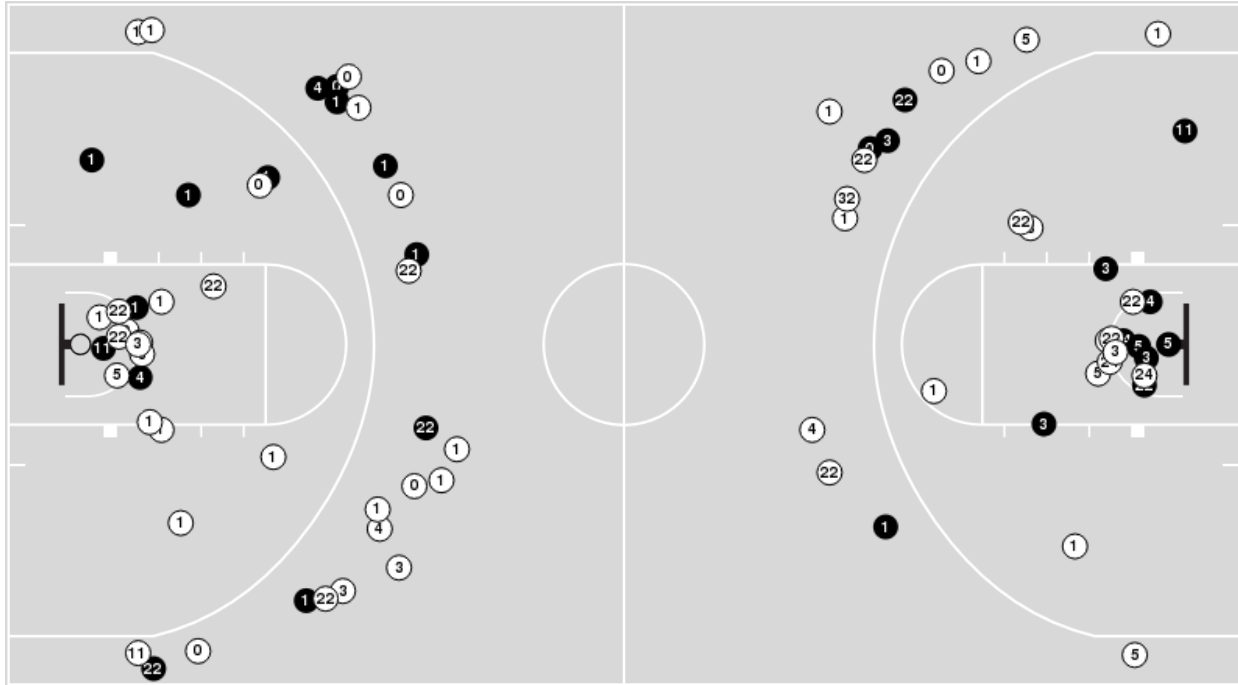
**Arizona**

No	Name	Mins		Score		Points Diff		Points per Min		Assists		Rebounds		Steals		Turnovers	
		On	Off	On	Off	On	Off	On	Off	On	Off	On	Off	On	Off	On	Off
0	Benedict Mathurin	41:03	03:57	72 - 72	10 - 6	0	4	1.75	2.53	14	2	42	5	2	0	20	2
3	Pelle Larsson	25:52	19:08	50 - 48	32 - 30	2	2	1.93	1.67	10	6	31	16	2	0	15	7
4	Dalen Terry	15:58	29:02	27 - 17	55 - 61	10	-6	1.69	1.89	5	11	18	29	0	2	6	16
5	Justin Kier	20:05	24:55	36 - 42	46 - 36	-6	10	1.79	1.85	5	11	18	29	0	2	14	8
10	Azuolas Tubelis	34:43	10:17	66 - 57	16 - 21	9	-5	1.90	1.56	13	3	35	12	2	0	16	6
11	Oumar Ballo	10:20	34:40	22 - 15	60 - 63	7	-3	2.13	1.73	5	11	13	34	0	2	8	14
24	Kim Aiken Jr.	09:31	35:29	13 - 25	69 - 53	-12	16	1.37	1.94	3	13	10	37	0	2	7	15
25	Kerr Kriisa	34:00	11:00	65 - 57	17 - 21	8	-4	1.91	1.55	14	2	34	13	2	0	11	11
35	Christian Koloko	33:28	11:32	59 - 57	23 - 21	2	2	1.76	1.99	11	5	34	13	2	0	13	9

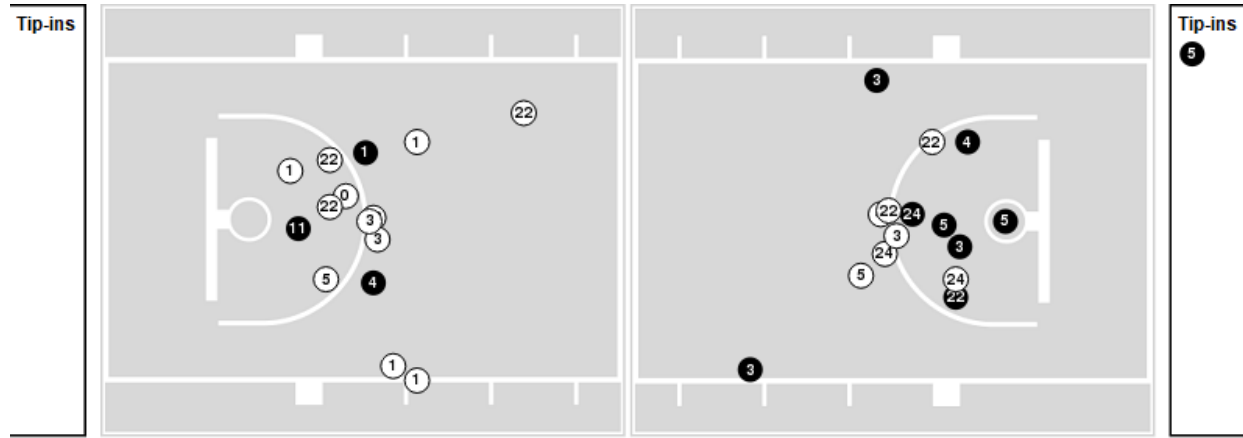


Players => AllFG Types=>AllResults=>All  
**Wichita St.**

**All Field Goals**



**Blow Up Chart**



**N** Made    **O** Missed    **N** - Player Number

Wichita St.	M/A	%
Field Goals	27/80	34
2 Points	15/41	37
3 Points	12/39	31
Free Throws	12/24	50

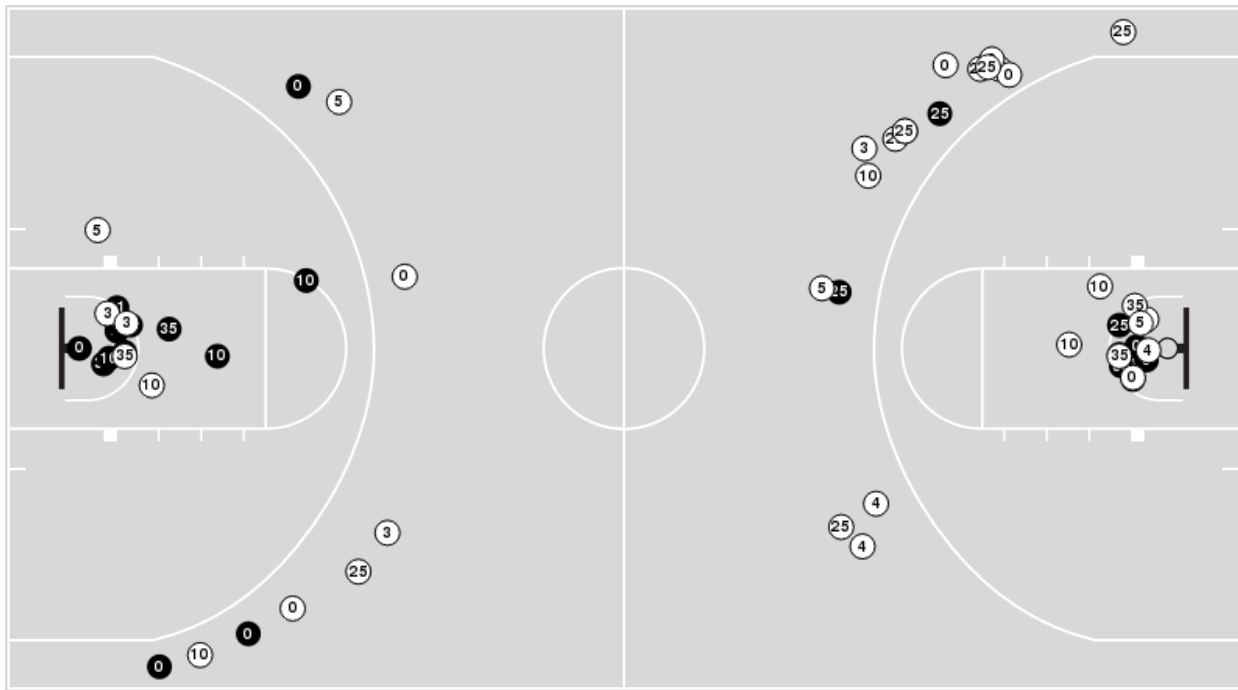
Wichita St.	M/A	%
Points in the Paint	22 (11 / 29)	38
Fast Break Points	10 (7/10)	70
Second Chance Points	19 (9/19)	47
Effective FG%	41	



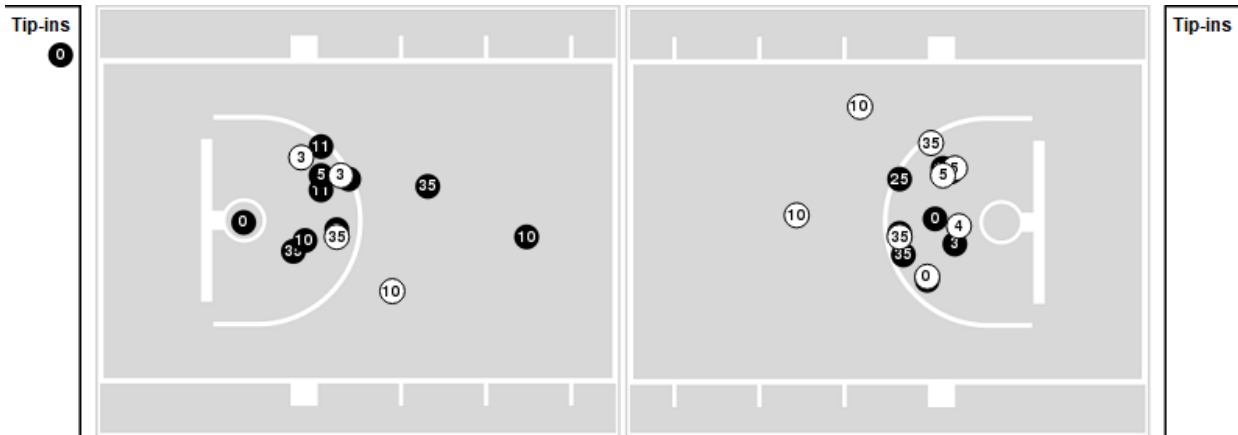
Players => 0, 1, 2, 3, 4, 5, 10, 11, 20, 22, 24, 25, 35, 44, 50, 51, 53, 55 FG Types=>All Results=>All

**Arizona**

**All Field Goals**



**Blow Up Chart**



● Made ○ Missed N - Player Number

Arizona	M/A	%
Field Goals	24/59	41
2 Points	19/32	59
3 Points	5/27	19
Free Throws	29/42	69

Arizona	M/A	%
Points in the Paint	36 (18 / 30)	60
Fast Break Points	17 (15/20)	75
Second Chance Points	15 (9/17)	53
Effective FG%	45	





**Wichita St. at Arizona**

11/19/21 T-Mobile Arena, Las Vegas  
2021-22 Men's Basketball

Officials: DOUG SIRMAN, Darron George, Marques Pettigrew

**Wichita St.**

Lineup	Quarter On	Time On	Quarter Off	Time Off	Time on Court	Score	Score Diff	Reb	Stl	Tov	Ass	PPP
0- Dennis D/ 1- Etienne T/ 3- Porter Jr. C/ 24- Udeze M/ 32- Pleasant J/	1	20:00	1	15:53	04:07	5-7	-2	2	0	2	2	0.8333
0- Dennis D/ 1- Etienne T/ 22- Grant Q/ 24- Udeze M/ 32- Pleasant J/	1	15:53	1	14:43	01:10	0-4	-4	1	0	1	0	0.0000
0- Dennis D/ 1- Etienne T/ 11- Pohto K/ 22- Grant Q/ 32- Pleasant J/	1	14:43	1	14:19	00:24	3-0	3	1	0	0	1	3.0000
1- Etienne T/ 4- Council IV R/ 5- Jackson C/ 11- Pohto K/ 22- Grant Q/	1	14:19	1	11:54	02:25	0-4	-4	1	3	2	0	0.0000
0- Dennis D/ 1- Etienne T/ 4- Council IV R/ 11- Pohto K/ 22- Grant Q/	1	11:54	1	11:17	00:37	3-0	3	1	0	0	1	1.5000
1- Etienne T/ 4- Council IV R/ 11- Pohto K/ 22- Grant Q/ 32- Pleasant J/	1	11:17	1	09:48	01:29	4-4	0	1	1	0	0	1.3333
1- Etienne T/ 3- Porter Jr. C/ 4- Council IV R/ 24- Udeze M/ 32- Pleasant J/	1	09:48	1	08:03	01:45	2-2	0	1	0	1	0	0.6667
2- Jenkins C/ 3- Porter Jr. C/ 4- Council IV R/ 24- Udeze M/ 32- Pleasant J/	1	08:03	1	07:21	00:42	0-3	-3	1	0	0	0	0.0000
2- Jenkins C/ 3- Porter Jr. C/ 22- Grant Q/ 24- Udeze M/ 32- Pleasant J/	1	07:21	1	06:30	00:51	2-2	0	0	0	1	0	0.8621
1- Etienne T/ 4- Council IV R/ 22- Grant Q/ 24- Udeze M/ 32- Pleasant J/	1	06:30	1	06:05	00:25	0-2	-2	0	0	0	0	0.0000
1- Etienne T/ 4- Council IV R/ 5- Jackson C/ 11- Pohto K/ 22- Grant Q/	1	06:05	1	05:13	00:52	1-3	-2	0	0	1	0	0.6944
1- Etienne T/ 3- Porter Jr. C/ 5- Jackson C/ 11- Pohto K/ 22- Grant Q/	1	05:13	1	01:40	03:33	8-5	3	6	1	2	2	0.8889
1- Etienne T/ 3- Porter Jr. C/ 11- Pohto K/ 22- Grant Q/ 32- Pleasant J/	1	01:40	2	20:00	01:40	5-4	1	0	0	0	0	1.6667
0- Dennis D/ 1- Etienne T/ 3- Porter Jr. C/ 24- Udeze M/ 32- Pleasant J/	2	20:00	2	17:07	02:53	0-6	-6	4	1	1	0	0.0000
3- Porter Jr. C/ 4- Council IV R/ 5- Jackson C/ 22- Grant Q/ 24- Udeze M/	2	17:07	2	16:52	00:15	0-0	0	0	0	0	0	0.0000
3- Porter Jr. C/ 4- Council IV R/ 5- Jackson C/ 11- Pohto K/ 22- Grant Q/	2	16:52	2	16:38	00:14	0-0	0	0	0	0	0	0.0000
3- Porter Jr. C/ 4- Council IV R/ 11- Pohto K/ 22- Grant Q/ 24- Udeze M/	2	16:38	2	16:34	00:04	0-0	0	0	0	0	0	0.0000
1- Etienne T/ 4- Council IV R/ 11- Pohto K/ 22- Grant Q/ 24- Udeze M/	2	16:34	2	16:03	00:31	0-2	-2	0	0	1	0	0.0000
1- Etienne T/ 4- Council IV R/ 11- Pohto K/ 22- Grant Q/ 32- Pleasant J/	2	16:03	2	12:50	03:13	5-4	1	3	3	0	1	0.8503
0- Dennis D/ 1- Etienne T/ 4- Council IV R/ 11- Pohto K/ 22- Grant Q/	2	12:50	2	12:04	00:46	2-2	0	0	0	0	0	1.0000
0- Dennis D/ 1- Etienne T/ 3- Porter Jr. C/ 4- Council IV R/ 11- Pohto K/	2	12:04	2	09:08	02:56	12-2	10	3	0	0	2	2.5210
1- Etienne T/ 3- Porter Jr. C/ 4- Council IV R/ 11- Pohto K/ 32- Pleasant J/	2	09:08	2	06:50	02:18	3-5	-2	1	1	0	0	0.6757
0- Dennis D/ 1- Etienne T/ 5- Jackson C/ 22- Grant Q/ 24- Udeze M/	2	06:50	2	06:27	00:23	0-1	-1	1	0	0	0	0.0000
0- Dennis D/ 1- Etienne T/ 5- Jackson C/ 22- Grant Q/ 32- Pleasant J/	2	06:27	2	05:33	00:54	0-1	-1	1	0	1	0	0.0000
0- Dennis D/ 1- Etienne T/ 5- Jackson C/ 11- Pohto K/ 22- Grant Q/	2	05:33	2	02:22	03:11	6-1	5	4	1	1	1	1.1029
0- Dennis D/ 1- Etienne T/ 4- Council IV R/ 11- Pohto K/ 22- Grant Q/	2	02:22	2	00:24	01:58	5-4	1	2	0	0	0	1.1905
0- Dennis D/ 1- Etienne T/ 4- Council IV R/ 22- Grant Q/ 32- Pleasant J/	2	00:24	OT1	04:08	01:16	3-7	-4	1	0	1	0	1.5000
0- Dennis D/ 1- Etienne T/ 3- Porter Jr. C/ 22- Grant Q/ 32- Pleasant J/	OT1	04:08	OT1	00:21	03:47	5-5	0	5	0	0	1	0.6345
0- Dennis D/ 1- Etienne T/ 3- Porter Jr. C/ 4- Council IV R/ 22- Grant Q/	OT1	00:21	OT1	00:00	00:21	4-2	2	3	0	0	0	2.7778



Wichita St. at Arizona

11/19/21 T-Mobile Arena, Las Vegas  
2021-22 Men's Basketball

Officials: DOUG SIRMAN, Darron George, Marques Pettigrew

Arizona

Lineup	Quarter On	Time On	Quarter Off	Time Off	Time on Court	Score	Score Diff	Reb	Stl	Tov	Ass	PPP
0- Mathurin B/ 4- Terry D/ 10- Tubelis A/ 25- Kriisa K/ 35- Koloko C/	1	20:00	1	15:53	04:07	7-5	2	2	0	0	3	1.1667
0- Mathurin B/ 3- Larsson P/ 10- Tubelis A/ 25- Kriisa K/ 35- Koloko C/	1	15:53	1	14:43	01:10	4-0	4	1	1	0	0	1.3889
0- Mathurin B/ 3- Larsson P/ 5- Kier J/ 10- Tubelis A/ 11- Ballo O/	1	14:43	1	14:19	00:24	0-3	-3	0	0	1	0	0.0000
0- Mathurin B/ 3- Larsson P/ 5- Kier J/ 11- Ballo O/ 24- Aiken Jr. K/	1	14:19	1	13:11	01:08	0-0	0	2	0	2	0	0.0000
3- Larsson P/ 4- Terry D/ 5- Kier J/ 11- Ballo O/ 24- Aiken Jr. K/	1	13:11	1	11:53	01:18	4-0	4	2	0	1	1	1.3333
0- Mathurin B/ 3- Larsson P/ 5- Kier J/ 11- Ballo O/ 24- Aiken Jr. K/	1	11:53	1	11:17	00:36	0-3	-3	1	0	0	0	0.0000
0- Mathurin B/ 3- Larsson P/ 5- Kier J/ 24- Aiken Jr. K/ 35- Koloko C/	1	11:17	1	10:32	00:45	2-0	2	2	0	1	0	1.0000
0- Mathurin B/ 3- Larsson P/ 24- Aiken Jr. K/ 25- Kriisa K/ 35- Koloko C/	1	10:32	1	09:48	00:44	2-4	-2	0	0	0	1	2.0000
0- Mathurin B/ 5- Kier J/ 10- Tubelis A/ 25- Kriisa K/ 35- Koloko C/	1	09:48	1	07:21	02:27	5-2	3	1	0	1	2	1.2500
0- Mathurin B/ 3- Larsson P/ 10- Tubelis A/ 25- Kriisa K/ 35- Koloko C/	1	07:21	1	06:57	00:24	0-2	-2	0	0	1	0	0.0000
0- Mathurin B/ 3- Larsson P/ 10- Tubelis A/ 11- Ballo O/ 25- Kriisa K/	1	06:57	1	06:05	00:52	4-0	4	1	0	0	2	2.0000
0- Mathurin B/ 3- Larsson P/ 5- Kier J/ 10- Tubelis A/ 11- Ballo O/	1	06:05	1	04:40	01:25	6-1	5	3	0	1	1	1.5464
0- Mathurin B/ 3- Larsson P/ 5- Kier J/ 10- Tubelis A/ 24- Aiken Jr. K/	1	04:40	1	03:28	01:12	0-6	-6	0	0	1	0	0.0000
0- Mathurin B/ 3- Larsson P/ 5- Kier J/ 10- Tubelis A/ 35- Koloko C/	1	03:28	1	02:51	00:37	0-2	-2	0	0	2	0	0.0000
0- Mathurin B/ 5- Kier J/ 10- Tubelis A/ 25- Kriisa K/ 35- Koloko C/	1	02:51	1	01:03	01:48	5-2	3	0	0	0	0	2.2727
0- Mathurin B/ 5- Kier J/ 24- Aiken Jr. K/ 25- Kriisa K/ 35- Koloko C/	1	01:03	1	00:35	00:28	1-3	-2	0	0	1	0	0.6944
0- Mathurin B/ 3- Larsson P/ 5- Kier J/ 24- Aiken Jr. K/ 35- Koloko C/	1	00:35	2	20:00	00:35	0-0	0	1	0	0	0	0.0000
0- Mathurin B/ 4- Terry D/ 10- Tubelis A/ 25- Kriisa K/ 35- Koloko C/	2	20:00	2	17:34	02:26	4-0	4	6	0	2	0	0.8000
0- Mathurin B/ 3- Larsson P/ 10- Tubelis A/ 25- Kriisa K/ 35- Koloko C/	2	17:34	2	14:23	03:11	4-2	2	5	0	2	1	0.5814
3- Larsson P/ 5- Kier J/ 10- Tubelis A/ 11- Ballo O/ 25- Kriisa K/	2	14:23	2	14:05	00:18	2-0	2	1	0	0	0	2.2727
3- Larsson P/ 5- Kier J/ 11- Ballo O/ 24- Aiken Jr. K/ 25- Kriisa K/	2	14:05	2	11:44	02:21	4-6	-2	2	0	1	1	1.0000
0- Mathurin B/ 5- Kier J/ 10- Tubelis A/ 25- Kriisa K/ 35- Koloko C/	2	11:44	2	10:02	01:42	0-8	-8	1	0	0	0	0.0000
0- Mathurin B/ 4- Terry D/ 10- Tubelis A/ 25- Kriisa K/ 35- Koloko C/	2	10:02	2	06:50	03:12	7-6	1	5	0	1	1	0.9563
0- Mathurin B/ 4- Terry D/ 5- Kier J/ 10- Tubelis A/ 11- Ballo O/	2	06:50	2	04:52	01:58	2-2	0	1	0	2	0	0.5319
0- Mathurin B/ 4- Terry D/ 10- Tubelis A/ 25- Kriisa K/ 35- Koloko C/	2	04:52	2	03:52	01:00	1-2	-1	0	0	0	0	0.6944
0- Mathurin B/ 3- Larsson P/ 4- Terry D/ 25- Kriisa K/ 35- Koloko C/	2	03:52	2	02:42	01:10	0-2	-2	1	0	0	0	0.0000
0- Mathurin B/ 3- Larsson P/ 10- Tubelis A/ 25- Kriisa K/ 35- Koloko C/	2	02:42	2	01:26	01:16	0-4	-4	2	0	1	0	0.0000
0- Mathurin B/ 3- Larsson P/ 4- Terry D/ 25- Kriisa K/ 35- Koloko C/	2	01:26	2	01:01	00:25	1-0	1	1	0	0	0	2.2727
0- Mathurin B/ 3- Larsson P/ 4- Terry D/ 5- Kier J/ 35- Koloko C/	2	01:01	2	00:39	00:22	1-0	1	0	0	0	0	2.2727
0- Mathurin B/ 3- Larsson P/ 5- Kier J/ 25- Kriisa K/ 35- Koloko C/	2	00:39	2	00:39	00:00	0-0	0	0	0	0	0	0.0000
0- Mathurin B/ 3- Larsson P/ 10- Tubelis A/ 25- Kriisa K/ 35- Koloko C/	2	00:39	2	00:24	00:15	3-1	2	1	0	0	1	2.0833
0- Mathurin B/ 3- Larsson P/ 5- Kier J/ 24- Aiken Jr. K/ 35- Koloko C/	2	00:24	OT1	05:00	00:24	0-3	-3	0	0	0	0	0.0000
0- Mathurin B/ 3- Larsson P/ 10- Tubelis A/ 25- Kriisa K/ 35- Koloko C/	OT1	05:00	OT1	00:37	04:23	9-4	5	4	1	1	2	1.0417
0- Mathurin B/ 3- Larsson P/ 5- Kier J/ 10- Tubelis A/ 35- Koloko C/	OT1	00:37	OT1	00:21	00:16	2-1	1	1	0	0	0	2.2727
0- Mathurin B/ 3- Larsson P/ 10- Tubelis A/ 25- Kriisa K/ 35- Koloko C/	OT1	00:21	OT1	00:01	00:20	0-4	-4	0	0	0	0	0.0000
0- Mathurin B/ 3- Larsson P/ 5- Kier J/ 10- Tubelis A/ 25- Kriisa K/	OT1	00:01	OT1	00:01	00:00	1-0	1	0	0	0	0	2.2727
3- Larsson P/ 5- Kier J/ 10- Tubelis A/ 25- Kriisa K/ 35- Koloko C/	OT1	00:01	OT1	00:01	00:00	0-0	0	0	0	0	0	0.0000
0- Mathurin B/ 3- Larsson P/ 5- Kier J/ 25- Kriisa K/ 35- Koloko C/	OT1	00:01	OT1	00:00	00:01	1-0	1	0	0	0	0	2.2727



**Wichita St. at Arizona**

11/19/21 T-Mobile Arena, Las Vegas  
2021-22 Men's Basketball

Officials: DOUG SIRMAN, Darron George, Marques Pettigrew

**Wichita St.**

Lineup	Time	Score	Score Diff	Pts/Min	Reb	Stl	Tov	Ass	PPP
0- Dennis D/ 1- Etienne T/ 3- Porter Jr. C/ 24- Udeze M/ 32- Pleasant J/	07:00	5-13	-8	0.7143	6	1	3	2	0.4209
1- Etienne T/ 4- Council IV R/ 11- Pohto K/ 22- Grant Q/ 32- Pleasant J/	04:42	9-8	1	1.9149	4	4	0	1	1.0135
0- Dennis D/ 1- Etienne T/ 3- Porter Jr. C/ 22- Grant Q/ 32- Pleasant J/	03:47	5-5	0	1.3216	5	0	0	1	0.6345
1- Etienne T/ 3- Porter Jr. C/ 5- Jackson C/ 11- Pohto K/ 22- Grant Q/	03:33	8-5	3	2.2535	6	1	2	2	0.8889
0- Dennis D/ 1- Etienne T/ 4- Council IV R/ 11- Pohto K/ 22- Grant Q/	03:21	10-6	4	2.9851	3	0	0	1	1.2195
1- Etienne T/ 4- Council IV R/ 5- Jackson C/ 11- Pohto K/ 22- Grant Q/	03:17	1-7	-6	0.3046	1	3	3	0	0.1553
0- Dennis D/ 1- Etienne T/ 5- Jackson C/ 11- Pohto K/ 22- Grant Q/	03:11	6-1	5	1.8848	4	1	1	1	1.1029
0- Dennis D/ 1- Etienne T/ 3- Porter Jr. C/ 4- Council IV R/ 11- Pohto K/	02:56	12-2	10	4.0909	3	0	0	2	2.5210
1- Etienne T/ 3- Porter Jr. C/ 4- Council IV R/ 11- Pohto K/ 32- Pleasant J/	02:18	3-5	-2	1.3043	1	1	0	0	0.6757
1- Etienne T/ 3- Porter Jr. C/ 4- Council IV R/ 24- Udeze M/ 32- Pleasant J/	01:45	2-2	0	1.1429	1	0	1	0	0.6667
1- Etienne T/ 3- Porter Jr. C/ 11- Pohto K/ 22- Grant Q/ 32- Pleasant J/	01:40	5-4	1	3.0000	0	0	0	0	1.6667
0- Dennis D/ 1- Etienne T/ 4- Council IV R/ 22- Grant Q/ 32- Pleasant J/	01:16	3-7	-4	2.3684	1	0	1	0	1.5000
0- Dennis D/ 1- Etienne T/ 22- Grant Q/ 24- Udeze M/ 32- Pleasant J/	01:10	0-4	-4	0.0000	1	0	1	0	0.0000
0- Dennis D/ 1- Etienne T/ 5- Jackson C/ 22- Grant Q/ 32- Pleasant J/	00:54	0-1	-1	0.0000	1	0	1	0	0.0000
2- Jenkins C/ 3- Porter Jr. C/ 22- Grant Q/ 24- Udeze M/ 32- Pleasant J/	00:51	2-2	0	2.3529	0	0	1	0	0.8621
2- Jenkins C/ 3- Porter Jr. C/ 4- Council IV R/ 24- Udeze M/ 32- Pleasant J/	00:42	0-3	-3	0.0000	1	0	0	0	0.0000
1- Etienne T/ 4- Council IV R/ 11- Pohto K/ 22- Grant Q/ 24- Udeze M/	00:31	0-2	-2	0.0000	0	0	1	0	0.0000
1- Etienne T/ 4- Council IV R/ 22- Grant Q/ 24- Udeze M/ 32- Pleasant J/	00:25	0-2	-2	0.0000	0	0	0	0	0.0000
0- Dennis D/ 1- Etienne T/ 11- Pohto K/ 22- Grant Q/ 32- Pleasant J/	00:24	3-0	3	7.5000	1	0	0	1	3.0000
0- Dennis D/ 1- Etienne T/ 5- Jackson C/ 22- Grant Q/ 24- Udeze M/	00:23	0-1	-1	0.0000	1	0	0	0	0.0000
0- Dennis D/ 1- Etienne T/ 3- Porter Jr. C/ 4- Council IV R/ 22- Grant Q/	00:21	4-2	2	11.4286	3	0	0	0	2.7778
3- Porter Jr. C/ 4- Council IV R/ 5- Jackson C/ 22- Grant Q/ 24- Udeze M/	00:15	0-0	0	0.0000	0	0	0	0	0.0000
3- Porter Jr. C/ 4- Council IV R/ 5- Jackson C/ 11- Pohto K/ 22- Grant Q/	00:14	0-0	0	0.0000	0	0	0	0	0.0000
3- Porter Jr. C/ 4- Council IV R/ 11- Pohto K/ 22- Grant Q/ 24- Udeze M/	00:04	0-0	0	0.0000	0	0	0	0	0.0000



**Wichita St. at Arizona**

11/19/21 T-Mobile Arena, Las Vegas  
2021-22 Men's Basketball

Officials: DOUG SIRMAN, Darron George, Marques Pettigrew

**Arizona**

Lineup	Time	Score	Score Diff	Pts/Min	Reb	Stl	Tov	Ass	PPP
0- Mathurin B/ 3- Larsson P/ 10- Tubelis A/ 25- Kriisa K/ 35- Koloko C/	10:59	20-17	3	1.8209	13	2	5	4	0.8130
0- Mathurin B/ 4- Terry D/ 10- Tubelis A/ 25- Kriisa K/ 35- Koloko C/	10:45	19-13	6	1.7674	13	0	3	4	0.9615
0- Mathurin B/ 5- Kier J/ 10- Tubelis A/ 25- Kriisa K/ 35- Koloko C/	05:57	10-12	-2	1.6807	2	0	1	2	1.2376
3- Larsson P/ 5- Kier J/ 11- Ballo O/ 24- Aiken Jr. K/ 25- Kriisa K/	02:21	4-6	-2	1.7021	2	0	1	1	1.0000
0- Mathurin B/ 4- Terry D/ 5- Kier J/ 10- Tubelis A/ 11- Ballo O/	01:58	2-2	0	1.0169	1	0	2	0	0.5319
0- Mathurin B/ 3- Larsson P/ 5- Kier J/ 10- Tubelis A/ 11- Ballo O/	01:49	6-4	2	3.3028	3	0	2	1	1.2295
0- Mathurin B/ 3- Larsson P/ 5- Kier J/ 11- Ballo O/ 24- Aiken Jr. K/	01:44	0-3	-3	0.0000	3	0	2	0	0.0000
0- Mathurin B/ 3- Larsson P/ 5- Kier J/ 24- Aiken Jr. K/ 35- Koloko C/	01:44	2-3	-1	1.1538	3	0	1	0	0.6667
0- Mathurin B/ 3- Larsson P/ 4- Terry D/ 25- Kriisa K/ 35- Koloko C/	01:35	1-2	-1	0.6316	2	0	0	0	0.3472
3- Larsson P/ 4- Terry D/ 5- Kier J/ 11- Ballo O/ 24- Aiken Jr. K/	01:18	4-0	4	3.0769	2	0	1	1	1.3333
0- Mathurin B/ 3- Larsson P/ 5- Kier J/ 10- Tubelis A/ 24- Aiken Jr. K/	01:12	0-6	-6	0.0000	0	0	1	0	0.0000
0- Mathurin B/ 3- Larsson P/ 5- Kier J/ 10- Tubelis A/ 35- Koloko C/	00:53	2-3	-1	2.2642	1	0	2	0	0.6944
0- Mathurin B/ 3- Larsson P/ 10- Tubelis A/ 11- Ballo O/ 25- Kriisa K/	00:52	4-0	4	4.6154	1	0	0	2	2.0000
0- Mathurin B/ 3- Larsson P/ 24- Aiken Jr. K/ 25- Kriisa K/ 35- Koloko C/	00:44	2-4	-2	2.7273	0	0	0	1	2.0000
0- Mathurin B/ 5- Kier J/ 24- Aiken Jr. K/ 25- Kriisa K/ 35- Koloko C/	00:28	1-3	-2	2.1429	0	0	1	0	0.6944
0- Mathurin B/ 3- Larsson P/ 4- Terry D/ 5- Kier J/ 35- Koloko C/	00:22	1-0	1	2.7273	0	0	0	0	2.2727
3- Larsson P/ 5- Kier J/ 10- Tubelis A/ 11- Ballo O/ 25- Kriisa K/	00:18	2-0	2	6.6667	1	0	0	0	2.2727
0- Mathurin B/ 3- Larsson P/ 5- Kier J/ 25- Kriisa K/ 35- Koloko C/	00:01	1-0	1	60.0000	0	0	0	0	2.2727
0- Mathurin B/ 3- Larsson P/ 5- Kier J/ 10- Tubelis A/ 25- Kriisa K/	00:00	1-0	1	∞	0	0	0	0	2.2727
3- Larsson P/ 5- Kier J/ 10- Tubelis A/ 25- Kriisa K/ 35- Koloko C/	00:00	0-0	0	NaN	0	0	0	0	0.0000