



**Officials:** Gregory Nixon, Frank Harvey III, Daryl Gelinias

Arizona - 66

Record: 15-6 (5-3)

NO.	Name	F	Min	FG			3P			FT			Rebounds			Fouls		TP	AS	TO	ST	Blocks		+/-
				M-A	M-A	M-A	OR	DR	TOT	PF	FD	OR	DR	TOT	BS	BA								
13	Stone Gettings	F	25:02	8-13	2-3	1-3	5	7	12	2	4	19	0	1	0	1	1	9						
22	Zeke Nnaji	F	27:56	4-10	0-0	2-5	2	8	10	3	5	10	0	0	1	2	0	14						
0	Josh Green	G	27:10	4-11	1-3	0-0	2	0	2	2	1	9	2	0	1	0	1	11						
1	Nico Mannion	G	33:22	5-14	1-4	3-4	0	4	4	1	2	14	4	2	2	0	1	22						
3	Dylan Smith	G	26:46	2-6	0-4	2-2	0	4	4	1	2	6	1	1	0	0	0	6						
10	Jemarl Baker Jr.		23:14	2-6	0-2	0-0	1	5	6	4	2	4	2	0	1	0	0	16						
11	Ira Lee		14:25	1-2	0-0	0-0	0	0	0	1	0	2	0	2	1	1	0	-3						
5	Max Hazzard		14:33	0-3	0-2	0-0	0	1	1	1	0	0	0	0	1	0	0	1						
35	Christian Koloko		07:32	1-3	0-0	0-0	2	2	4	1	0	2	0	0	1	0	0	9						
Team							3	3	6			0			0									
<b>Totals</b>				27-68	4-18	8-14	15	34	49	16	16	66	9	6	8	4	3	17						

Shooting By Period		
1 <sup>st</sup> FG%	15-36	41.7%
3PT%	1-8	12.5%
FT%	1-2	50%
2 <sup>nd</sup> FG%	12-32	37.5%
3PT%	3-10	30.0%
FT%	7-12	58.3%
GM FG%	27-68	39.7%
3PT%	4-18	22.2%
FT%	8-14	57.1%

Dead Ball Rebounds: 0, 1

Technical Fouls::NONE

Washington St. - 49

Record: 13-10 (4-6)

NO.	Name	F	Min	FG			3P			FT			Rebounds			Fouls		TP	AS	TO	ST	Blocks		+/-
				M-A	M-A	M-A	OR	DR	TOT	PF	FD	OR	DR	TOT	BS	BA								
13	Jeff Pollard	F	24:17	3-6	0-0	0-1	1	3	4	2	1	6	0	0	0	0	1	-11						
1	Jervae Robinson	G	23:14	0-1	0-1	0-0	0	4	4	0	1	0	2	0	0	1	0	-16						
2	CJ Elleby	G	29:44	2-12	1-4	2-2	0	4	4	4	4	7	1	2	1	1	-12							
10	Isaac Bonton	G	29:56	7-16	1-5	0-0	0	0	0	3	2	15	4	5	0	2	-9							
24	Noah Williams	G	25:46	3-6	0-2	2-5	0	7	7	3	4	8	1	2	0	1	-6							
11	DJ Rodman		17:50	0-3	0-2	0-0	0	3	3	1	1	0	0	0	0	0	-10							
15	Volodymyr Markovetsky		15:43	2-3	0-0	0-0	1	3	4	2	0	4	0	0	0	0	-6							
4	Aljaz Kunc		13:48	0-1	0-1	1-2	0	3	3	0	1	1	0	0	0	0	-4							
22	Ryan Rapp		07:53	1-2	0-1	0-0	1	0	1	0	0	2	0	0	0	0	-8							
5	Marvin Cannon		09:50	1-2	0-0	1-3	1	4	5	1	2	3	0	0	0	0	-2							
3	Daron Henson		01:59	1-2	1-2	0-0	0	0	0	0	0	3	0	0	0	0	-1							
Team							1	0	1			0			0									
<b>Totals</b>				20-54	3-18	6-13	5	31	36	16	16	49	8	9	1	3	4	-17						

Shooting By Period		
1 <sup>st</sup> FG%	10-30	33.3%
3PT%	1-11	9.1%
FT%	2-2	100%
2 <sup>nd</sup> FG%	10-24	41.7%
3PT%	2-7	28.6%
FT%	4-11	36.4%
GM FG%	20-54	37.0%
3PT%	3-18	16.7%
FT%	6-13	46.2%

Dead Ball Rebounds: 1, 1

Technical Fouls::NONE

	UA	W
Biggest lead	20 (2 <sup>nd</sup> 10:33)	7 (1 <sup>st</sup> 12:48)
Best Scoring Run	14 (1 <sup>st</sup> 5:45)	9 (1 <sup>st</sup> 12:48)
Lead Changes	3	
Times Tied	2	
Time with Lead	28:29	06:46

Points from	UA	W
Turnovers	14	6
Paint	38	26
Second Chance	11	3
Fast Breaks	13	7
Bench	8	13

	Period by Period Scoring		
	1st	2nd	TOT
UA	32	34	66
W	23	26	49



**Period 1**

**Quarter Starters:**

<b>W</b>	1 Robinson J	2 Elleby C	10 Bonton I	13 Pollard J	24 Williams N
<b>UA</b>	0 Green J	1 Mannion N	3 Smith D	13 Gettings S	22 Nnaji Z

Game Time	W	Score	Diff	UA
20:00	2 ELLEBY C jumpball lost			22 NNAJI Z jumpball won
19:44				1 MANNION N 2pt FG outside the paint, jump shot missed
19:39	1 ROBINSON J defensive rebound (1)			
19:21	10 BONTON I 3pt FG , jump shot missed			
19:18				13 GETTINGS S defensive rebound (1)
19:16	24 WILLIAMS N foul personal (1 - 1)			0 GREEN J foul drawn (1)
19:09				22 NNAJI Z 2pt FG outside the paint, jump shot missed
19:06	13 POLLARD J defensive rebound (1)			
18:49	2 ELLEBY C 3pt FG , jump shot missed			
18:46				3 SMITH D defensive rebound (1)
18:28				0 GREEN J 2pt FG in the paint, layup missed
18:25	24 WILLIAMS N defensive rebound (1)			
18:18	13 POLLARD J 2pt FG in the paint, layup blocked			
18:18				22 NNAJI Z block (1)
18:14				1 MANNION N defensive rebound (1)
18:07	13 POLLARD J foul personal (1 - 2)			22 NNAJI Z foul drawn (1)
17:58				3 SMITH D 3pt FG , jump shot missed
17:55	13 POLLARD J defensive rebound (2)			
17:41	2 ELLEBY C foul drawn (1)			13 GETTINGS S foul shooting (1 - 1)
17:41	2 ELLEBY C free throw 1 - 2 made (1)	1-0	1	
17:41	2 ELLEBY C free throw 2 - 2 made (2)	2-0	2	
17:29				1 MANNION N 2pt FG outside the paint, jump shot missed
17:25				22 NNAJI Z offensive rebound (1)
17:24		2-2	0	13 GETTINGS S 2pt FG in the paint, layup made (2)
17:24				1 MANNION N assist (1)
17:24	24 WILLIAMS N 3pt FG , jump shot missed			
17:24				1 MANNION N defensive rebound (2)
17:24				0 GREEN J 3pt FG , jump shot missed
17:23				13 GETTINGS S offensive rebound (2)
16:43	2 ELLEBY C foul personal (1 - 3)			13 GETTINGS S foul drawn (1)
16:31		2-4	-2	13 GETTINGS S 2pt FG in the paint, layup made (4)
16:31	13 POLLARD J 2pt FG in the paint, layup made (2)	4-4	0	
16:31	10 BONTON I assist (1)			
16:27				1 MANNION N 2pt FG outside the paint, jump shot blocked
16:27	1 ROBINSON J block (1)			
16:17				13 GETTINGS S offensive rebound (3)
16:16				13 GETTINGS S 2pt FG outside the paint, jump shot missed
16:12	1 ROBINSON J defensive rebound (2)			
15:42	10 BONTON I foul drawn (1)			0 GREEN J foul personal (1 - 2)
15:42	Timeout media			
15:42	15 MARKOVETSKYY V substitution in			
15:42	13 POLLARD J substitution out			
15:42	24 WILLIAMS N substitution out			



**Arizona at Washington St.**

02/02/20 Beasley Coliseum, Pullman  
2019-20 Men's Basketball

**Game Time:** 1:00 AM  
**Game Duration:** 1:49  
**Attendance:** 4,032

**Officials:** Gregory Nixon, Frank Harvey III, Daryl Gelinias

Game Time	W	Score	Diff	UA
15:42	11 RODMAN D substitution in			
15:42				0 GREEN J substitution out
15:42				13 GETTINGS S substitution out
15:42				10 BAKER JR. J substitution in
15:42				11 LEE I substitution in
15:42	5 CANNON M substitution out			
15:42	15 MARKOVETSKYY V substitution in			
15:29	10 BONTON I foul drawn (2)			11 LEE I foul personal (1 - 3)
15:15	11 RODMAN D 3pt FG , jump shot missed			
15:13				22 NNAJI Z defensive rebound (2)
15:06	11 RODMAN D foul personal (1 - 4)			10 BAKER JR. J foul drawn (1)
14:58		<b>4-6</b>	<b>-2</b>	3 SMITH D 2pt FG in the paint, layup made (2)
14:35	2 ELLEBY C 3pt FG , jump shot made (5)	<b>7-6</b>	<b>1</b>	
14:17				11 LEE I turnover bad pass (1)
14:01	2 ELLEBY C 2pt FG outside the paint, jump shot made (7)	<b>9-6</b>	<b>3</b>	
13:45	15 MARKOVETSKYY V foul personal (1 - 5)			22 NNAJI Z foul drawn (2)
13:45	1 ROBINSON J substitution out			
13:45	24 WILLIAMS N substitution in			
13:44				5 HAZZARD M 2pt FG outside the paint, jump shot missed
13:40	15 MARKOVETSKYY V defensive rebound (1)			
13:26				1 MANNION N substitution out
13:26				3 SMITH D substitution out
13:26				22 NNAJI Z substitution out
13:26				0 GREEN J substitution in
13:26				5 HAZZARD M substitution in
13:26				13 GETTINGS S substitution in
13:25	15 MARKOVETSKYY V 2pt FG in the paint, layup made (2)	<b>11-6</b>	<b>5</b>	
13:25	10 BONTON I assist (2)			
12:56				0 GREEN J 2pt FG in the paint, layup blocked
12:56	24 WILLIAMS N block (1)			
12:56	24 WILLIAMS N defensive rebound (2)			
12:48	24 WILLIAMS N 2pt FG fast break in the paint, jump shot made (2)	<b>13-6</b>	<b>7</b>	
12:25		<b>13-8</b>	<b>5</b>	10 BAKER JR. J 2pt FG outside the paint, jump shot made (2)
12:07	10 BONTON I 2pt FG in the paint, layup made (2)	<b>15-8</b>	<b>7</b>	
11:41	2 ELLEBY C steal (1)			13 GETTINGS S turnover lost ball (1)
11:41	Timeout media			
11:41	2 ELLEBY C substitution out			
11:41	11 RODMAN D substitution out			
11:41	15 MARKOVETSKYY V substitution out			
11:41	1 ROBINSON J substitution in			
11:41	4 KUNC A substitution in			
11:41	13 POLLARD J substitution in			
11:41				0 GREEN J substitution out
11:41				11 LEE I substitution out
11:41				1 MANNION N substitution in
11:41				22 NNAJI Z substitution in
11:19	13 POLLARD J 2pt FG in the paint, layup missed			
11:18				defensive rebound (9)



**Arizona at Washington St.**

02/02/20 Beasley Coliseum, Pullman  
2019-20 Men's Basketball

**Game Time:** 1:00 AM  
**Game Duration:** 1:49  
**Attendance:** 4,032

**Officials:** Gregory Nixon, Frank Harvey III, Daryl Gelinias

Game Time	W	Score	Diff	UA
10:56				22 NNAJI Z 2pt FG in the paint, layup missed
10:52	24 WILLIAMS N defensive rebound (3)			
10:48	4 KUNC A 3pt FG , jump shot missed			
10:45				10 BAKER JR. J defensive rebound (1)
10:39				10 BAKER JR. J 2pt FG outside the paint, jump shot missed
10:36				13 GETTINGS S offensive rebound (4)
10:05	24 WILLIAMS N 2pt FG outside the paint, jump shot missed			
10:02				13 GETTINGS S defensive rebound (5)
09:58				10 BAKER JR. J 3pt FG , jump shot missed
09:55				22 NNAJI Z offensive rebound (3)
09:54		<b>15-10</b>	<b>5</b>	22 NNAJI Z 2pt FG in the paint, layup made (2)
09:37	1 ROBINSON J 3pt FG , jump shot missed			
09:33				22 NNAJI Z defensive rebound (4)
09:28				1 MANNION N turnover bad pass (1)
09:16	4 KUNC A substitution out			
09:16	2 ELLEBY C substitution in			
09:06	10 BONTON I substitution out			
09:06	11 RODMAN D substitution in			
09:06	2 ELLEBY C 2pt FG in the paint, layup missed			
09:06				13 GETTINGS S defensive rebound (6)
09:06	24 WILLIAMS N foul personal (2 - 6)			13 GETTINGS S foul drawn (2)
09:06	24 WILLIAMS N substitution out			
09:06	10 BONTON I substitution in			
08:53				13 GETTINGS S 2pt FG in the paint, layup blocked
08:53	2 ELLEBY C block (1)			
08:45				13 GETTINGS S offensive rebound (7)
08:44		<b>15-12</b>	<b>3</b>	13 GETTINGS S 2pt FG in the paint, layup made (6)
08:40	2 ELLEBY C turnover lost ball (1)			10 BAKER JR. J steal (1)
08:36		<b>15-14</b>	<b>1</b>	1 MANNION N 2pt FG fast break in the paint, layup made (2)
08:15	11 RODMAN D 2pt FG in the paint, layup missed			
08:13				13 GETTINGS S defensive rebound (8)
08:06		<b>15-17</b>	<b>-2</b>	13 GETTINGS S 3pt FG , jump shot made (9)
08:06				1 MANNION N assist (2)
07:46	2 ELLEBY C 2pt FG outside the paint, jump shot missed			
07:44				13 GETTINGS S defensive rebound (9)
07:38	13 POLLARD J foul personal (2 - 7)			22 NNAJI Z foul drawn (3)
07:38				Timeout media
07:38	13 POLLARD J substitution out			
07:38	15 MARKOVETSKYY V substitution in			
07:38		<b>15-18</b>	<b>-3</b>	22 NNAJI Z 1&1 free throw 1 made (3)
07:37				22 NNAJI Z 1&1 free throw 2 missed
07:36	11 RODMAN D defensive rebound (1)			
07:13	10 BONTON I 3pt FG , jump shot missed			
07:10	15 MARKOVETSKYY V offensive rebound (2)			
07:09	15 MARKOVETSKYY V 2pt FG in the paint, layup missed			
07:05				5 HAZZARD M defensive rebound (1)
06:55				22 NNAJI Z substitution out
06:55				35 KOLOKO C substitution in
06:45		<b>15-20</b>	<b>-5</b>	13 GETTINGS S 2pt FG in the paint, jump shot made (11)



**Arizona at Washington St.**

02/02/20 Beasley Coliseum, Pullman  
2019-20 Men's Basketball

**Game Time:** 1:00 AM  
**Game Duration:** 1:49  
**Attendance:** 4,032

**Officials:** Gregory Nixon, Frank Harvey III, Daryl Gelinas

Game Time	W	Score	Diff	UA
06:29	10 BONTON I turnover lost ball (1)			5 HAZZARD M steal (1)
06:09				13 GETTINGS S 2pt FG in the paint, layup missed
06:05				35 KOLOKO C offensive rebound (1)
06:05				35 KOLOKO C 2pt FG in the paint, layup missed
06:03				13 GETTINGS S offensive rebound (10)
06:01				5 HAZZARD M 3pt FG , jump shot missed
06:01	1 ROBINSON J defensive rebound (3)			
06:01	1 ROBINSON J foul drawn (1)			13 GETTINGS S foul personal (2 - 4)
06:01				5 HAZZARD M substitution out
06:01				10 BAKER JR. J substitution out
06:01				13 GETTINGS S substitution out
06:01				0 GREEN J substitution in
06:01				3 SMITH D substitution in
06:01				11 LEE I substitution in
05:49	10 BONTON I turnover lost ball (2)			35 KOLOKO C steal (1)
05:45		<b>15-22</b>	<b>-7</b>	35 KOLOKO C 2pt FG fast break in the paint, dunk, made (2)
05:45				3 SMITH D assist (1)
05:43	Timeout 30 Sec			
05:43	10 BONTON I substitution out			
05:43	22 RAPP R substitution in			
05:22	15 MARKOVETSKYY V 2pt FG in the paint, layup made (4)	<b>17-22</b>	<b>-5</b>	
05:22	1 ROBINSON J assist (1)			
04:59				1 MANNION N 3pt FG , jump shot missed
04:57				0 GREEN J offensive rebound (1)
04:53				11 LEE I 2pt FG outside the paint, jump shot missed
04:50	2 ELLEBY C defensive rebound (1)			
04:40	22 RAPP R 3pt FG , jump shot missed			
04:37				3 SMITH D defensive rebound (2)
04:25				3 SMITH D 3pt FG , jump shot missed
04:23	defensive dead ball rebound (1)			
04:11	22 RAPP R 2pt FG in the paint, layup made (2)	<b>19-22</b>	<b>-3</b>	
03:52		<b>19-24</b>	<b>-5</b>	11 LEE I 2pt FG in the paint, layup made (2)
03:29	2 ELLEBY C turnover lost ball (2)			1 MANNION N steal (1)
03:24		<b>19-26</b>	<b>-7</b>	1 MANNION N 2pt FG fast break in the paint, dunk, made (4)
02:54	2 ELLEBY C 3pt FG , jump shot missed			
02:51				defensive rebound (24)
02:47				3 SMITH D turnover lost ball (1)
02:40	2 ELLEBY C 2pt FG in the paint, layup blocked			
02:40				11 LEE I block (1)
02:37				1 MANNION N defensive rebound (3)
02:35		<b>19-28</b>	<b>-9</b>	0 GREEN J 2pt FG fast break in the paint, layup made (2)
02:03	2 ELLEBY C 2pt FG in the paint, jump shot missed			
02:00				35 KOLOKO C defensive rebound (2)
01:55				1 MANNION N 3pt FG , jump shot missed
01:52	11 RODMAN D defensive rebound (2)			
01:42	2 ELLEBY C foul drawn (2)			1 MANNION N foul personal (1 - 5)
01:42	Timeout media			
01:42	15 MARKOVETSKYY V substitution out			
01:42	22 RAPP R substitution out			



Official Basketball Play by Play - First Half

**Arizona at Washington St.**

02/02/20 Beasley Coliseum, Pullman  
2019-20 Men's Basketball

**Game Time:** 1:00 AM  
**Game Duration:** 1:49  
**Attendance:** 4,032

**Officials:** Gregory Nixon, Frank Harvey III, Daryl Gelinias

Game Time	W	Score	Diff	UA
01:42	10 BONTON I substitution in			
01:42	13 POLLARD J substitution in			
01:42				1 MANNION N substitution out
01:42				35 KOLOKO C substitution out
01:42				10 BAKER JR. J substitution in
01:42				22 NNAJI Z substitution in
01:38	2 ELLEBY C 2pt FG in the paint, layup missed			
01:35				22 NNAJI Z defensive rebound (5)
01:31				11 LEE I turnover travel (2)
01:13	11 RODMAN D foul drawn (1)			10 BAKER JR. J foul personal (1 - 6)
01:10	10 BONTON I 2pt FG in the paint, layup made (4)	<b>21-28</b>	<b>-7</b>	
00:53				Timeout 30 Sec
00:53				11 LEE I substitution out
00:53				13 GETTINGS S substitution in
00:42		<b>21-30</b>	<b>-9</b>	0 GREEN J 2pt FG in the paint, layup made (4)
00:29	10 BONTON I 2pt FG in the paint, layup made (6)	<b>23-30</b>	<b>-7</b>	
00:09		<b>23-32</b>	<b>-9</b>	10 BAKER JR. J 2pt FG outside the paint, jump shot made (4)
00:01	10 BONTON I 3pt FG , jump shot missed			
00:00				defensive dead ball rebound (1)
<b>END OF PERIOD</b>				
<b>W 23-32 UA</b>				



Arizona at Washington St.

02/02/20 Beasley Coliseum, Pullman  
2019-20 Men's Basketball

Game Time: 1:00 AM  
Game Duration: 1:49  
Attendance: 4,032

Officials: Gregory Nixon, Frank Harvey III, Daryl Gelinias

Arizona - 32

NO.	Name	F	Min	FG	3P	FT	Rebounds			Fouls		TP	AS	TO	ST	Blocks		+/-
				M-A	M-A	M-A	OR	DR	TOT	PF	FD					BS	BA	
13	Stone Gettings	F	12:37	5-8	1-1	0-0	5	5	10	2	2	11	0	1	0	0	1	10
22	Zeke Nnaji	F	13:02	1-3	0-0	1-2	2	3	5	0	3	3	0	0	0	0	1	0
0	Josh Green	G	12:04	2-5	0-1	0-0	1	0	1	1	1	4	0	0	0	0	1	0
1	Nico Mannion	G	16:33	2-7	0-2	0-0	0	3	3	1	0	4	2	1	1	0	1	13
3	Dylan Smith	G	12:35	1-3	0-2	0-0	0	2	2	0	0	2	1	1	0	0	0	1
10	Jemarl Baker Jr.		11:23	2-4	0-1	0-0	0	1	1	1	1	4	0	0	1	0	0	5
11	Ira Lee		09:08	1-2	0-0	0-0	0	0	0	1	0	2	0	2	0	1	0	-5
5	Max Hazzard		07:25	0-2	0-1	0-0	0	1	1	0	0	0	0	0	1	0	0	8
35	Christian Koloko		05:13	1-2	0-0	0-0	1	1	2	0	0	2	0	0	1	0	0	6
Team							0	2	2			0			0			
<b>Totals</b>				15-36	1-8	1-2	9	18	27	6	7	32	3	5	4	2	3	9

Shooting By Period		
1st FG%	15-36	41.7%
3PT%	1-8	12.5%
FT%	1-2	50%
GM FG%	15-36	41.7%
3PT%	1-8	12.5%
FT%	1-2	50.0%

Dead Ball Rebounds: 0, 1

Technical Fouls::NONE

Washington St. - 23

NO.	Name	F	Min	FG	3P	FT	Rebounds			Fouls		TP	AS	TO	ST	Blocks		+/-
				M-A	M-A	M-A	OR	DR	TOT	PF	FD					BS	BA	
13	Jeff Pollard	F	10:03	1-3	0-0	0-0	0	2	2	2	0	2	0	0	0	0	1	-9
1	Jervae Robinson	G	17:56	0-1	0-1	0-0	0	3	3	0	1	0	1	0	0	1	0	-13
2	CJ Elleby	G	17:35	2-9	1-3	2-2	0	1	1	1	2	7	0	2	1	1	1	-7
10	Isaac Bonton	G	15:59	3-6	0-3	0-0	0	0	0	0	2	6	2	2	0	0	0	-7
24	Noah Williams	G	08:57	1-3	0-1	0-0	0	3	3	2	0	2	0	0	0	1	0	2
11	DJ Rodman		13:07	0-2	0-1	0-0	0	2	2	1	1	0	0	0	0	0	0	-7
15	Volodymyr Markovetsky		09:57	2-3	0-0	0-0	1	1	2	1	0	4	0	0	0	0	0	0
4	Aljaz Kunc		02:25	0-1	0-1	0-0	0	0	0	0	0	0	0	0	0	0	0	-2
22	Ryan Rapp		04:01	1-2	0-1	0-0	0	0	0	0	0	2	0	0	0	0	0	-2
Team							0	0	0			0			0			
<b>Totals</b>				10-30	1-11	2-2	1	12	13	7	6	23	3	4	1	3	2	-9

Shooting By Period		
1st FG%	10-30	33.3%
3PT%	1-11	9.1%
FT%	2-2	100%
GM FG%	10-30	33.3%
3PT%	1-11	9.1%
FT%	2-2	100.0%

Dead Ball Rebounds: 0, 1

Technical Fouls::NONE

	UA	W
Biggest lead	9 (1st 2:35)	7 (1st 12:48)
Best Scoring Run	14 (1st 5:45)	9 (1st 12:48)
Lead Changes	3	
Times Tied	2	
Time with Lead	08:29	06:46

Points from	UA	W
Turnovers	6	4
Paint	24	16
Second Chance	8	0
Fast Breaks	9	2
Bench	8	6

	Period by Period Scoring	
	1st	TOT
UA	32	32
W	23	23



**Arizona at Washington St.**

02/02/20 Beasley Coliseum, Pullman  
2019-20 Men's Basketball

Officials: Gregory Nixon, Frank Harvey III, Daryl Gelinis

**Period 2**

**Quarter Starters:**

<b>W</b>	1 Robinson J	2 Elleby C	10 Bonton I	13 Pollard J	24 Williams N
<b>UA</b>	0 Green J	1 Mannion N	3 Smith D	13 Gettings S	22 Nnaji Z

Game Time	W	Score	Diff	UA
20:00	11 RODMAN D substitution out			
20:00	24 WILLIAMS N substitution in			
20:00				10 BAKER JR. J substitution out
20:00				1 MANNION N substitution in
19:38	10 BONTON I 2pt FG in the paint, jump shot blocked			
19:38				22 NNAJI Z block (2)
19:38				3 SMITH D defensive rebound (3)
19:30		<b>23-34</b>	<b>-11</b>	3 SMITH D 2pt FG in the paint, jump shot made (4)
19:25	10 BONTON I turnover lost ball (3)			1 MANNION N steal (2)
19:16				1 MANNION N 2pt FG outside the paint, jump shot missed
19:12	1 ROBINSON J defensive rebound (4)			
18:57	2 ELLEBY C 3pt FG , jump shot missed			
18:53				1 MANNION N defensive rebound (4)
18:49		<b>23-36</b>	<b>-13</b>	22 NNAJI Z 2pt FG in the paint, layup made (5)
18:49				1 MANNION N assist (3)
18:49	2 ELLEBY C foul shooting (2 - 1)			22 NNAJI Z foul drawn (4)
18:49	13 POLLARD J substitution out			
18:49	15 MARKOVETSKYY V substitution in			
18:49				22 NNAJI Z free throw 1 - 1 missed
18:48	2 ELLEBY C defensive rebound (2)			
18:33	10 BONTON I 2pt FG outside the paint, jump shot made (8)	<b>25-36</b>	<b>-11</b>	
18:14		<b>25-39</b>	<b>-14</b>	1 MANNION N 3pt FG , jump shot made (7)
17:56	2 ELLEBY C foul drawn (3)			0 GREEN J foul personal (2 - 1)
17:44	24 WILLIAMS N 2pt FG outside the paint, jump shot made (4)	<b>27-39</b>	<b>-12</b>	
17:28	10 BONTON I foul personal (1 - 2)			3 SMITH D foul drawn (1)
17:20				3 SMITH D 3pt FG , jump shot missed
17:18	24 WILLIAMS N defensive rebound (4)			
17:15	10 BONTON I 2pt FG fast break in the paint, layup made (10)	<b>29-39</b>	<b>-10</b>	
17:15	1 ROBINSON J assist (2)			
16:55		<b>29-41</b>	<b>-12</b>	22 NNAJI Z 2pt FG in the paint, layup made (7)
16:55				1 MANNION N assist (4)
16:53	1 ROBINSON J substitution out			
16:53	5 CANNON M substitution in			
16:29	5 CANNON M foul drawn (1)			22 NNAJI Z foul shooting (1 - 2)
16:29	5 CANNON M free throw 1 - 2 made (1)	<b>30-41</b>	<b>-11</b>	
16:28	5 CANNON M free throw 2 - 2 missed			
16:27				22 NNAJI Z defensive rebound (6)
16:14	5 CANNON M foul shooting (1 - 3)			13 GETTINGS S foul drawn (3)
16:14		<b>30-42</b>	<b>-12</b>	13 GETTINGS S free throw 1 - 2 made (12)
16:13				13 GETTINGS S free throw 2 - 2 missed
16:12	24 WILLIAMS N defensive rebound (5)			
15:52	10 BONTON I turnover bad pass (4)			22 NNAJI Z steal (1)
15:48				Timeout media





**Arizona at Washington St.**

02/02/20 Beasley Coliseum, Pullman  
2019-20 Men's Basketball

**Game Time:** 1:00 AM  
**Game Duration:** 1:49  
**Attendance:** 4,032

**Officials:** Gregory Nixon, Frank Harvey III, Daryl Gelinas

Game Time	W	Score	Diff	UA
15:48	2 ELLEBY C substitution out			
15:48	4 KUNC A substitution in			
15:48				0 GREEN J substitution out
15:48				13 GETTINGS S substitution out
15:48				10 BAKER JR. J substitution in
15:48				11 LEE I substitution in
15:37	15 MARKOVETSKYY V foul shooting (2 - 4)			22 NNAJI Z foul drawn (5)
15:37		<b>30-43</b>	<b>-13</b>	22 NNAJI Z free throw 1 - 2 made (8)
15:36				22 NNAJI Z free throw 2 - 2 missed
15:34	15 MARKOVETSKYY V defensive rebound (3)			
15:07	5 CANNON M 2pt FG in the paint, layup made (3)	<b>32-43</b>	<b>-11</b>	
15:07	10 BONTON I assist (3)			
14:50		<b>32-45</b>	<b>-13</b>	22 NNAJI Z 2pt FG in the paint, layup made (10)
14:33	10 BONTON I 3pt FG , jump shot missed			
14:30	offensive rebound (19)			
14:30	15 MARKOVETSKYY V substitution out			
14:30	13 POLLARD J substitution in			
14:30	5 CANNON M substitution out			
14:30	2 ELLEBY C substitution in			
14:16	10 BONTON I turnover bad pass (5)			11 LEE I steal (1)
14:08	10 BONTON I foul personal (2 - 5)			10 BAKER JR. J foul drawn (2)
13:58	24 WILLIAMS N foul shooting (3 - 6)			1 MANNION N foul drawn (1)
13:58		<b>32-46</b>	<b>-14</b>	1 MANNION N free throw 1 - 3 made (8)
13:58		<b>32-47</b>	<b>-15</b>	1 MANNION N free throw 2 - 3 made (9)
13:58	24 WILLIAMS N substitution out			
13:58	5 CANNON M substitution in			
13:58				3 SMITH D substitution out
13:58				0 GREEN J substitution in
13:58		<b>32-48</b>	<b>-16</b>	1 MANNION N free throw 3 - 3 made (10)
13:58				1 MANNION N substitution out
13:58				5 HAZZARD M substitution in
13:40	13 POLLARD J 2pt FG in the paint, layup missed			
13:36				22 NNAJI Z defensive rebound (7)
13:21				10 BAKER JR. J 2pt FG outside the paint, jump shot missed
13:18				offensive rebound (32)
13:18				22 NNAJI Z substitution out
13:18				13 GETTINGS S substitution in
13:12				0 GREEN J 2pt FG outside the paint, jump shot missed
13:09	2 ELLEBY C defensive rebound (3)			
12:57	5 CANNON M 2pt FG in the paint, dunk, missed			
12:54	5 CANNON M offensive rebound (1)			
12:46	2 ELLEBY C foul drawn (4)			5 HAZZARD M foul personal (1 - 3)
12:46	2 ELLEBY C substitution out			
12:46	11 RODMAN D substitution in			
12:39	10 BONTON I 2pt FG in the paint, layup blocked			
12:39				13 GETTINGS S block (1)
12:34				13 GETTINGS S defensive rebound (11)
12:32				13 GETTINGS S 3pt FG , jump shot missed
12:29	5 CANNON M defensive rebound (2)			



**Arizona at Washington St.**

02/02/20 Beasley Coliseum, Pullman  
2019-20 Men's Basketball

**Game Time:** 1:00 AM  
**Game Duration:** 1:49  
**Attendance:** 4,032

**Officials:** Gregory Nixon, Frank Harvey III, Daryl Gelinias

Game Time	W	Score	Diff	UA
12:21	4 KUNC A foul drawn (1)			10 BAKER JR. J foul shooting (2 - 4)
12:21	4 KUNC A free throw 1 - 2 made (1)	<b>33-48</b>	<b>-15</b>	
12:21	10 BONTON I substitution out			
12:21	22 RAPP R substitution in			
12:21				11 LEE I substitution out
12:21				35 KOLOKO C substitution in
12:21	4 KUNC A free throw 2 - 2 missed			
12:20				35 KOLOKO C defensive rebound (3)
12:10				5 HAZZARD M 3pt FG , jump shot missed
12:07				10 BAKER JR. J offensive rebound (2)
11:58				0 GREEN J 2pt FG outside the paint, jump shot missed
11:54				35 KOLOKO C offensive rebound (4)
11:53				35 KOLOKO C 2pt FG outside the paint, jump shot missed
11:52				offensive rebound (37)
11:52	Timeout media			
10:47	5 CANNON M substitution out			
10:47	13 POLLARD J substitution out			
10:47	15 MARKOVETSKYY V substitution in			
10:47	24 WILLIAMS N substitution in			
10:47				5 HAZZARD M substitution out
10:47				1 MANNION N substitution in
10:46		<b>33-51</b>	<b>-18</b>	13 GETTINGS S 3pt FG , jump shot made (15)
10:46				10 BAKER JR. J assist (1)
10:43	24 WILLIAMS N foul drawn (1)			35 KOLOKO C foul shooting (1 - 5)
10:12	24 WILLIAMS N free throw fast break 1 - 2 missed			
10:12	offensive dead ball rebound (2)			
10:02	11 RODMAN D substitution out			
10:02	2 ELLEBY C substitution in			
10:02				35 KOLOKO C substitution out
10:02				22 NNAJI Z substitution in
09:50	24 WILLIAMS N free throw fast break 2 - 2 missed			
09:50	22 RAPP R offensive rebound (1)			
10:49				22 NNAJI Z 2pt FG outside the paint, jump shot missed
10:47	15 MARKOVETSKYY V defensive rebound (4)			
10:40	24 WILLIAMS N turnover bad pass (1)			
10:33		<b>33-53</b>	<b>-20</b>	13 GETTINGS S 2pt FG outside the paint, jump shot made (17)
10:33				0 GREEN J assist (1)
10:15	2 ELLEBY C 2pt FG outside the paint, jump shot missed			
10:13				defensive rebound (38)
10:13	15 MARKOVETSKYY V substitution out			
10:13	13 POLLARD J substitution in			
10:02				0 GREEN J 3pt FG , jump shot missed
09:59	13 POLLARD J defensive rebound (3)			
09:31	24 WILLIAMS N 3pt FG , jump shot missed			
09:28				10 BAKER JR. J defensive rebound (3)
09:22				1 MANNION N turnover bad pass (2)
09:22	22 RAPP R substitution out			
09:22	10 BONTON I substitution in			
09:07	13 POLLARD J 2pt FG in the paint, layup made (4)	<b>35-53</b>	<b>-18</b>	



**Arizona at Washington St.**

02/02/20 Beasley Coliseum, Pullman  
2019-20 Men's Basketball

**Game Time:** 1:00 AM  
**Game Duration:** 1:49  
**Attendance:** 4,032

**Officials:** Gregory Nixon, Frank Harvey III, Daryl Gelinas

Game Time	W	Score	Diff	UA
09:07	10 BONTON I assist (4)			
08:55				10 BAKER JR. J 3pt FG , jump shot missed
08:53	4 KUNC A defensive rebound (1)			
08:41	10 BONTON I 2pt FG in the paint, jump shot made (12)	<b>37-53</b>	<b>-16</b>	
08:28		<b>37-55</b>	<b>-18</b>	13 GETTINGS S 2pt FG outside the paint, jump shot made (19)
08:28				10 BAKER JR. J assist (2)
08:09	24 WILLIAMS N foul drawn (2)			10 BAKER JR. J foul personal (3 - 6)
08:09				0 GREEN J substitution out
08:09				10 BAKER JR. J substitution out
08:09				3 SMITH D substitution in
08:09				5 HAZZARD M substitution in
08:02	10 BONTON I 2pt FG in the paint, layup missed			
07:59				22 NNAJI Z defensive rebound (8)
07:49				13 GETTINGS S 2pt FG outside the paint, jump shot missed
07:47	2 ELLEBY C defensive rebound (4)			
07:39	10 BONTON I 3pt FG fast break, jump shot made (15)	<b>40-55</b>	<b>-15</b>	
07:39	2 ELLEBY C assist (1)			
07:23				22 NNAJI Z 2pt FG in the paint, jump shot missed
07:21	4 KUNC A defensive rebound (2)			
07:06	10 BONTON I 2pt FG in the paint, layup missed			
07:03				22 NNAJI Z defensive rebound (9)
06:44				1 MANNION N 3pt FG , jump shot missed
06:42	4 KUNC A defensive rebound (3)			
06:29	2 ELLEBY C 2pt FG outside the paint, jump shot missed			
06:26				13 GETTINGS S defensive rebound (12)
06:15				Timeout 30 Sec
06:15	2 ELLEBY C substitution out			
06:15	4 KUNC A substitution out			
06:15	3 HENSON D substitution in			
06:15	11 RODMAN D substitution in			
06:05				22 NNAJI Z 2pt FG in the paint, jump shot missed
06:02	11 RODMAN D defensive rebound (3)			
05:50	3 HENSON D 3pt FG , jump shot missed			
05:46	13 POLLARD J offensive rebound (4)			
05:32	3 HENSON D 3pt FG , jump shot made (3)	<b>43-55</b>	<b>-12</b>	
05:32	24 WILLIAMS N assist (1)			
05:15				3 SMITH D 3pt FG , jump shot missed
05:14				offensive rebound (43)
05:14	10 BONTON I foul personal (3 - 7)			13 GETTINGS S foul drawn (4)
05:14	Timeout media			
05:14				13 GETTINGS S 1&1 free throw 1 missed
05:12	24 WILLIAMS N defensive rebound (6)			
05:05	24 WILLIAMS N foul drawn (3)			22 NNAJI Z foul personal (2 - 7)
05:05				5 HAZZARD M substitution out
05:05				13 GETTINGS S substitution out
05:05				0 GREEN J substitution in
05:05				10 BAKER JR. J substitution in
05:05	24 WILLIAMS N 1&1 free throw 1 missed			
05:02				10 BAKER JR. J defensive rebound (4)



**Arizona at Washington St.**

02/02/20 Beasley Coliseum, Pullman  
2019-20 Men's Basketball

**Game Time:** 1:00 AM  
**Game Duration:** 1:49  
**Attendance:** 4,032

**Officials:** Gregory Nixon, Frank Harvey III, Daryl Gelinas

Game Time	W	Score	Diff	UA
04:48		<b>43-57</b>	<b>-14</b>	0 GREEN J 2pt FG in the paint, layup made (6)
04:30	11 RODMAN D 3pt FG , jump shot missed			
04:27				10 BAKER JR. J defensive rebound (5)
04:23		<b>43-59</b>	<b>-16</b>	1 MANNION N 2pt FG fast break in the paint, layup made (12)
04:16	Timeout 30 Sec			
04:16	3 HENSON D substitution out			
04:16	11 RODMAN D substitution out			
04:16	2 ELLEBY C substitution in			
04:16	5 CANNON M substitution in			
04:02	10 BONTON I 2pt FG outside the paint, jump shot missed			
03:54				10 BAKER JR. J defensive rebound (6)
03:40	2 ELLEBY C foul personal (3 - 8)			3 SMITH D foul drawn (2)
03:40		<b>43-60</b>	<b>-17</b>	3 SMITH D 1&1 free throw 1 made (5)
03:40		<b>43-61</b>	<b>-18</b>	3 SMITH D 1&1 free throw 2 made (6)
03:14	13 POLLARD J 2pt FG in the paint, layup made (6)	<b>45-61</b>	<b>-16</b>	
03:04	10 BONTON I substitution out			
03:04	1 ROBINSON J substitution in			
02:55				1 MANNION N 2pt FG outside the paint, jump shot missed
02:55	5 CANNON M defensive rebound (3)			
02:55	5 CANNON M foul drawn (2)			22 NNAJI Z foul personal (3 - 8)
02:54	5 CANNON M 1&1 free throw 1 missed			
02:52				22 NNAJI Z defensive rebound (10)
02:35				22 NNAJI Z 2pt FG in the paint, layup missed
02:32	5 CANNON M defensive rebound (4)			
02:18	24 WILLIAMS N turnover lost ball (2)			0 GREEN J steal (1)
02:13		<b>45-63</b>	<b>-18</b>	1 MANNION N 2pt FG fast break in the paint, layup made (14)
02:13				0 GREEN J assist (2)
02:13	2 ELLEBY C foul shooting (4 - 9)			1 MANNION N foul drawn (2)
02:13				1 MANNION N free throw fast break 1 - 1 missed
02:11	24 WILLIAMS N defensive rebound (7)			
01:50	13 POLLARD J foul drawn (1)			3 SMITH D foul personal (1 - 9)
01:50	2 ELLEBY C substitution out			
01:50	4 KUNC A substitution in			
01:50				22 NNAJI Z substitution out
01:50				11 LEE I substitution in
01:50	13 POLLARD J 1&1 free throw 1 missed			
01:48				3 SMITH D defensive rebound (4)
01:20				0 GREEN J 2pt FG in the paint, layup missed
01:12				0 GREEN J offensive rebound (2)
01:04				1 MANNION N 2pt FG in the paint, layup missed
01:00	5 CANNON M defensive rebound (5)			
00:52	24 WILLIAMS N foul drawn (4)			10 BAKER JR. J foul personal (4 - 10)
00:52	24 WILLIAMS N free throw 1 - 2 made (5)	<b>46-63</b>	<b>-17</b>	
00:52				10 BAKER JR. J substitution out
00:52				5 HAZZARD M substitution in
00:52	24 WILLIAMS N free throw 2 - 2 made (6)	<b>47-63</b>	<b>-16</b>	
00:52	13 POLLARD J substitution out			
00:52	15 MARKOVETSKYY V substitution in			
00:52	1 ROBINSON J substitution out			



Official Basketball Play by Play - Second Half

### Arizona at Washington St.

02/02/20 Beasley Coliseum, Pullman  
2019-20 Men's Basketball

Game Time: 1:00 AM

Game Duration: 1:49

Attendance: 4,032

Officials: Gregory Nixon, Frank Harvey III, Daryl Gelinis

Game Time	W	Score	Diff	UA
00:52	22 RAPP R substitution in			
00:20		47-66	-19	0 GREEN J 3pt FG , jump shot made (9)
00:09	24 WILLIAMS N 2pt FG outside the paint, jump shot made (8)	49-66	-17	
<b>END OF GAME</b>				
<b>W 49-66 UA</b>				



Arizona at Washington St.

02/02/20 Beasley Coliseum, Pullman  
2019-20 Men's Basketball

Game Time: 1:00 AM  
Game Duration: 1:49  
Attendance: 4,032

Officials: Gregory Nixon, Frank Harvey III, Daryl Gelinias

Arizona - 34

NO.	Name	F	Min	FG			3P			FT			Rebounds			Fouls		TP	AS	TO	ST	Blocks		+/-
				M-A	M-A	M-A	OR	DR	TOT	PF	FD	BS	BA											
13	Stone Gettings	F	12:25	3-5	1-2	1-3	0	2	2	0	2	8	0	0	0	0	0	0	0	1	0	-1		
22	Zeke Nnaji	F	14:54	3-7	0-0	1-3	0	5	5	3	2	7	0	0	1	1	0	1	0	7				
0	Josh Green	G	15:06	2-6	1-2	0-0	1	0	1	1	0	5	2	0	1	0	0	11						
1	Nico Mannion	G	16:49	3-7	1-2	3-4	0	1	1	0	2	10	2	1	1	0	0	9						
3	Dylan Smith	G	14:11	1-3	0-2	2-2	0	2	2	1	2	4	0	0	0	0	0	5						
10	Jemarl Baker Jr.		11:51	0-2	0-1	0-0	1	4	5	3	1	0	2	0	0	0	0	11						
11	Ira Lee		05:17	0-0	0-0	0-0	0	0	0	0	0	0	0	0	0	1	0	2						
5	Max Hazzard		07:08	0-1	0-1	0-0	0	0	0	1	0	0	0	0	0	0	0	-7						
35	Christian Koloko		02:19	0-1	0-0	0-0	1	1	2	1	0	0	0	0	0	0	0	3						
Team							3	1	4			0			0									
<b>Totals</b>				12-32	3-10	7-12	6	16	22	10	9	34	6	1	4	2	0	8						

Shooting By Period		
2 <sup>nd</sup> FG%	12-32	37.5%
3PT%	3-10	30.0%
FT%	7-12	58.3%
GM FG%	12-32	37.5%
3PT%	3-10	30.0%
FT%	7-12	58.3%

Dead Ball Rebounds: 0, 0

Technical Fouls::NONE

Washington St. - 26

NO.	Name	F	Min	FG			3P			FT			Rebounds			Fouls		TP	AS	TO	ST	Blocks		+/-
				M-A	M-A	M-A	OR	DR	TOT	PF	FD	BS	BA											
13	Jeff Pollard	F	14:14	2-3	0-0	0-1	1	1	2	0	1	4	0	0	0	0	0	-2						
1	Jervae Robinson	G	05:18	0-0	0-0	0-0	0	1	1	0	0	0	1	0	0	0	0	-3						
2	CJ Elleby	G	12:09	0-3	0-1	0-0	0	3	3	3	2	0	1	0	0	0	-5							
10	Isaac Bonton	G	13:57	4-10	1-2	0-0	0	0	0	3	0	9	2	3	0	2	-2							
24	Noah Williams	G	16:49	2-3	0-1	2-5	0	4	4	1	4	6	1	2	0	0	-8							
15	Volodymyr Markovetsky		05:46	0-0	0-0	0-0	0	2	2	1	0	0	0	0	0	0	-6							
5	Marvin Cannon		09:50	1-2	0-0	1-3	1	4	5	1	2	3	0	0	0	0	-2							
4	Aljaz Kunc		11:23	0-0	0-0	1-2	0	3	3	0	1	1	0	0	0	0	-2							
11	DJ Rodman		04:43	0-1	0-1	0-0	0	1	1	0	0	0	0	0	0	0	-3							
22	Ryan Rapp		03:52	0-0	0-0	0-0	1	0	1	0	0	0	0	0	0	0	-6							
3	Daron Henson		01:59	1-2	1-2	0-0	0	0	0	0	0	3	0	0	0	0	-1							
Team							1	0	1			0			0									
<b>Totals</b>				10-24	2-7	4-11	4	19	23	9	10	26	5	5	0	0	2	-8						

Shooting By Period		
2 <sup>nd</sup> FG%	10-24	41.7%
3PT%	2-7	28.6%
FT%	4-11	36.4%
GM FG%	10-24	41.7%
3PT%	2-7	28.6%
FT%	4-11	36.4%

Dead Ball Rebounds: 1, 0

Technical Fouls::NONE

	UA	W
Biggest lead	20 (2 <sup>nd</sup> 10:33)	0 (1 <sup>st</sup> 20:00)
Best Scoring Run	6(2 <sup>nd</sup> 3:40)	6(2 <sup>nd</sup> 5:32)
Lead Changes	0	
Times Tied	0	
Time with Lead	19:38	00:00

Points from	UA	W
Turnovers	8	2
Paint	14	10
Second Chance	3	3
Fast Breaks	4	5
Bench	0	7

	Period by Period Scoring	
	2nd	TOT
UA	34	34
W	26	26



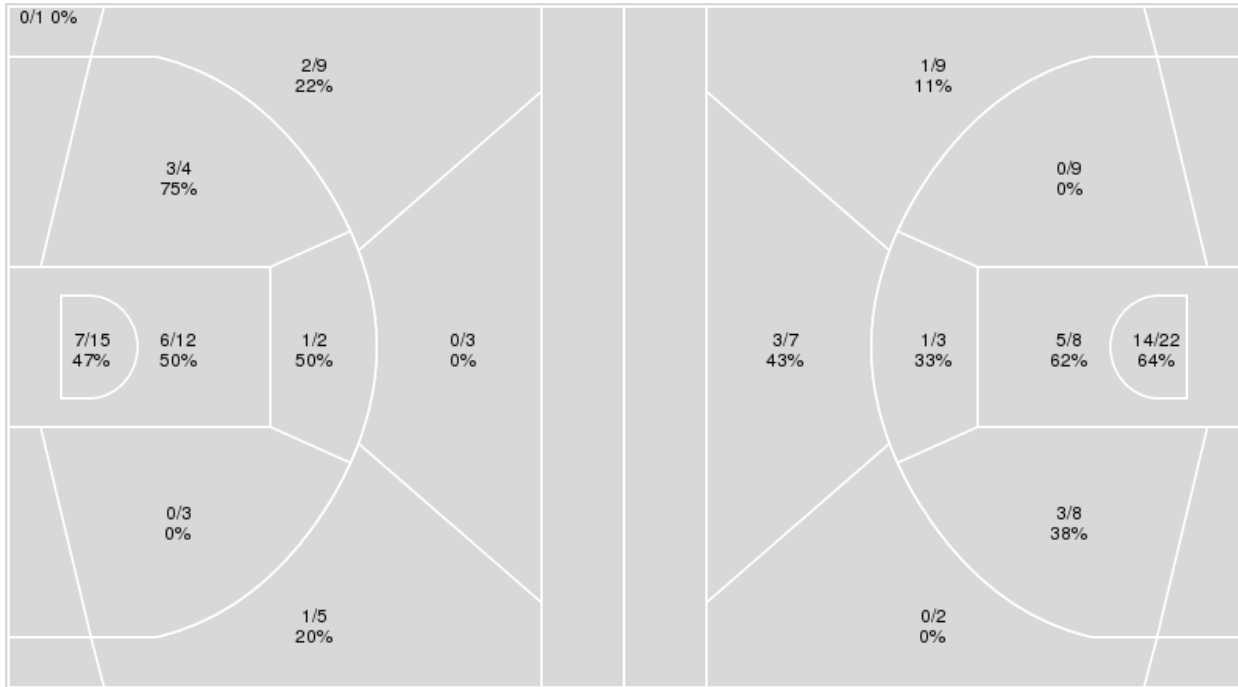
**Officials:** Gregory Nixon, Frank Harvey III, Daryl Gelinias

{ Players => 0, 1, 2, 3, 4, 5, 10, 11, 13, 15, 20, 22, 23, 24, 32, 33, 35; }  
 FG Types => All; Results => All;

{ Players => 0, 1, 2, 3, 4, 5, 10, 11, 13, 14, 21, 22, 35, 50, 52, 54, 55, 300; }  
 FG Types => All; Results => All;

**Washington St.**

**Arizona**



Washington St.	M/A	%
Field Goals	20/54	37
2 Points	17/36	47
3 Points	3/18	17
Free Throws	6/13	46

Arizona	M/A	%
Field Goals	27/68	40
2 Points	23/50	46
3 Points	4/18	22
Free Throws	8/14	57



**Arizona at Washington St.**

02/02/20 Beasley Coliseum, Pullman  
2019-20 Men's Basketball

**Game Time:** 1:00 AM  
**Game Duration:** 1:49  
**Attendance:** 4,032

**Officials:** Gregory Nixon, Frank Harvey III, Daryl Gelinias

**Arizona**

No	Name	Mins		Score		Points Diff		Points per Min		Assists		Rebounds		Steals		Turnovers	
		On	Off	On	Off	On	Off	On	Off	On	Off	On	Off	On	Off	On	Off
0	Josh Green	27:10	12:50	47 - 36	19 - 13	11	6	1.73	1.48	8	1	31	18	5	3	4	2
1	Nico Mannion	33:22	06:38	60 - 38	6 - 11	22	-5	1.80	0.90	9	0	41	8	8	0	4	2
3	Dylan Smith	26:46	13:14	44 - 38	22 - 11	6	11	1.64	1.66	5	4	27	22	6	2	3	3
5	Max Hazzard	14:33	25:27	17 - 16	49 - 33	1	16	1.17	1.93	1	8	24	25	2	6	2	4
10	Jemarl Baker Jr.	23:14	16:46	41 - 25	25 - 24	16	1	1.76	1.49	5	4	30	19	4	4	5	1
11	Ira Lee	14:25	25:35	21 - 24	45 - 25	-3	20	1.46	1.76	1	8	12	37	3	5	4	2
13	Stone Gettings	25:02	14:58	39 - 30	27 - 19	9	8	1.56	1.80	7	2	34	15	4	4	3	3
22	Zeke Nnaji	27:56	12:04	48 - 34	18 - 15	14	3	1.72	1.49	7	2	35	14	5	3	4	2
35	Christian Koloko	07:32	32:28	13 - 4	53 - 45	9	8	1.73	1.63	2	7	11	38	3	5	1	5

**Washington St.**

No	Name	Mins		Score		Points Diff		Points per Min		Assists		Rebounds		Steals		Turnovers	
		On	Off	On	Off	On	Off	On	Off	On	Off	On	Off	On	Off	On	Off
1	Jervae Robinson	23:14	16:46	25 - 41	24 - 25	-16	-1	1.08	1.43	3	5	18	18	0	1	6	3
2	CJ Elleby	29:44	10:16	39 - 51	10 - 15	-12	-5	1.31	0.97	6	2	28	8	1	0	9	0
3	Daron Henson	01:59	38:01	3 - 4	46 - 62	-1	-16	1.51	1.21	1	7	3	33	0	1	0	9
4	Aljaz Kunc	13:48	26:12	14 - 18	35 - 48	-4	-13	1.01	1.34	3	5	14	22	0	1	2	7
5	Marvin Cannon	09:50	30:10	10 - 12	39 - 54	-2	-15	1.02	1.29	1	7	10	26	0	1	2	7
10	Isaac Bonton	29:56	10:04	41 - 50	8 - 16	-9	-8	1.37	0.79	7	1	27	9	1	0	6	3
11	DJ Rodman	17:50	22:10	23 - 33	26 - 33	-10	-7	1.29	1.17	3	5	11	25	1	0	4	5
13	Jeff Pollard	24:17	15:43	23 - 34	26 - 32	-11	-6	0.95	1.65	4	4	22	14	0	1	4	5
15	Volodymyr Markovetsky	15:43	24:17	26 - 32	23 - 34	-6	-11	1.65	0.95	4	4	14	22	1	0	5	4
22	Ryan Rapp	07:53	32:07	6 - 14	43 - 52	-8	-9	0.76	1.34	1	7	5	31	0	1	2	7
24	Noah Williams	25:46	14:14	35 - 41	14 - 25	-6	-11	1.36	0.98	7	1	28	8	1	0	5	4



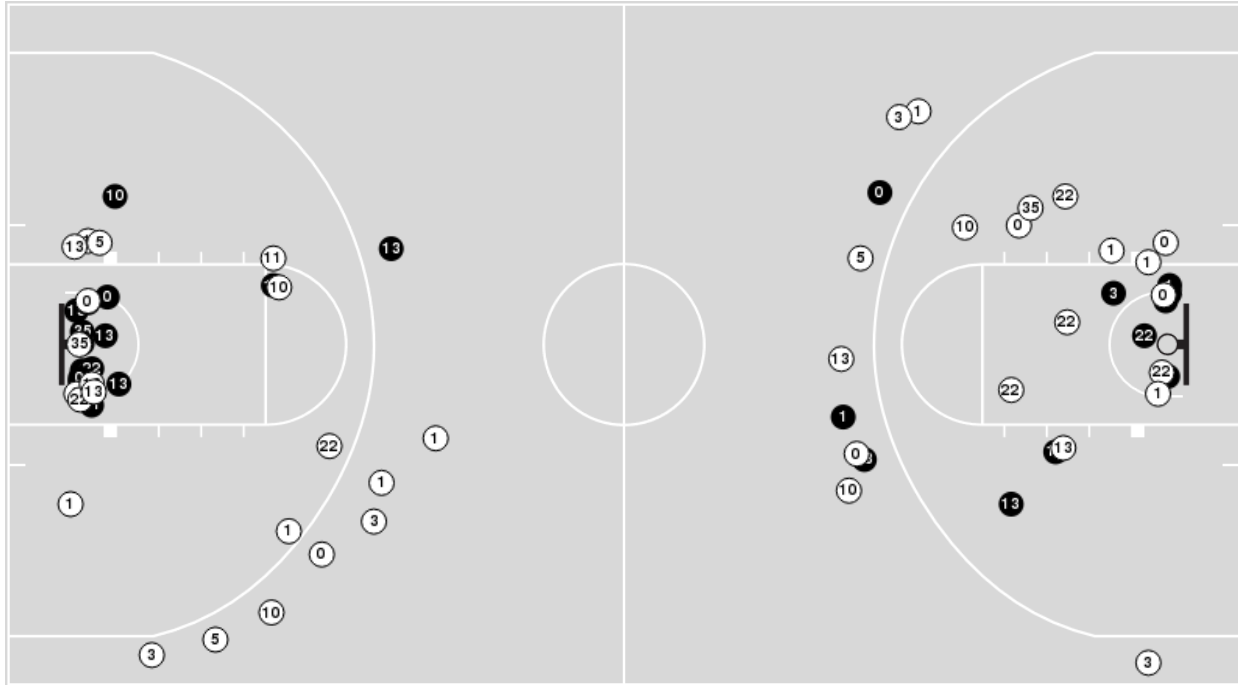


**Officials:** Gregory Nixon, Frank Harvey III, Daryl Gelinis


Players => 0, 1, 2, 3, 4, 5, 10, 11, 13, 14, 21, 22, 35, 50, 52, 54, 55, 300FG Types=>AllResults=>All

**Arizona**

**All Field Goals**



**Blow Up Chart**



● Made ○ Missed N - Player Number

Arizona	M/A	%
Field Goals	27/68	40
2 Points	23/50	46
3 Points	4/18	22
Free Throws	8/14	57

Arizona	M/A	%
Points in the Paint	38 (19 / 30)	63
Fast Break Points	13 (7/10)	70
Second Chance Points	11 (5/13)	38
Effective FG%	43	

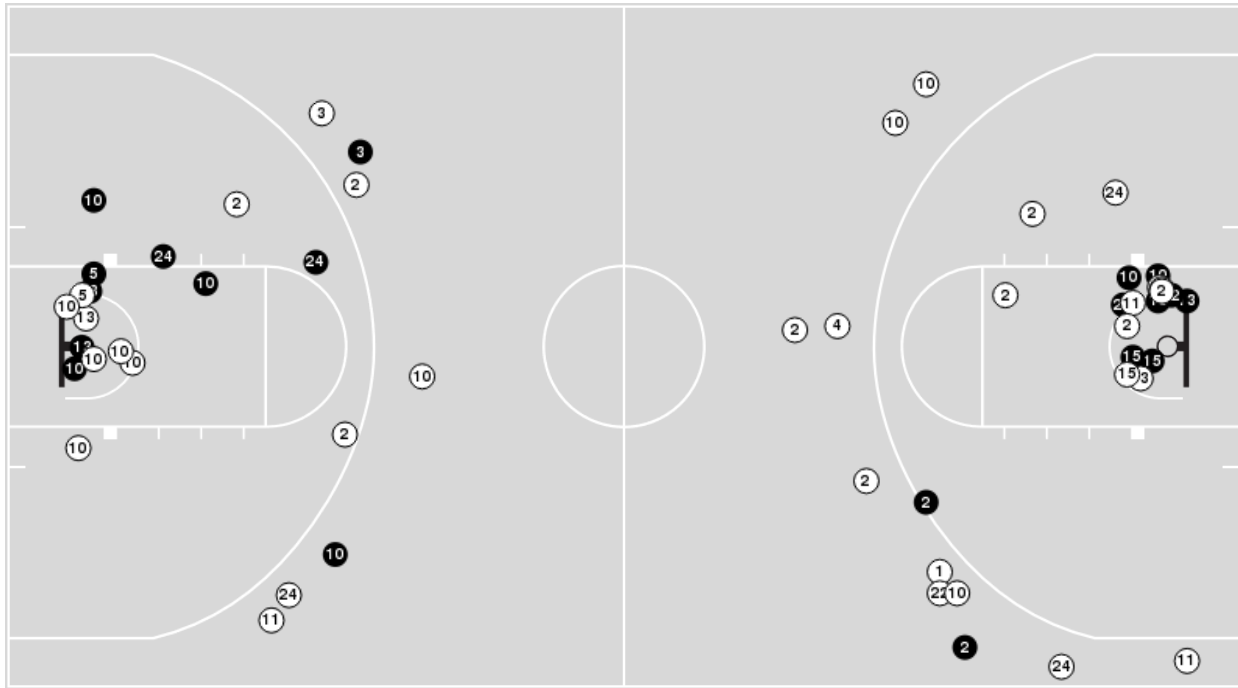


**Officials:** Gregory Nixon, Frank Harvey III, Daryl Gelinias

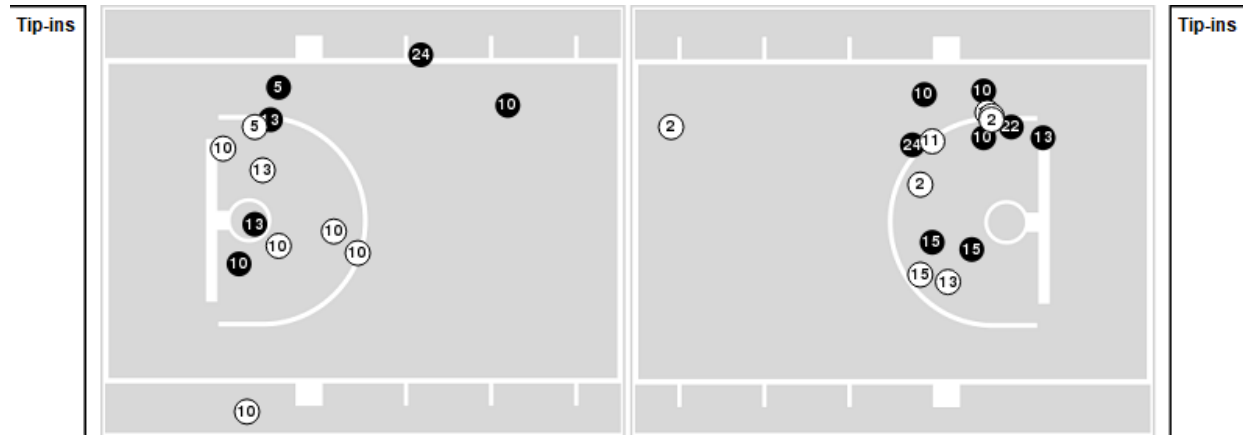
Players => 0, 1, 2, 3, 4, 5, 10, 11, 13, 15, 20, 22, 23, 24, 32, 33, 35FG Types=>AllResults=>All

**Washington St.**

**All Field Goals**



**Blow Up Chart**



● Made ○ Missed N - Player Number

Washington St.	M/A	%
Field Goals	20/54	37
2 Points	17/36	47
3 Points	3/18	17
Free Throws	6/13	46

Washington St.	M/A	%
Points in the Paint	26 (13 / 27)	48
Fast Break Points	7 (3/6)	50
Second Chance Points	3 (1/3)	33
Effective FG%	40	



**Arizona at Washington St.**

02/02/20 Beasley Coliseum, Pullman  
2019-20 Men's Basketball

**Game Time:** 1:00 AM  
**Game Duration:** 1:49  
**Attendance:** 4,032

**Officials:** Gregory Nixon, Frank Harvey III, Daryl Gelinias

**Arizona**

Lineup	Quarter On	Time On	Quarter Off	Time Off	Time on Court	Score	Score Diff	Reb	Stl	Tov	Ass	PPP
0- Green J/ 1- Mannion N/ 3- Smith D/ 13- Gettings S/ 22- Nnaji Z/	1	20:00	1	15:42	04:18	4-4	0	7	0	0	1	0.5714
1- Mannion N/ 3- Smith D/ 10- Baker Jr. J/ 11- Lee I/ 22- Nnaji Z/	1	15:42	1	13:26	02:16	2-5	-3	1	0	1	0	0.6667
0- Green J/ 5- Hazzard M/ 10- Baker Jr. J/ 11- Lee I/ 13- Gettings S/	1	13:26	1	11:41	01:45	2-6	-4	0	0	1	0	0.6667
1- Mannion N/ 5- Hazzard M/ 10- Baker Jr. J/ 13- Gettings S/ 22- Nnaji Z/	1	11:41	1	06:55	04:46	10-0	10	11	1	1	1	1.4535
1- Mannion N/ 5- Hazzard M/ 10- Baker Jr. J/ 13- Gettings S/ 35- Koloko C/	1	06:55	1	06:01	00:54	2-0	2	2	1	0	0	1.0000
0- Green J/ 1- Mannion N/ 3- Smith D/ 11- Lee I/ 35- Koloko C/	1	06:01	1	01:42	04:19	8-4	4	5	2	1	1	1.0000
0- Green J/ 3- Smith D/ 10- Baker Jr. J/ 11- Lee I/ 22- Nnaji Z/	1	01:42	1	00:53	00:48	0-2	-2	1	0	1	0	0.0000
0- Green J/ 3- Smith D/ 10- Baker Jr. J/ 13- Gettings S/ 22- Nnaji Z/	1	00:53	2	20:00	00:54	4-2	2	0	0	0	0	2.0000
0- Green J/ 1- Mannion N/ 3- Smith D/ 13- Gettings S/ 22- Nnaji Z/	2	20:00	2	15:48	04:12	10-7	3	3	2	0	2	1.3661
1- Mannion N/ 3- Smith D/ 10- Baker Jr. J/ 11- Lee I/ 22- Nnaji Z/	2	15:48	2	13:58	01:50	5-2	3	0	1	0	0	1.8116
0- Green J/ 1- Mannion N/ 10- Baker Jr. J/ 11- Lee I/ 22- Nnaji Z/	2	13:58	2	13:58	00:00	1-0	1	0	0	0	0	2.2727
0- Green J/ 5- Hazzard M/ 10- Baker Jr. J/ 11- Lee I/ 22- Nnaji Z/	2	13:58	2	13:18	00:40	0-0	0	2	0	0	0	0.0000
0- Green J/ 5- Hazzard M/ 10- Baker Jr. J/ 11- Lee I/ 13- Gettings S/	2	13:18	2	12:21	00:57	0-1	-1	1	0	0	0	0.0000
0- Green J/ 5- Hazzard M/ 10- Baker Jr. J/ 13- Gettings S/ 35- Koloko C/	2	12:21	2	10:47	01:34	0-0	0	4	0	0	0	0.0000
0- Green J/ 1- Mannion N/ 10- Baker Jr. J/ 13- Gettings S/ 35- Koloko C/	2	10:47	2	10:02	00:45	3-0	3	0	0	0	1	3.0000
0- Green J/ 1- Mannion N/ 10- Baker Jr. J/ 13- Gettings S/ 22- Nnaji Z/	2	10:02	2	08:09	01:53	4-4	0	2	0	1	2	0.6667
1- Mannion N/ 3- Smith D/ 5- Hazzard M/ 13- Gettings S/ 22- Nnaji Z/	2	08:09	2	05:05	03:04	0-6	-6	4	0	0	0	0.0000
0- Green J/ 1- Mannion N/ 3- Smith D/ 10- Baker Jr. J/ 22- Nnaji Z/	2	05:05	2	01:50	03:15	8-2	6	4	1	0	1	1.2658
0- Green J/ 1- Mannion N/ 3- Smith D/ 10- Baker Jr. J/ 11- Lee I/	2	01:50	2	00:52	00:57	0-1	-1	2	0	0	0	0.0000
0- Green J/ 1- Mannion N/ 3- Smith D/ 5- Hazzard M/ 11- Lee I/	2	00:52	2	00:00	00:53	3-3	0	0	0	0	0	3.0000



**Arizona at Washington St.**

02/02/20 Beasley Coliseum, Pullman  
2019-20 Men's Basketball

**Game Time:** 1:00 AM  
**Game Duration:** 1:49  
**Attendance:** 4,032

**Officials:** Gregory Nixon, Frank Harvey III, Daryl Gelinis

**Washington St.**

Lineup	Quarter On	Time On	Quarter Off	Time Off	Time on Court	Score	Score Diff	Reb	Stl	Tov	Ass	PPP
1- Robinson J/2- Elleby C/10- Bonton I/13- Pollard J/24- Williams N/	1	20:00	1	15:42	04:18	4-4	0	5	0	0	1	0.6803
1- Robinson J/2- Elleby C/10- Bonton I/11- Rodman D/15- Markovetsky V/	1	15:42	1	15:42	00:00	0-0	0	0	0	0	0	0.0000
1- Robinson J/2- Elleby C/10- Bonton I/11- Rodman D/15- Markovetsky V/	1	15:42	1	13:45	01:57	5-2	3	0	0	0	0	1.6667
2- Elleby C/10- Bonton I/11- Rodman D/15- Markovetsky V/24- Williams N/	1	13:45	1	11:41	02:04	6-2	4	2	1	0	1	2.0000
1- Robinson J/4- Kunc A/10- Bonton I/13- Pollard J/24- Williams N/	1	11:41	1	09:16	02:25	0-2	-2	1	0	0	0	0.0000
1- Robinson J/2- Elleby C/10- Bonton I/13- Pollard J/24- Williams N/	1	09:16	1	09:06	00:10	0-0	0	0	0	0	0	0.0000
1- Robinson J/2- Elleby C/11- Rodman D/13- Pollard J/24- Williams N/	1	09:06	1	09:06	00:00	0-0	0	0	0	0	0	0.0000
1- Robinson J/2- Elleby C/10- Bonton I/11- Rodman D/13- Pollard J/	1	09:06	1	07:38	01:28	0-7	-7	0	0	1	0	0.0000
1- Robinson J/2- Elleby C/10- Bonton I/11- Rodman D/15- Markovetsky V/	1	07:38	1	05:43	01:55	0-5	-5	3	0	2	0	0.0000
1- Robinson J/2- Elleby C/11- Rodman D/15- Markovetsky V/22- Rapp R/	1	05:43	1	01:42	04:01	4-6	-2	2	0	1	1	0.5714
1- Robinson J/2- Elleby C/10- Bonton I/11- Rodman D/13- Pollard J/	1	01:42	2	20:00	01:42	4-4	0	0	0	0	0	1.0000
1- Robinson J/2- Elleby C/10- Bonton I/13- Pollard J/24- Williams N/	2	20:00	2	18:49	01:11	0-4	-4	1	0	1	0	0.0000
1- Robinson J/2- Elleby C/10- Bonton I/15- Markovetsky V/24- Williams N/	2	18:49	2	16:53	01:56	6-5	1	2	0	0	1	2.0000
2- Elleby C/5- Cannon M/10- Bonton I/15- Markovetsky V/24- Williams N/	2	16:53	2	15:48	01:05	1-1	0	1	0	1	0	0.5319
4- Kunc A/5- Cannon M/10- Bonton I/15- Markovetsky V/24- Williams N/	2	15:48	2	14:30	01:18	2-3	-1	2	0	0	1	2.0000
4- Kunc A/5- Cannon M/10- Bonton I/13- Pollard J/24- Williams N/	2	14:30	2	14:30	00:00	0-0	0	0	0	0	0	0.0000
2- Elleby C/4- Kunc A/10- Bonton I/13- Pollard J/24- Williams N/	2	14:30	2	13:58	00:32	0-2	-2	0	0	1	0	0.0000
2- Elleby C/4- Kunc A/5- Cannon M/10- Bonton I/13- Pollard J/	2	13:58	2	12:46	01:12	0-1	-1	2	0	0	0	0.0000
4- Kunc A/5- Cannon M/10- Bonton I/11- Rodman D/13- Pollard J/	2	12:46	2	12:21	00:25	1-0	1	1	0	0	0	0.6944
4- Kunc A/5- Cannon M/11- Rodman D/13- Pollard J/22- Rapp R/	2	12:21	2	10:47	01:34	0-0	0	0	0	0	0	0.0000
4- Kunc A/11- Rodman D/15- Markovetsky V/22- Rapp R/24- Williams N/	2	10:47	2	10:02	00:45	0-3	-3	0	0	0	0	0.0000
2- Elleby C/4- Kunc A/13- Pollard J/22- Rapp R/24- Williams N/	2	10:13	2	09:22	00:51	0-0	0	1	0	0	0	0.0000
2- Elleby C/4- Kunc A/15- Markovetsky V/22- Rapp R/24- Williams N/	2	10:02	2	10:13	00:11	0-2	-2	2	0	1	0	0.0000
2- Elleby C/4- Kunc A/10- Bonton I/13- Pollard J/24- Williams N/	2	09:22	2	06:15	03:07	7-2	5	4	0	0	2	1.1667
3- Henson D/10- Bonton I/11- Rodman D/13- Pollard J/24- Williams N/	2	06:15	2	04:16	01:59	3-4	-1	3	0	0	1	1.2295
2- Elleby C/5- Cannon M/10- Bonton I/13- Pollard J/24- Williams N/	2	04:16	2	03:04	01:12	2-2	0	0	0	0	0	1.0000
1- Robinson J/2- Elleby C/5- Cannon M/13- Pollard J/24- Williams N/	2	03:04	2	01:50	01:14	0-2	-2	3	0	1	0	0.0000
1- Robinson J/4- Kunc A/5- Cannon M/13- Pollard J/24- Williams N/	2	01:50	2	00:52	00:57	2-0	2	1	0	0	0	1.5152
1- Robinson J/4- Kunc A/5- Cannon M/15- Markovetsky V/24- Williams N/	2	00:52	2	00:52	00:00	0-0	0	0	0	0	0	0.0000
4- Kunc A/5- Cannon M/15- Markovetsky V/22- Rapp R/24- Williams N/	2	00:52	2	00:00	00:53	2-3	-1	0	0	0	0	2.0000



**Arizona at Washington St.**

02/02/20 Beasley Coliseum, Pullman  
2019-20 Men's Basketball

**Game Time:** 1:00 AM  
**Game Duration:** 1:49  
**Attendance:** 4,032

**Officials:** Gregory Nixon, Frank Harvey III, Daryl Gelinias

**Arizona**

Lineup	Time	Score	Score Diff	Pts/Min	Reb	Stl	Tov	Ass	PPP
1- Mannion N/ 5- Hazzard M/ 10- Baker Jr. J/ 13- Gettings S/ 22- Nnaji Z/	04:46	10-0	10	2.0979	11	1	1	1	1.4535
0- Green J/ 1- Mannion N/ 3- Smith D/ 11- Lee I/ 35- Koloko C/	04:19	8-4	4	1.8533	5	2	1	1	1.0000
0- Green J/ 1- Mannion N/ 3- Smith D/ 13- Gettings S/ 22- Nnaji Z/	04:18	4-4	0	0.9302	7	0	0	1	0.5714
0- Green J/ 1- Mannion N/ 3- Smith D/ 13- Gettings S/ 22- Nnaji Z/	04:12	10-7	3	2.3810	3	2	0	2	1.3661
0- Green J/ 1- Mannion N/ 3- Smith D/ 10- Baker Jr. J/ 22- Nnaji Z/	03:15	8-2	6	2.4615	4	1	0	1	1.2658
1- Mannion N/ 3- Smith D/ 5- Hazzard M/ 13- Gettings S/ 22- Nnaji Z/	03:04	0-6	-6	0.0000	4	0	0	0	0.0000
0- Green J/ 5- Hazzard M/ 10- Baker Jr. J/ 11- Lee I/ 13- Gettings S/	02:42	2-7	-5	0.7407	1	0	1	0	0.4000
1- Mannion N/ 3- Smith D/ 10- Baker Jr. J/ 11- Lee I/ 22- Nnaji Z/	02:16	2-5	-3	0.8824	1	0	1	0	0.6667
0- Green J/ 1- Mannion N/ 10- Baker Jr. J/ 13- Gettings S/ 22- Nnaji Z/	01:53	4-4	0	2.1239	2	0	1	2	0.6667
1- Mannion N/ 3- Smith D/ 10- Baker Jr. J/ 11- Lee I/ 22- Nnaji Z/	01:50	5-2	3	2.7273	0	1	0	0	1.8116
0- Green J/ 5- Hazzard M/ 10- Baker Jr. J/ 13- Gettings S/ 35- Koloko C/	01:34	0-0	0	0.0000	4	0	0	0	0.0000
0- Green J/ 1- Mannion N/ 3- Smith D/ 10- Baker Jr. J/ 11- Lee I/	00:57	0-1	-1	0.0000	2	0	0	0	0.0000
1- Mannion N/ 5- Hazzard M/ 10- Baker Jr. J/ 13- Gettings S/ 35- Koloko C/	00:54	2-0	2	2.2222	2	1	0	0	1.0000
0- Green J/ 3- Smith D/ 10- Baker Jr. J/ 13- Gettings S/ 22- Nnaji Z/	00:54	4-2	2	4.4444	0	0	0	0	2.0000
0- Green J/ 1- Mannion N/ 3- Smith D/ 5- Hazzard M/ 11- Lee I/	00:53	3-3	0	3.3962	0	0	0	0	3.0000
0- Green J/ 3- Smith D/ 10- Baker Jr. J/ 11- Lee I/ 22- Nnaji Z/	00:48	0-2	-2	0.0000	1	0	1	0	0.0000
0- Green J/ 1- Mannion N/ 10- Baker Jr. J/ 13- Gettings S/ 35- Koloko C/	00:45	3-0	3	4.0000	0	0	0	1	3.0000
0- Green J/ 5- Hazzard M/ 10- Baker Jr. J/ 11- Lee I/ 22- Nnaji Z/	00:40	0-0	0	0.0000	2	0	0	0	0.0000
0- Green J/ 1- Mannion N/ 10- Baker Jr. J/ 11- Lee I/ 22- Nnaji Z/	00:00	1-0	1	∞	0	0	0	0	2.2727



**Arizona at Washington St.**

02/02/20 Beasley Coliseum, Pullman  
2019-20 Men's Basketball

**Game Time:** 1:00 AM  
**Game Duration:** 1:49  
**Attendance:** 4,032

**Officials:** Gregory Nixon, Frank Harvey III, Daryl Gelinias

**Washington St.**

Lineup	Time	Score	Score Diff	Pts/Min	Reb	Stl	Tov	Ass	PPP
1- Robinson J/ 2- Elleby C/ 10- Bonton I/ 13- Pollard J/ 24- Williams N/	05:39	4-8	-4	0.7080	6	0	1	1	0.4505
1- Robinson J/ 2- Elleby C/ 11- Rodman D/ 15- Markovetsky V/ 22- Rapp R/	04:01	4-6	-2	0.9959	2	0	1	1	0.5714
2- Elleby C/ 4- Kunc A/ 10- Bonton I/ 13- Pollard J/ 24- Williams N/	03:39	7-4	3	1.9178	4	0	1	2	1.0000
1- Robinson J/ 2- Elleby C/ 10- Bonton I/ 11- Rodman D/ 13- Pollard J/	03:10	4-11	-7	1.2632	0	0	1	0	0.5714
1- Robinson J/ 4- Kunc A/ 10- Bonton I/ 13- Pollard J/ 24- Williams N/	02:25	0-2	-2	0.0000	1	0	0	0	0.0000
2- Elleby C/ 10- Bonton I/ 11- Rodman D/ 15- Markovetsky V/ 24- Williams N/	02:04	6-2	4	2.9032	2	1	0	1	2.0000
3- Henson D/ 10- Bonton I/ 11- Rodman D/ 13- Pollard J/ 24- Williams N/	01:59	3-4	-1	1.5126	3	0	0	1	1.2295
1- Robinson J/ 2- Elleby C/ 10- Bonton I/ 11- Rodman D/ 15- Markovetsky V/	01:57	5-2	3	2.5641	0	0	0	0	1.6667
1- Robinson J/ 2- Elleby C/ 10- Bonton I/ 15- Markovetsky V/ 24- Williams N/	01:56	6-5	1	3.1034	2	0	0	1	2.0000
1- Robinson J/ 2- Elleby C/ 10- Bonton I/ 11- Rodman D/ 15- Markovetsky V/	01:55	0-5	-5	0.0000	3	0	2	0	0.0000
4- Kunc A/ 5- Cannon M/ 11- Rodman D/ 13- Pollard J/ 22- Rapp R/	01:34	0-0	0	0.0000	0	0	0	0	0.0000
4- Kunc A/ 5- Cannon M/ 10- Bonton I/ 15- Markovetsky V/ 24- Williams N/	01:18	2-3	-1	1.5385	2	0	0	1	2.0000
1- Robinson J/ 2- Elleby C/ 5- Cannon M/ 13- Pollard J/ 24- Williams N/	01:14	0-2	-2	0.0000	3	0	1	0	0.0000
2- Elleby C/ 4- Kunc A/ 5- Cannon M/ 10- Bonton I/ 13- Pollard J/	01:12	0-1	-1	0.0000	2	0	0	0	0.0000
2- Elleby C/ 5- Cannon M/ 10- Bonton I/ 13- Pollard J/ 24- Williams N/	01:12	2-2	0	1.6667	0	0	0	0	1.0000
2- Elleby C/ 5- Cannon M/ 10- Bonton I/ 15- Markovetsky V/ 24- Williams N/	01:05	1-1	0	0.9231	1	0	1	0	0.5319
1- Robinson J/ 4- Kunc A/ 5- Cannon M/ 13- Pollard J/ 24- Williams N/	00:57	2-0	2	2.1053	1	0	0	0	1.5152
4- Kunc A/ 5- Cannon M/ 15- Markovetsky V/ 22- Rapp R/ 24- Williams N/	00:53	2-3	-1	2.2642	0	0	0	0	2.0000
2- Elleby C/ 4- Kunc A/ 13- Pollard J/ 22- Rapp R/ 24- Williams N/	00:51	0-0	0	0.0000	1	0	0	0	0.0000
4- Kunc A/ 11- Rodman D/ 15- Markovetsky V/ 22- Rapp R/ 24- Williams N/	00:45	0-3	-3	0.0000	0	0	0	0	0.0000
4- Kunc A/ 5- Cannon M/ 10- Bonton I/ 11- Rodman D/ 13- Pollard J/	00:25	1-0	1	2.4000	1	0	0	0	0.6944
1- Robinson J/ 2- Elleby C/ 11- Rodman D/ 13- Pollard J/ 24- Williams N/	00:00	0-0	0	NaN	0	0	0	0	0.0000
4- Kunc A/ 5- Cannon M/ 10- Bonton I/ 13- Pollard J/ 24- Williams N/	00:00	0-0	0	NaN	0	0	0	0	0.0000
1- Robinson J/ 4- Kunc A/ 5- Cannon M/ 15- Markovetsky V/ 24- Williams N/	00:00	0-0	0	NaN	0	0	0	0	0.0000
2- Elleby C/ 4- Kunc A/ 15- Markovetsky V/ 22- Rapp R/ 24- Williams N/	00:11	0-2	-2	0.0000	2	0	1	0	0.0000