



**Arizona at California**

02/14/20 Haas Pavilion, Berkeley  
2019-20 Men's Basketball

Game Time: 3:40 AM  
Game Duration: 1:57  
Attendance: 6,291

Officials: Gregory Nixon, Bert Smith, Bob Staffen

Arizona - 68

Record: 17-7 (7-4)

NO.	Name	Min	FG			Rebounds			Fouls		TP	AS	TO	ST	Blocks		+/-
			M-A	M-A	M-A	OR	DR	TOT	PF	FD					BS	BA	
13	Stone Gettings	F 26:25	3-6	1-2	0-0	1	2	3	4	0	7	2	0	1	0	0	9
22	Zeke Nnaji	F 32:56	8-13	0-1	5-8	1	4	5	2	9	21	2	1	1	2	0	6
0	Josh Green	G 22:20	1-6	0-2	2-4	0	6	6	2	2	4	1	0	1	0	0	9
1	Nico Mannion	G 33:34	3-9	0-3	4-4	0	1	1	1	2	10	5	3	2	0	0	14
3	Dylan Smith	G 31:05	5-7	4-5	0-1	0	5	5	3	2	14	2	2	0	0	0	2
10	Jemarl Baker Jr.	19:04	1-4	0-1	1-2	1	5	6	1	1	3	3	1	0	2	0	13
11	Ira Lee	11:43	2-3	0-0	0-0	0	1	1	1	1	4	0	2	1	0	0	7
5	Max Hazzard	13:57	1-2	1-2	0-0	0	3	3	1	0	3	0	1	0	0	0	10
35	Christian Koloko	06:01	0-0	0-0	0-0	0	0	0	0	0	0	0	0	0	2	0	7
4	Chase Jeter	02:55	1-2	0-0	0-0	0	1	1	2	0	2	0	0	0	0	0	3
Team						1	0	1			0		0				
<b>Totals</b>			25-52	6-16	12-19	4	28	32	17	17	68	15	10	6	6	0	16

Shooting By Period		
1st FG%	11-24	45.8%
3PT%	1-7	14.3%
FT%	4-6	66.7%
2nd FG%	14-28	50.0%
3PT%	5-9	55.6%
FT%	8-13	61.5%
GM FG%	25-52	48.1%
3PT%	6-16	37.5%
FT%	12-19	63.2%

Dead Ball Rebounds: 3, 0

Technical Fouls::NONE

California - 52

Record: 10-14 (4-7)

NO.	Name	Min	FG			Rebounds			Fouls		TP	AS	TO	ST	Blocks		+/-
			M-A	M-A	M-A	OR	DR	TOT	PF	FD					BS	BA	
15	Grant Anticevich	F 27:12	4-8	0-2	0-0	1	2	3	3	2	8	0	1	0	0	0	-13
21	Lars Thiemann	C 12:17	0-1	0-0	0-0	1	0	1	3	0	0	0	2	0	0	1	-10
3	Paris Austin	G 34:41	2-10	1-2	1-2	0	0	0	0	6	6	2	4	0	0	1	-11
10	Kareem South	G 31:03	3-11	1-4	0-0	0	3	3	3	2	7	1	0	1	0	1	-14
20	Matt Bradley	G 39:02	7-18	3-7	2-2	2	6	8	2	2	19	2	4	0	0	3	-16
22	Andre Kelly	26:13	4-6	0-0	0-0	2	7	9	3	2	8	0	0	1	0	0	2
33	D.J. Thorpe	07:39	0-0	0-0	1-6	2	1	3	3	3	1	0	2	0	0	0	-9
1	Joel Brown	10:46	0-0	0-0	0-0	0	1	1	0	0	0	2	0	0	0	0	-4
12	Kuany Kuany	04:16	0-0	0-0	0-0	0	1	1	0	0	0	0	1	0	0	0	-3
34	Dimitrios Klonaras	06:39	1-1	1-1	0-0	0	1	1	0	0	3	0	0	0	0	0	-2
0	Jacob Orender	00:12	0-0	0-0	0-0	0	0	0	0	0	0	0	0	0	0	0	0
Team						2	5	7			0		1				
<b>Totals</b>			21-55	6-16	4-10	10	27	37	17	17	52	7	15	2	0	6	-16

Shooting By Period		
1st FG%	8-25	32.0%
3PT%	3-9	33.3%
FT%	1-2	50%
2nd FG%	13-30	43.3%
3PT%	3-7	42.9%
FT%	3-8	37.5%
GM FG%	21-55	38.2%
3PT%	6-16	37.5%
FT%	4-10	40.0%

Dead Ball Rebounds: 2, 0

Technical Fouls::NONE

	ZONA	Cal
Biggest lead	19 (2 <sup>nd</sup> 4:03)	1 (1 <sup>st</sup> 15:24)
Best Scoring Run	12(2 <sup>nd</sup> 10:17)	6(2 <sup>nd</sup> 14:00)
Lead Changes	2	
Times Tied	3	
Time with Lead	36:07	01:28

Points from	ZONA	Cal
Turnovers	15	8
Paint	28	24
Second Chance	9	2
Fast Breaks	7	4
Bench	12	12

Period by Period Scoring			
	1st	2nd	TOT
ZONA	27	41	68
Cal	20	32	52



**Arizona at California**

02/14/20 Haas Pavilion, Berkeley  
2019-20 Men's Basketball

**Game Time:** 3:40 AM  
**Game Duration:** 1:57  
**Attendance:** 6,291

**Officials:** Gregory Nixon, Bert Smith, Bob Staffen

**Period 1**

**Quarter Starters:**

<b>Cal</b>	3 Austin P	10 South K	15 Anticevich G	20 Bradley M	21 Thiemann L
<b>ZONA</b>	0 Green J	1 Mannion N	3 Smith D	13 Gettings S	22 Nnaji Z

Game Time	Cal	Score	Diff	ZONA
20:00	21 THIEMANN L jumpball lost			22 NNAJI Z jumpball won
19:40	21 THIEMANN L foul shooting (1 - 1)			22 NNAJI Z foul drawn (1)
19:40		<b>0-1</b>	<b>-1</b>	22 NNAJI Z free throw 1 - 2 made (1)
19:40	21 THIEMANN L substitution out			
19:40	22 KELLY A substitution in			
19:40		<b>0-2</b>	<b>-2</b>	22 NNAJI Z free throw 2 - 2 made (2)
19:22	20 BRADLEY M 2pt FG in the paint, made (2)	<b>2-2</b>	<b>0</b>	
19:05		<b>2-5</b>	<b>-3</b>	13 GETTINGS S 3pt FG , jump shot made (3)
19:05				1 MANNION N assist (1)
18:40	3 AUSTIN P turnover bad pass (1)			
18:25				0 GREEN J 3pt FG , jump shot missed
18:21	22 KELLY A defensive rebound (1)			
18:05	3 AUSTIN P 2pt FG outside the paint, jump shot missed			
18:02				3 SMITH D defensive rebound (1)
17:56				3 SMITH D 3pt FG , jump shot missed
17:53	20 BRADLEY M defensive rebound (1)			
17:26	3 AUSTIN P 3pt FG , jump shot made (3)	<b>5-5</b>	<b>0</b>	
17:26	10 SOUTH K assist (1)			
17:02		<b>5-7</b>	<b>-2</b>	0 GREEN J 2pt FG outside the paint, jump shot made (2)
17:02				22 NNAJI Z assist (1)
16:26	3 AUSTIN P 2pt FG in the paint, layup missed			
16:23				3 SMITH D defensive rebound (2)
16:20				0 GREEN J 2pt FG outside the paint, jump shot missed
16:17	10 SOUTH K defensive rebound (1)			
15:57	10 SOUTH K 3pt FG , jump shot missed			
15:54				22 NNAJI Z defensive rebound (1)
15:48				13 GETTINGS S 3pt FG , jump shot missed
15:45	15 ANTICEVICH G defensive rebound (1)			
15:24	20 BRADLEY M 3pt FG , jump shot made (5)	<b>8-7</b>	<b>1</b>	
15:24	3 AUSTIN P assist (1)			
15:00				22 NNAJI Z turnover bad pass (1)
15:00	22 KELLY A substitution out			
15:00	33 THORPE D substitution in			
15:00				0 GREEN J substitution out
15:00				13 GETTINGS S substitution out
15:00				10 BAKER JR. J substitution in
15:00				11 LEE I substitution in
14:40	33 THORPE D foul offensive (1 - 2)			22 NNAJI Z foul drawn (2)
14:40	33 THORPE D turnover offensive (1)			
14:20				22 NNAJI Z 2pt FG in the paint, missed
14:17	20 BRADLEY M defensive rebound (2)			
13:59	20 BRADLEY M turnover bad pass (1)			22 NNAJI Z steal (1)
13:56	15 ANTICEVICH G foul shooting (1 - 3)			10 BAKER JR. J foul drawn (1)



**Arizona at California**

02/14/20 Haas Pavilion, Berkeley  
2019-20 Men's Basketball

**Game Time:** 3:40 AM  
**Game Duration:** 1:57  
**Attendance:** 6,291

**Officials:** Gregory Nixon, Bert Smith, Bob Staffen

Game Time	Cal	Score	Diff	ZONA
13:56		<b>8-8</b>	<b>0</b>	10 BAKER JR. J free throw fast break 1 - 2 made (1)
13:56	3 AUSTIN P substitution out			
13:56	15 ANTICEVICH G substitution out			
13:56	33 THORPE D substitution out			
13:56	1 BROWN J substitution in			
13:56	21 THIEMANN L substitution in			
13:56	22 KELLY A substitution in			
13:56				1 MANNION N substitution out
13:56				3 SMITH D substitution out
13:56				0 GREEN J substitution in
13:56				5 HAZZARD M substitution in
13:56				10 BAKER JR. J free throw fast break 2 - 2 missed
13:54	22 KELLY A defensive rebound (2)			
13:30	20 BRADLEY M 3pt FG , jump shot missed			
13:27				0 GREEN J defensive rebound (1)
13:23				10 BAKER JR. J 3pt FG , jump shot missed
13:20	defensive rebound (7)			
13:11	10 SOUTH K foul drawn (1)			0 GREEN J foul personal (1 - 1)
12:56	22 KELLY A 2pt FG in the paint, layup missed			
12:50				10 BAKER JR. J defensive rebound (1)
12:32	22 KELLY A foul shooting (1 - 4)			0 GREEN J foul drawn (1)
12:32				0 GREEN J free throw 1 - 2 missed
12:32				offensive dead ball rebound (1)
12:32	10 SOUTH K substitution out			
12:32	3 AUSTIN P substitution in			
12:32				22 NNAJI Z substitution out
12:32				35 KOLOKO C substitution in
12:32	22 KELLY A substitution out			
12:32	15 ANTICEVICH G substitution in			
12:32		<b>8-9</b>	<b>-1</b>	0 GREEN J free throw 2 - 2 made (3)
12:02	turnover shot clock (4)			
11:38		<b>8-11</b>	<b>-3</b>	11 LEE I 2pt FG in the paint, layup made (2)
11:21	15 ANTICEVICH G 3pt FG , jump shot missed			
11:17				5 HAZZARD M defensive rebound (1)
11:06				11 LEE I 2pt FG in the paint, missed
11:04				offensive rebound (7)
11:04				Timeout media
11:04	1 BROWN J substitution out			
11:04	10 SOUTH K substitution in			
11:04				10 BAKER JR. J substitution out
11:04				11 LEE I substitution out
11:04				35 KOLOKO C substitution out
11:04				1 MANNION N substitution in
11:04				13 GETTINGS S substitution in
11:04				22 NNAJI Z substitution in
10:59		<b>8-13</b>	<b>-5</b>	22 NNAJI Z 2pt FG in the paint, jump shot made (4)
10:59				1 MANNION N assist (2)
10:29	3 AUSTIN P 2pt FG in the paint, missed			
10:27				0 GREEN J defensive rebound (2)



**Arizona at California**

02/14/20 Haas Pavilion, Berkeley  
2019-20 Men's Basketball

**Game Time:** 3:40 AM  
**Game Duration:** 1:57  
**Attendance:** 6,291

**Officials:** Gregory Nixon, Bert Smith, Bob Staffen

Game Time	Cal	Score	Diff	ZONA
10:18		<b>8-15</b>	<b>-7</b>	1 MANNION N 2pt FG in the paint, made (2)
09:52	20 BRADLEY M 2pt FG in the paint, missed			
09:50	21 THIEMANN L offensive rebound (1)			
09:48	21 THIEMANN L turnover lost ball (1)			0 GREEN J steal (1)
09:37				1 MANNION N 3pt FG , jump shot missed
09:36	defensive rebound (9)			
09:36	20 BRADLEY M foul drawn (1)			13 GETTINGS S foul personal (1 - 2)
09:36	21 THIEMANN L substitution out			
09:36	22 KELLY A substitution in			
09:36				0 GREEN J substitution out
09:36				5 HAZZARD M substitution out
09:36				3 SMITH D substitution in
09:36				10 BAKER JR. J substitution in
09:17	10 SOUTH K 2pt FG in the paint, made (2)	<b>10-15</b>	<b>-5</b>	
08:52		<b>10-17</b>	<b>-7</b>	13 GETTINGS S 2pt FG in the paint, made (5)
08:27	20 BRADLEY M foul offensive (1 - 5)			3 SMITH D foul drawn (1)
08:27	20 BRADLEY M turnover offensive (2)			
08:09				1 MANNION N turnover bad pass (1)
07:48	20 BRADLEY M 3pt FG , jump shot made (8)	<b>13-17</b>	<b>-4</b>	
07:24				22 NNAJI Z 2pt FG outside the paint, missed
07:20	22 KELLY A defensive rebound (3)			
07:18	20 BRADLEY M 2pt FG in the paint, layup blocked			
07:18				10 BAKER JR. J block (1)
07:13				10 BAKER JR. J defensive rebound (2)
07:11		<b>13-19</b>	<b>-6</b>	1 MANNION N 2pt FG fast break outside the paint, jump shot made (4)
07:11				10 BAKER JR. J assist (1)
06:49	20 BRADLEY M 3pt FG , jump shot missed			
06:46	22 KELLY A offensive rebound (4)			
06:43	22 KELLY A 2pt FG in the paint, jump shot missed			
06:40				1 MANNION N defensive rebound (1)
06:32				3 SMITH D 2pt FG in the paint, jump shot missed
06:28	22 KELLY A defensive rebound (5)			
06:05	22 KELLY A foul drawn (1)			13 GETTINGS S foul personal (2 - 3)
06:05	Timeout media			
06:05	15 ANTICEVICH G substitution out			
06:05	20 BRADLEY M substitution out			
06:05	12 KUANY K substitution in			
06:05	33 THORPE D substitution in			
06:05				1 MANNION N substitution out
06:05				13 GETTINGS S substitution out
06:05				22 NNAJI Z substitution out
06:05				4 JETER C substitution in
06:05				5 HAZZARD M substitution in
06:05				11 LEE I substitution in
06:03	3 AUSTIN P turnover bad pass (2)			
05:59				11 LEE I turnover dribbling violation (1)
05:42	10 SOUTH K 2pt FG outside the paint, jump shot missed			
05:39				10 BAKER JR. J defensive rebound (3)



**Arizona at California**

02/14/20 Haas Pavilion, Berkeley  
2019-20 Men's Basketball

**Game Time:** 3:40 AM  
**Game Duration:** 1:57  
**Attendance:** 6,291

**Officials:** Gregory Nixon, Bert Smith, Bob Staffen

Game Time	Cal	Score	Diff	ZONA
05:33	22 KELLY A steal (1)			10 BAKER JR. J turnover bad pass (1)
05:23	3 AUSTIN P 2pt FG in the paint, layup missed			
05:20				5 HAZZARD M defensive rebound (2)
05:19	3 AUSTIN P foul drawn (1)			5 HAZZARD M foul offensive (1 - 4)
05:19				5 HAZZARD M turnover offensive (1)
05:19	10 SOUTH K substitution out			
05:19	22 KELLY A substitution out			
05:19	15 ANTICEVICH G substitution in			
05:19	20 BRADLEY M substitution in			
05:19				3 SMITH D substitution out
05:19				0 GREEN J substitution in
05:04	33 THORPE D foul drawn (1)			4 JETER C foul shooting (1 - 5)
05:04	33 THORPE D free throw 1 - 2 missed			
05:04	offensive dead ball rebound (1)			
05:04				10 BAKER JR. J substitution out
05:04				1 MANNION N substitution in
05:04	33 THORPE D free throw 2 - 2 made (1)	<b>14-19</b>	<b>-5</b>	
04:43				4 JETER C 2pt FG in the paint, jump shot missed
04:39	12 KUANY K defensive rebound (1)			
04:38	12 KUANY K turnover lost ball (1)			11 LEE I steal (1)
04:38		<b>14-21</b>	<b>-7</b>	11 LEE I 2pt FG in the paint, layup made (4)
04:21	15 ANTICEVICH G 3pt FG , jump shot missed			
04:18				11 LEE I defensive rebound (1)
04:12		<b>14-23</b>	<b>-9</b>	4 JETER C 2pt FG in the paint, layup made (2)
04:12				1 MANNION N assist (3)
04:06	Timeout 30 Sec			
04:06	12 KUANY K substitution out			
04:06	10 SOUTH K substitution in			
04:06				5 HAZZARD M substitution out
04:06				3 SMITH D substitution in
03:40	15 ANTICEVICH G 2pt FG outside the paint, jump shot missed			
03:37				4 JETER C defensive rebound (1)
03:32				1 MANNION N 2pt FG outside the paint, jump shot missed
03:29	33 THORPE D defensive rebound (1)			
03:10	3 AUSTIN P foul drawn (2)			4 JETER C foul personal (2 - 6)
03:10	15 ANTICEVICH G substitution out			
03:10	22 KELLY A substitution in			
03:10				4 JETER C substitution out
03:10				22 NNAJI Z substitution in
02:52	3 AUSTIN P 2pt FG outside the paint, jump shot made (5)	<b>16-23</b>	<b>-7</b>	
02:35		<b>16-25</b>	<b>-9</b>	22 NNAJI Z 2pt FG in the paint, made (6)
02:35				0 GREEN J assist (1)
02:15	20 BRADLEY M 2pt FG outside the paint, jump shot missed			
02:10				22 NNAJI Z defensive rebound (2)
02:08				1 MANNION N turnover bad pass (2)
02:08	33 THORPE D substitution out			
02:08	21 THIEMANN L substitution in			
02:08				11 LEE I substitution out
02:08				13 GETTINGS S substitution in



Official Basketball Play by Play - First Half

### Arizona at California

02/14/20 Haas Pavilion, Berkeley  
2019-20 Men's Basketball

**Game Time:** 3:40 AM  
**Game Duration:** 1:57  
**Attendance:** 6,291

**Officials:** Gregory Nixon, Bert Smith, Bob Staffen

Game Time	Cal	Score	Diff	ZONA
01:46	22 KELLY A 2pt FG in the paint, layup made (2)	<b>18-25</b>	<b>-7</b>	
01:19				0 GREEN J 3pt FG , jump shot missed
01:15	22 KELLY A defensive rebound (6)			
01:02	10 SOUTH K 2pt FG in the paint, made (4)	<b>20-25</b>	<b>-5</b>	
00:54				Timeout 30 Sec
00:54				1 MANNION N substitution out
00:54				10 BAKER JR. J substitution in
00:39		<b>20-27</b>	<b>-7</b>	10 BAKER JR. J 2pt FG outside the paint, made (3)
00:05	3 AUSTIN P 3pt FG , jump shot blocked			
00:05				10 BAKER JR. J block (2)
00:01				0 GREEN J defensive rebound (3)
<b>END OF PERIOD</b>				
<b>Cal 20-27 ZONA</b>				



Arizona at California

02/14/20 Haas Pavilion, Berkeley  
2019-20 Men's Basketball

Game Time: 3:40 AM  
Game Duration: 1:57  
Attendance: 6,291

Officials: Gregory Nixon, Bert Smith, Bob Staffen

Arizona - 27

NO.	Name	F	Min	FG			Rebounds			Fouls		TP	AS	TO	ST	Blocks		+/-
				M-A	M-A	M-A	OR	DR	TOT	PF	FD					BS	BA	
13	Stone Gettings	F	12:07	2-3	1-2	0-0	0	0	0	2	0	5	0	0	0	0	0	0
22	Zeke Nnaji	F	15:37	2-4	0-0	2-2	0	2	2	0	2	6	1	1	1	0	0	1
0	Josh Green	G	14:39	1-4	0-2	1-2	0	3	3	1	1	3	1	0	1	0	0	7
1	Nico Mannion	G	15:12	2-4	0-1	0-0	0	1	1	0	0	4	3	2	0	0	0	2
3	Dylan Smith	G	14:27	0-2	0-1	0-0	0	2	2	0	1	0	0	0	0	0	0	-3
10	Jemarl Baker Jr.		09:23	1-2	0-1	1-2	0	3	3	0	1	3	1	1	0	2	0	5
11	Ira Lee		07:53	2-3	0-0	0-0	0	1	1	0	0	4	0	1	1	0	0	7
5	Max Hazzard		06:19	0-0	0-0	0-0	0	2	2	1	0	0	0	1	0	0	0	10
35	Christian Koloko		01:28	0-0	0-0	0-0	0	0	0	0	0	0	0	0	0	0	0	3
4	Chase Jeter		02:55	1-2	0-0	0-0	0	1	1	2	0	2	0	0	0	0	0	3
Team							1	0	1			0		0				
<b>Totals</b>				11-24	1-7	4-6	1	15	16	6	5	27	6	6	3	2	0	7

Shooting By Period		
1st FG%	11-24	45.8%
3PT%	1-7	14.3%
FT%	4-6	66.7%
GM FG%	11-24	45.8%
3PT%	1-7	14.3%
FT%	4-6	66.7%

Dead Ball Rebounds: 1, 0

Technical Fouls::NONE

California - 20

NO.	Name	F	Min	FG			Rebounds			Fouls		TP	AS	TO	ST	Blocks		+/-
				M-A	M-A	M-A	OR	DR	TOT	PF	FD					BS	BA	
15	Grant Anticevich	F	14:40	0-3	0-2	0-0	0	1	1	1	0	0	0	0	0	0	0	-9
21	Lars Thiemann	C	06:48	0-0	0-0	0-0	1	0	1	1	0	0	0	1	0	0	0	-6
3	Paris Austin	G	18:36	2-7	1-2	0-0	0	0	0	0	2	5	1	2	0	0	1	-7
10	Kareem South	G	17:19	2-4	0-1	0-0	0	1	1	0	1	4	1	0	0	0	0	-1
20	Matt Bradley	G	19:14	3-8	2-4	0-0	0	2	2	1	1	8	0	2	0	0	1	-7
22	Andre Kelly		13:31	1-3	0-0	0-0	1	5	6	1	1	2	0	0	1	0	0	5
33	D.J. Thorpe		05:01	0-0	0-0	1-2	0	1	1	1	1	1	0	1	0	0	0	-4
1	Joel Brown		02:52	0-0	0-0	0-0	0	0	0	0	0	0	0	0	0	0	0	-3
12	Kuany Kuany		01:59	0-0	0-0	0-0	0	1	1	0	0	0	0	1	0	0	0	-3
Team							0	2	2			0		1				
<b>Totals</b>				8-25	3-9	1-2	2	13	15	5	6	20	2	8	1	0	2	-7

Shooting By Period		
1st FG%	8-25	32.0%
3PT%	3-9	33.3%
FT%	1-2	50%
GM FG%	8-25	32.0%
3PT%	3-9	33.3%
FT%	1-2	50.0%

Dead Ball Rebounds: 1, 0

Technical Fouls::NONE

	ZONA	Cal
Biggest lead	9 (1st 4:12)	1 (1st 15:24)
Best Scoring Run	8(1st 10:18)	4(1st 1:02)
Lead Changes	2	
Times Tied	3	
Time with Lead	16:07	01:28

Points from	ZONA	Cal
Turnovers	5	6
Paint	14	8
Second Chance	2	0
Fast Breaks	3	0
Bench	9	3

Period by Period Scoring		
	1st	TOT
ZONA	27	27
Cal	20	20



**Arizona at California**

02/14/20 Haas Pavilion, Berkeley  
2019-20 Men's Basketball

**Game Time:** 3:40 AM  
**Game Duration:** 1:57  
**Attendance:** 6,291

**Officials:** Gregory Nixon, Bert Smith, Bob Staffen

**Period 2**

**Quarter Starters:**

<b>Cal</b>	3 Austin P	20 Bradley M	10 South K	22 Kelly A	21 Thiemann L
<b>ZONA</b>	0 Green J	3 Smith D	22 Nnaji Z	13 Gettings S	1 Mannion N

Game Time	Cal	Score	Diff	ZONA
20:00				10 BAKER JR. J substitution out
20:00				1 MANNION N substitution in
19:32	3 AUSTIN P foul drawn (3)			1 MANNION N foul shooting (1 - 1)
19:32	3 AUSTIN P free throw 1 - 2 made (6)	<b>21-27</b>	<b>-6</b>	
19:32	3 AUSTIN P free throw 2 - 2 missed			
19:30				3 SMITH D defensive rebound (3)
19:16	21 THIEMANN L foul personal (2 - 1)			22 NNAJI Z foul drawn (3)
19:07		<b>21-30</b>	<b>-9</b>	3 SMITH D 3pt FG , jump shot made (3)
19:07				1 MANNION N assist (4)
18:53	10 SOUTH K 3pt FG , jump shot made (7)	<b>24-30</b>	<b>-6</b>	
18:53	3 AUSTIN P assist (2)			
18:37				22 NNAJI Z 2pt FG outside the paint, jump shot missed
18:35	10 SOUTH K defensive rebound (2)			
18:35	10 SOUTH K foul drawn (2)			0 GREEN J foul personal (2 - 2)
18:08	3 AUSTIN P 2pt FG outside the paint, jump shot missed			
18:03				13 GETTINGS S defensive rebound (1)
17:40		<b>24-32</b>	<b>-8</b>	3 SMITH D 2pt FG in the paint, made (5)
17:40	10 SOUTH K foul shooting (1 - 2)			3 SMITH D foul drawn (2)
17:40				3 SMITH D free throw 1 - 1 missed
17:38	10 SOUTH K defensive rebound (3)			
17:19	10 SOUTH K 3pt FG , jump shot missed			
17:16				13 GETTINGS S defensive rebound (2)
17:06				22 NNAJI Z 3pt FG , jump shot missed
17:02	20 BRADLEY M defensive rebound (3)			
16:41	22 KELLY A 2pt FG in the paint, layup made (4)	<b>26-32</b>	<b>-6</b>	
16:30	10 SOUTH K steal (1)			1 MANNION N turnover bad pass (3)
16:25	10 SOUTH K 2pt FG in the paint, missed			
16:21	20 BRADLEY M offensive rebound (4)			
16:21	20 BRADLEY M 2pt FG in the paint, layup missed			
16:20				0 GREEN J defensive rebound (4)
16:20	10 SOUTH K foul shooting (2 - 3)			0 GREEN J foul drawn (2)
16:19				1 MANNION N substitution out
16:19				13 GETTINGS S substitution out
16:19				10 BAKER JR. J substitution in
16:19				11 LEE I substitution in
16:19	10 SOUTH K substitution out			
16:19	21 THIEMANN L substitution out			
16:19	1 BROWN J substitution in			
16:19	15 ANTICEVICH G substitution in			
16:20				0 GREEN J free throw fast break 1 - 2 missed
16:20				offensive dead ball rebound (2)
16:20		<b>26-33</b>	<b>-7</b>	0 GREEN J free throw fast break 2 - 2 made (4)
15:59	15 ANTICEVICH G 2pt FG in the paint, layup made (2)	<b>28-33</b>	<b>-5</b>	





**Arizona at California**

02/14/20 Haas Pavilion, Berkeley  
2019-20 Men's Basketball

**Game Time:** 3:40 AM  
**Game Duration:** 1:57  
**Attendance:** 6,291

**Officials:** Gregory Nixon, Bert Smith, Bob Staffen

Game Time	Cal	Score	Diff	ZONA
15:59	20 BRADLEY M assist (1)			
15:41	15 ANTICEVICH G foul personal (2 - 4)			11 LEE I foul drawn (1)
15:41	Timeout media			
15:41				0 GREEN J substitution out
15:41				5 HAZZARD M substitution in
15:23				5 HAZZARD M 3pt FG , jump shot missed
15:19	1 BROWN J defensive rebound (1)			
15:03	22 KELLY A 2pt FG in the paint, layup made (6)	<b>30-33</b>	<b>-3</b>	
15:03	20 BRADLEY M assist (2)			
14:42				11 LEE I turnover travel (2)
14:42				5 HAZZARD M substitution out
14:42				11 LEE I substitution out
14:42				1 MANNION N substitution in
14:42				13 GETTINGS S substitution in
14:28	20 BRADLEY M 3pt FG , jump shot missed			
14:26				10 BAKER JR. J defensive rebound (4)
14:15				22 NNAJI Z 2pt FG in the paint, layup missed
14:13	15 ANTICEVICH G defensive rebound (2)			
14:00	15 ANTICEVICH G 2pt FG outside the paint, jump shot made (4)	<b>32-33</b>	<b>-1</b>	
14:00	1 BROWN J assist (1)			
13:52	Timeout media			
13:35		<b>32-35</b>	<b>-3</b>	22 NNAJI Z 2pt FG in the paint, layup made (8)
13:35	22 KELLY A foul shooting (2 - 5)			22 NNAJI Z foul drawn (4)
13:30				22 NNAJI Z free throw 1 - 1 missed
13:28	20 BRADLEY M defensive rebound (5)			
13:24	3 AUSTIN P turnover bad pass (3)			
13:24	3 AUSTIN P substitution out			
13:24	10 SOUTH K substitution in			
13:13		<b>32-37</b>	<b>-5</b>	22 NNAJI Z 2pt FG in the paint, made (10)
13:13				3 SMITH D assist (1)
12:50	15 ANTICEVICH G 2pt FG outside the paint, jump shot missed			
12:44				3 SMITH D defensive rebound (4)
12:42	10 SOUTH K foul personal (3 - 6)			1 MANNION N foul drawn (1)
12:38				1 MANNION N 3pt FG , jump shot missed
12:33	22 KELLY A defensive rebound (7)			
12:26	15 ANTICEVICH G foul drawn (1)			13 GETTINGS S foul personal (3 - 3)
12:26	22 KELLY A substitution out			
12:26	21 THIEMANN L substitution in			
12:17	21 THIEMANN L foul offensive (3 - 7)			22 NNAJI Z foul drawn (5)
12:17	21 THIEMANN L turnover offensive (2)			
12:17				22 NNAJI Z substitution out
12:17				35 KOLOKO C substitution in
12:01				10 BAKER JR. J 2pt FG outside the paint, jump shot missed
11:56				10 BAKER JR. J offensive rebound (5)
11:54		<b>32-40</b>	<b>-8</b>	3 SMITH D 3pt FG , jump shot made (8)
11:54				10 BAKER JR. J assist (2)
11:46	Timeout 30 Sec			
11:46	1 BROWN J substitution out			
11:46	21 THIEMANN L substitution out			



**Arizona at California**

02/14/20 Haas Pavilion, Berkeley  
2019-20 Men's Basketball

**Game Time:** 3:40 AM  
**Game Duration:** 1:57  
**Attendance:** 6,291

**Officials:** Gregory Nixon, Bert Smith, Bob Staffen

Game Time	Cal	Score	Diff	ZONA
11:46	3 AUSTIN P substitution in			
11:46	33 THORPE D substitution in			
11:38	15 ANTICEVICH G foul drawn (2)			3 SMITH D foul personal (1 - 4)
11:38	3 AUSTIN P foul drawn (4)			10 BAKER JR. J foul personal (1 - 5)
11:36	20 BRADLEY M turnover bad pass (3)			
11:32				3 SMITH D turnover lost ball (1)
11:32	15 ANTICEVICH G substitution out			
11:32	22 KELLY A substitution in			
11:18	10 SOUTH K 3pt FG , jump shot missed			
11:16	22 KELLY A offensive rebound (8)			
11:16	22 KELLY A foul drawn (2)			3 SMITH D foul personal (2 - 6)
11:11	10 SOUTH K 2pt FG in the paint, jump shot missed			
11:10	33 THORPE D offensive rebound (2)			
11:10	33 THORPE D foul drawn (2)			13 GETTINGS S foul shooting (4 - 7)
11:10	33 THORPE D free throw 1 - 2 missed			
11:10	offensive dead ball rebound (2)			
11:10				3 SMITH D substitution out
11:10				13 GETTINGS S substitution out
11:10				35 KOLOKO C substitution out
11:10				0 GREEN J substitution in
11:10				11 LEE I substitution in
11:10				22 NNAJI Z substitution in
11:09	33 THORPE D free throw 2 - 2 missed			
11:07				0 GREEN J defensive rebound (5)
11:00				0 GREEN J 2pt FG in the paint, layup missed
10:57				22 NNAJI Z offensive rebound (3)
10:58		<b>32-42</b>	<b>-10</b>	22 NNAJI Z 2pt FG in the paint, layup made (12)
10:58	33 THORPE D foul shooting (2 - 8)			22 NNAJI Z foul drawn (6)
10:58	22 KELLY A substitution out			
10:58	15 ANTICEVICH G substitution in			
10:58		<b>32-43</b>	<b>-11</b>	22 NNAJI Z free throw 1 - 1 made (13)
10:48	3 AUSTIN P foul drawn (5)			22 NNAJI Z foul personal (1 - 8)
10:48	33 THORPE D 1&1 free throw 1 missed			
10:46				10 BAKER JR. J defensive rebound (6)
10:36				10 BAKER JR. J 2pt FG in the paint, jump shot missed
10:35	defensive rebound (26)			
10:35	33 THORPE D foul drawn (3)			22 NNAJI Z foul personal (2 - 9)
10:34	33 THORPE D 1&1 free throw 1 missed			
10:33				22 NNAJI Z defensive rebound (4)
10:17	33 THORPE D foul personal (3 - 9)			22 NNAJI Z foul drawn (7)
10:17	33 THORPE D substitution out			
10:17	22 KELLY A substitution in			
10:17		<b>32-44</b>	<b>-12</b>	1 MANNION N 1&1 free throw 1 made (5)
10:17		<b>32-45</b>	<b>-13</b>	1 MANNION N 1&1 free throw 2 made (6)
09:59	20 BRADLEY M 3pt FG , jump shot made (11)	<b>35-45</b>	<b>-10</b>	
09:43	22 KELLY A foul personal (3 - 10)			22 NNAJI Z foul drawn (8)
09:43				22 NNAJI Z free throw 1 - 2 missed
09:43				offensive dead ball rebound (3)
09:43		<b>35-46</b>	<b>-11</b>	22 NNAJI Z free throw 2 - 2 made (14)



**Arizona at California**

02/14/20 Haas Pavilion, Berkeley  
2019-20 Men's Basketball

**Game Time:** 3:40 AM  
**Game Duration:** 1:57  
**Attendance:** 6,291

**Officials:** Gregory Nixon, Bert Smith, Bob Staffen

Game Time	Cal	Score	Diff	ZONA
09:22	20 BRADLEY M 2pt FG outside the paint, jump shot missed			
09:18				0 GREEN J defensive rebound (6)
09:11	15 ANTICEVICH G foul personal (3 - 11)			22 NNAJI Z foul drawn (9)
09:11		<b>35-47</b>	<b>-12</b>	22 NNAJI Z free throw 1 - 2 made (15)
09:10				22 NNAJI Z free throw 2 - 2 missed
09:10	defensive rebound (27)			
09:10	20 BRADLEY M foul drawn (2)			11 LEE I foul personal (1 - 10)
09:10	20 BRADLEY M free throw fast break 1 - 2 made (12)	<b>36-47</b>	<b>-11</b>	
09:10				11 LEE I substitution out
09:10				22 NNAJI Z substitution out
09:10				13 GETTINGS S substitution in
09:10				35 KOLOKO C substitution in
09:10	20 BRADLEY M free throw fast break 2 - 2 made (13)	<b>37-47</b>	<b>-10</b>	
08:52				13 GETTINGS S 2pt FG in the paint, missed
08:46	22 KELLY A defensive rebound (9)			
08:35	15 ANTICEVICH G 2pt FG in the paint, made (6)	<b>39-47</b>	<b>-8</b>	
08:17		<b>39-49</b>	<b>-10</b>	1 MANNION N 2pt FG outside the paint, jump shot made (8)
07:54	15 ANTICEVICH G turnover bad pass (1)			1 MANNION N steal (1)
07:49				0 GREEN J 2pt FG in the paint, missed
07:48				13 GETTINGS S offensive rebound (3)
07:48		<b>39-51</b>	<b>-12</b>	13 GETTINGS S 2pt FG in the paint, layup made (7)
07:48	Timeout media			
07:48	15 ANTICEVICH G substitution out			
07:48	22 KELLY A substitution out			
07:48	21 THIEMANN L substitution in			
07:48	33 THORPE D substitution in			
07:48				0 GREEN J substitution out
07:48				13 GETTINGS S substitution out
07:48				3 SMITH D substitution in
07:48				22 NNAJI Z substitution in
07:37	21 THIEMANN L 2pt FG in the paint, layup blocked			
07:37				35 KOLOKO C block (1)
07:37	offensive rebound (29)			
07:34	20 BRADLEY M 2pt FG in the paint, layup blocked			
07:34				22 NNAJI Z block (1)
07:30	20 BRADLEY M offensive rebound (6)			
07:28	10 SOUTH K 2pt FG in the paint, jump shot blocked			
07:28				35 KOLOKO C block (2)
07:27	offensive rebound (31)			
07:19	3 AUSTIN P 2pt FG outside the paint, jump shot missed			
07:15				3 SMITH D defensive rebound (5)
07:00		<b>39-53</b>	<b>-14</b>	22 NNAJI Z 2pt FG outside the paint, jump shot made (17)
07:00				10 BAKER JR. J assist (3)
06:42	20 BRADLEY M 3pt FG , jump shot missed			
06:39	33 THORPE D offensive rebound (3)			
06:39	33 THORPE D turnover lost ball (2)			
06:39	21 THIEMANN L substitution out			
06:39	33 THORPE D substitution out			
06:39	22 KELLY A substitution in			



**Arizona at California**

02/14/20 Haas Pavilion, Berkeley  
2019-20 Men's Basketball

**Game Time:** 3:40 AM  
**Game Duration:** 1:57  
**Attendance:** 6,291

**Officials:** Gregory Nixon, Bert Smith, Bob Staffen

Game Time	Cal	Score	Diff	ZONA
06:39	34 KLONARAS D substitution in			
06:39				10 BAKER JR. J substitution out
06:39				5 HAZZARD M substitution in
06:25	3 AUSTIN P foul drawn (6)			3 SMITH D foul offensive (3 - 11)
06:25				3 SMITH D turnover offensive (2)
06:09	22 KELLY A 2pt FG in the paint, made (8)	<b>41-53</b>	<b>-12</b>	
05:46				1 MANNION N 3pt FG , jump shot missed
05:44	defensive rebound (33)			
05:44				35 KOLOKO C substitution out
05:44				13 GETTINGS S substitution in
05:22	20 BRADLEY M 2pt FG in the paint, made (15)	<b>43-53</b>	<b>-10</b>	
04:56		<b>43-56</b>	<b>-13</b>	3 SMITH D 3pt FG , jump shot made (11)
04:56				22 NNAJI Z assist (2)
04:41	3 AUSTIN P turnover lost ball (4)			13 GETTINGS S steal (1)
04:35		<b>43-59</b>	<b>-16</b>	3 SMITH D 3pt FG fast break, jump shot made (14)
04:35				13 GETTINGS S assist (1)
04:34	Timeout 30 Sec			
04:34	22 KELLY A substitution out			
04:34	15 ANTICEVICH G substitution in			
04:20	10 SOUTH K 2pt FG in the paint, missed			
04:14				22 NNAJI Z defensive rebound (5)
04:03		<b>43-62</b>	<b>-19</b>	5 HAZZARD M 3pt FG , jump shot made (3)
04:03				13 GETTINGS S assist (2)
03:45	20 BRADLEY M 2pt FG outside the paint, made (17)	<b>45-62</b>	<b>-17</b>	
03:25				1 MANNION N 2pt FG in the paint, missed
03:22	20 BRADLEY M defensive rebound (7)			
03:20	20 BRADLEY M turnover lost ball (4)			1 MANNION N steal (2)
03:20	Timeout media			
03:20	10 SOUTH K substitution out			
03:20	1 BROWN J substitution in			
02:51				13 GETTINGS S 2pt FG in the paint, layup missed
02:48	20 BRADLEY M defensive rebound (8)			
02:38	3 AUSTIN P 2pt FG in the paint, missed			
02:32	15 ANTICEVICH G offensive rebound (3)			
02:32	15 ANTICEVICH G 2pt FG in the paint, layup made (8)	<b>47-62</b>	<b>-15</b>	
02:17	20 BRADLEY M foul personal (2 - 12)			1 MANNION N foul drawn (2)
02:17		<b>47-63</b>	<b>-16</b>	1 MANNION N free throw 1 - 2 made (9)
02:17	3 AUSTIN P substitution out			
02:17	12 KUANY K substitution in			
02:17		<b>47-64</b>	<b>-17</b>	1 MANNION N free throw 2 - 2 made (10)
02:10	20 BRADLEY M 2pt FG fast break in the paint, made (19)	<b>49-64</b>	<b>-15</b>	
01:40		<b>49-66</b>	<b>-17</b>	22 NNAJI Z 2pt FG in the paint, layup made (19)
01:40				3 SMITH D assist (2)
01:28	20 BRADLEY M 2pt FG in the paint, layup blocked			
01:28				22 NNAJI Z block (2)
01:25				5 HAZZARD M defensive rebound (3)
01:02		<b>49-68</b>	<b>-19</b>	22 NNAJI Z 2pt FG in the paint, dunk, made (21)
01:02				1 MANNION N assist (5)
00:38	34 KLONARAS D 3pt FG , jump shot made (3)	<b>52-68</b>	<b>-16</b>	



Official Basketball Play by Play - Second Half

### Arizona at California

02/14/20 Haas Pavilion, Berkeley  
2019-20 Men's Basketball

Game Time: 3:40 AM

Game Duration: 1:57

Attendance: 6,291

Officials: Gregory Nixon, Bert Smith, Bob Staffen

Game Time	Cal	Score	Diff	ZONA
00:38	1 BROWN J assist (2)			
00:12	20 BRADLEY M substitution out			
00:12	0 ORENDER J substitution in			
00:12				22 NNAJI Z substitution out
00:12				11 LEE I substitution in
00:09				1 MANNION N 2pt FG in the paint, jump shot missed
00:05	34 KLONARAS D defensive rebound (1)			
<b>END OF GAME</b>				
<b>Cal 52-68 ZONA</b>				



Arizona at California

02/14/20 Haas Pavilion, Berkeley  
2019-20 Men's Basketball

Game Time: 3:40 AM  
Game Duration: 1:57  
Attendance: 6,291

Officials: Gregory Nixon, Bert Smith, Bob Staffen

Arizona - 41

NO.	Name	F	Min	FG			Rebounds			Fouls		TP	AS	TO	ST	Blocks		+/-
				M-A	M-A	M-A	OR	DR	TOT	PF	FD					BS	BA	
13	Stone Gettings	F	14:18	1-3	0-0	0-0	1	2	3	2	0	2	2	0	1	0	0	9
22	Zeke Nnaji	F	17:19	6-9	0-1	3-6	1	2	3	2	7	15	1	0	0	2	0	5
0	Josh Green	G	07:41	0-2	0-0	1-2	0	3	3	1	1	1	0	0	0	0	0	2
1	Nico Mannion	G	18:22	1-5	0-2	4-4	0	0	0	1	2	6	2	1	2	0	0	12
3	Dylan Smith	G	16:38	5-5	4-4	0-1	0	3	3	3	1	14	2	2	0	0	0	5
10	Jemarl Baker Jr.		09:41	0-2	0-0	0-0	1	2	3	1	0	0	2	0	0	0	0	8
11	Ira Lee		03:50	0-0	0-0	0-0	0	0	0	1	1	0	0	1	0	0	0	0
5	Max Hazzard		07:38	1-2	1-2	0-0	0	1	1	0	0	3	0	0	0	0	0	0
35	Christian Koloko		04:33	0-0	0-0	0-0	0	0	0	0	0	0	0	0	0	2	0	4
Team							0	0	0			0		0				
<b>Totals</b>				14-28	5-9	8-13	3	13	16	11	12	41	9	4	3	4	0	9

Shooting By Period		
2 <sup>nd</sup> FG%	14-28	50.0%
3PT%	5-9	55.6%
FT%	8-13	61.5%
GM FG%	14-28	50.0%
3PT%	5-9	55.6%
FT%	8-13	61.5%

Dead Ball Rebounds: 2, 0

Technical Fouls::NONE

California - 32

NO.	Name	F	Min	FG			Rebounds			Fouls		TP	AS	TO	ST	Blocks		+/-
				M-A	M-A	M-A	OR	DR	TOT	PF	FD					BS	BA	
15	Grant Anticevich	F	12:32	4-5	0-0	0-0	1	1	2	2	2	8	0	1	0	0	0	-4
21	Lars Thiemann	C	05:29	0-1	0-0	0-0	0	0	0	2	0	0	0	1	0	0	1	-4
3	Paris Austin	G	16:05	0-3	0-0	1-2	0	0	0	0	4	1	1	2	0	0	0	-4
10	Kareem South	G	13:44	1-7	1-3	0-0	0	2	2	3	1	3	0	0	1	0	1	-13
20	Matt Bradley	G	19:48	4-10	1-3	2-2	2	4	6	1	1	11	2	2	0	0	2	-9
1	Joel Brown		07:54	0-0	0-0	0-0	0	1	1	0	0	0	2	0	0	0	0	-1
33	D.J. Thorpe		02:38	0-0	0-0	0-4	2	0	2	2	2	0	0	1	0	0	0	-5
22	Andre Kelly		12:42	3-3	0-0	0-0	1	2	3	2	1	6	0	0	0	0	0	-3
34	Dimitrios Klonaras		06:39	1-1	1-1	0-0	0	1	1	0	0	3	0	0	0	0	0	-2
12	Kuany Kuany		02:17	0-0	0-0	0-0	0	0	0	0	0	0	0	0	0	0	0	0
0	Jacob Orender		00:12	0-0	0-0	0-0	0	0	0	0	0	0	0	0	0	0	0	0
Team							2	3	5			0		0				
<b>Totals</b>				13-30	3-7	3-8	8	14	22	12	11	32	5	7	1	0	4	-9

Shooting By Period		
2 <sup>nd</sup> FG%	13-30	43.3%
3PT%	3-7	42.9%
FT%	3-8	37.5%
GM FG%	13-30	43.3%
3PT%	3-7	42.9%
FT%	3-8	37.5%

Dead Ball Rebounds: 1, 0

Technical Fouls::NONE

	ZONA	Cal
Biggest lead	19 (2 <sup>nd</sup> 4:03)	0 (1 <sup>st</sup> 20:00)
Best Scoring Run	12(2 <sup>nd</sup> 10:17)	6(2 <sup>nd</sup> 14:00)
Lead Changes	0	
Times Tied	0	
Time with Lead	19:32	00:00

	ZONA	Cal
Points from		
Turnovers	10	2
Paint	14	16
Second Chance	7	2
Fast Breaks	4	4
Bench	3	9

Period by Period Scoring		
	2nd	TOT
ZONA	41	41
Cal	32	32



**Arizona at California**

02/14/20 Haas Pavilion, Berkeley  
2019-20 Men's Basketball

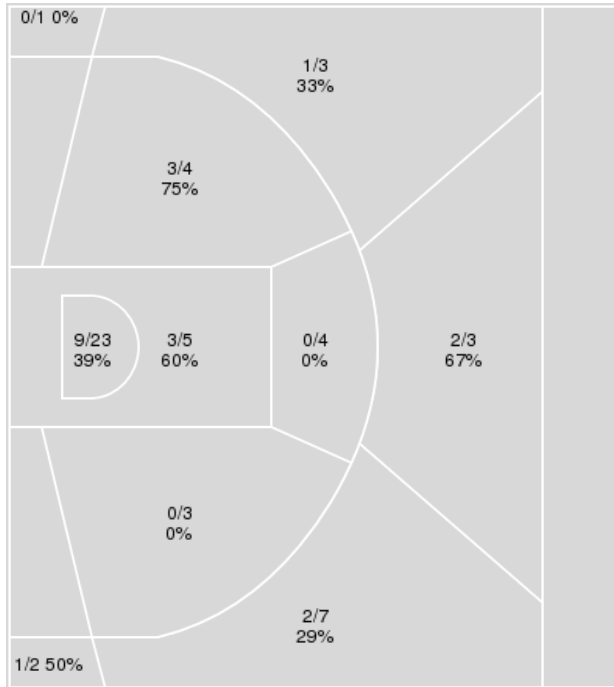
**Game Time:** 3:40 AM  
**Game Duration:** 1:57  
**Attendance:** 6,291

**Officials:** Gregory Nixon, Bert Smith, Bob Staffen

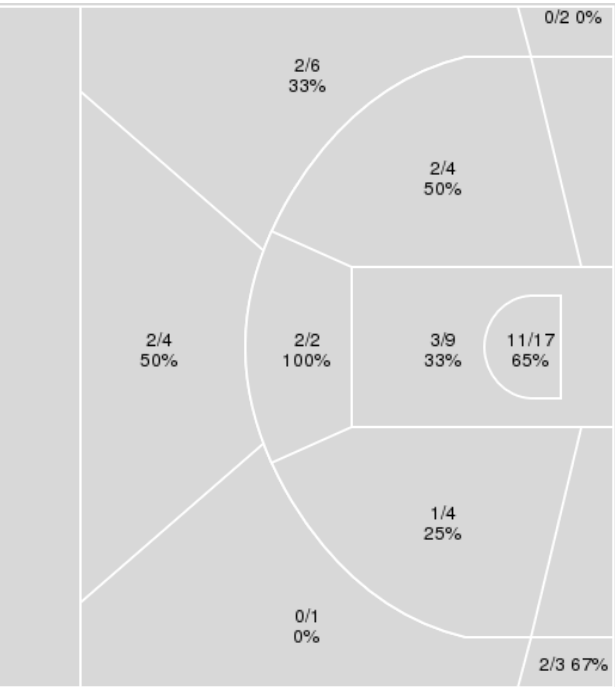
{ Players => 0, 1, 2, 3, 10, 12, 13, 15, 20, 21, 22, 23, 24, 25, 33, 34, 42;  
} FG Types => All; Results => All;

{ Players => 0, 1, 2, 3, 4, 5, 10, 11, 13, 14, 21, 22, 35, 50, 52, 54, 55, ; }  
FG Types => All; Results => All;

**California**



**Arizona**



California	M/A	%
Field Goals	21/55	38
2 Points	15/39	38
3 Points	6/16	38
Free Throws	4/10	40

Arizona	M/A	%
Field Goals	25/52	48
2 Points	19/36	53
3 Points	6/16	38
Free Throws	12/19	63



**Arizona at California**

02/14/20 Haas Pavilion, Berkeley  
2019-20 Men's Basketball

**Game Time:** 3:40 AM  
**Game Duration:** 1:57  
**Attendance:** 6,291

**Officials:** Gregory Nixon, Bert Smith, Bob Staffen

**Arizona**

No	Name	Mins		Score		Points Diff		Points per Min		Assists		Rebounds		Steals		Turnovers	
		On	Off	On	Off	On	Off	On	Off	On	Off	On	Off	On	Off	On	Off
0	Josh Green	22:20	17:40	39 - 30	29 - 22	9	7	1.75	1.64	6	9	22	10	3	3	3	7
1	Nico Mannion	33:34	06:26	62 - 48	6 - 4	14	2	1.85	0.93	15	0	25	7	6	0	6	4
3	Dylan Smith	31:05	08:55	46 - 44	22 - 8	2	14	1.48	2.47	13	2	20	12	3	3	10	0
4	Chase Jeter	02:55	37:05	4 - 1	64 - 51	3	13	1.37	1.73	1	14	4	28	1	5	3	7
5	Max Hazzard	13:57	26:03	26 - 16	42 - 36	10	6	1.86	1.61	7	8	10	22	4	2	5	5
10	Jemarl Baker Jr.	19:04	20:56	31 - 18	37 - 34	13	3	1.63	1.77	4	11	19	13	2	4	6	4
11	Ira Lee	11:43	28:17	18 - 11	50 - 41	7	9	1.54	1.77	2	13	14	18	2	4	5	5
13	Stone Gettings	26:25	13:35	48 - 39	20 - 13	9	7	1.82	1.47	12	3	17	15	4	2	4	6
22	Zeke Nnaji	32:56	07:04	54 - 48	14 - 4	6	10	1.64	1.98	13	2	24	8	4	2	6	4
35	Christian Koloko	06:01	33:59	12 - 5	56 - 47	7	9	1.99	1.65	2	13	5	27	1	5	2	8

**California**

No	Name	Mins		Score		Points Diff		Points per Min		Assists		Rebounds		Steals		Turnovers	
		On	Off	On	Off	On	Off	On	Off	On	Off	On	Off	On	Off	On	Off
0	Jacob Orender	00:12	39:48	0 - 0	52 - 68	0	-16	0.00	1.31	0	7	1	36	0	2	0	15
1	Joel Brown	10:46	29:14	13 - 17	39 - 51	-4	-12	1.21	1.33	4	3	9	28	0	2	3	12
3	Paris Austin	34:41	05:19	47 - 58	5 - 10	-11	-5	1.36	0.94	6	1	33	4	2	0	14	1
10	Kareem South	31:03	08:57	38 - 52	14 - 16	-14	-2	1.22	1.56	3	4	30	7	2	0	12	3
12	Kuany Kuany	04:16	35:44	6 - 9	46 - 59	-3	-13	1.41	1.29	1	6	2	35	1	1	2	13
15	Grant Anticevich	27:12	12:48	36 - 49	16 - 19	-13	-3	1.32	1.25	6	1	23	14	0	2	12	3
20	Matt Bradley	39:02	00:58	52 - 68	0 - 0	-16	0	1.33	0.00	7	0	36	1	1	1	14	1
21	Lars Thiemann	12:17	27:43	10 - 20	42 - 48	-10	-6	0.81	1.52	1	6	13	24	1	1	4	11
22	Andre Kelly	26:13	13:47	42 - 40	10 - 28	2	-18	1.60	0.73	6	1	23	14	2	0	6	9
33	D.J. Thorpe	07:39	32:21	3 - 12	49 - 56	-9	-7	0.39	1.51	0	7	10	27	1	1	6	9
34	Dimitrios Klonaras	06:39	33:21	13 - 15	39 - 53	-2	-14	1.95	1.17	1	6	5	32	0	2	2	13





**Arizona at California**

02/14/20 Haas Pavilion, Berkeley  
2019-20 Men's Basketball

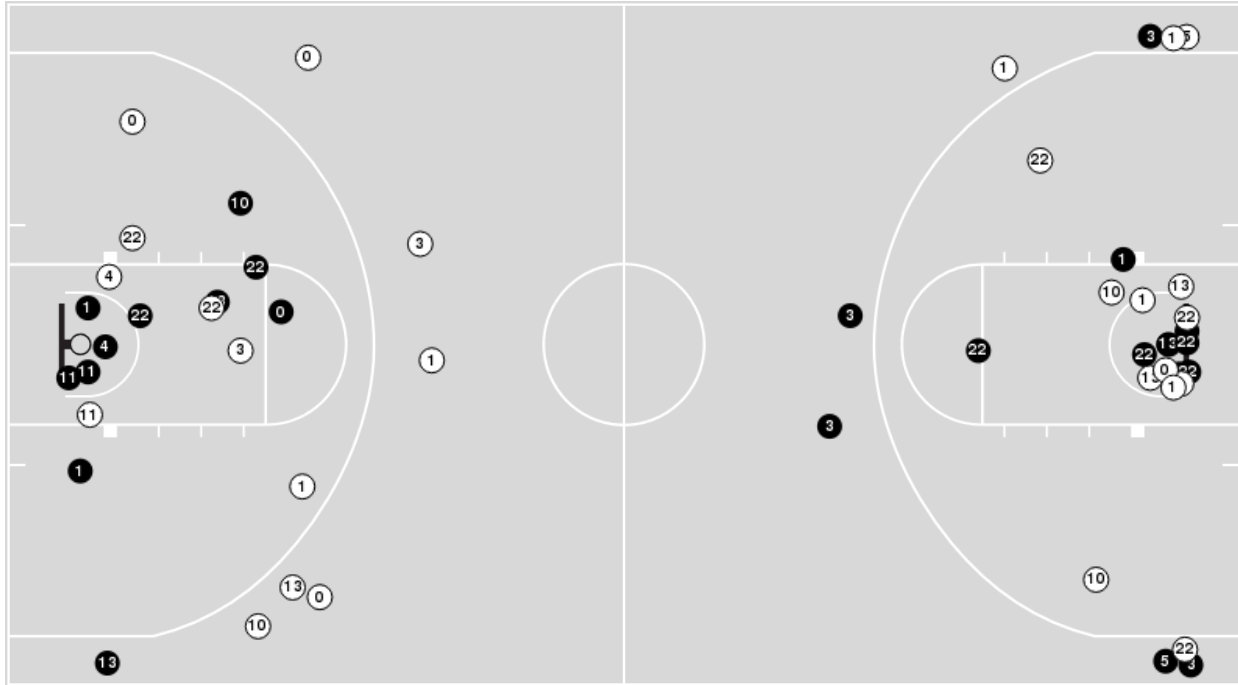
**Game Time:** 3:40 AM  
**Game Duration:** 1:57  
**Attendance:** 6,291

**Officials:** Gregory Nixon, Bert Smith, Bob Staffen

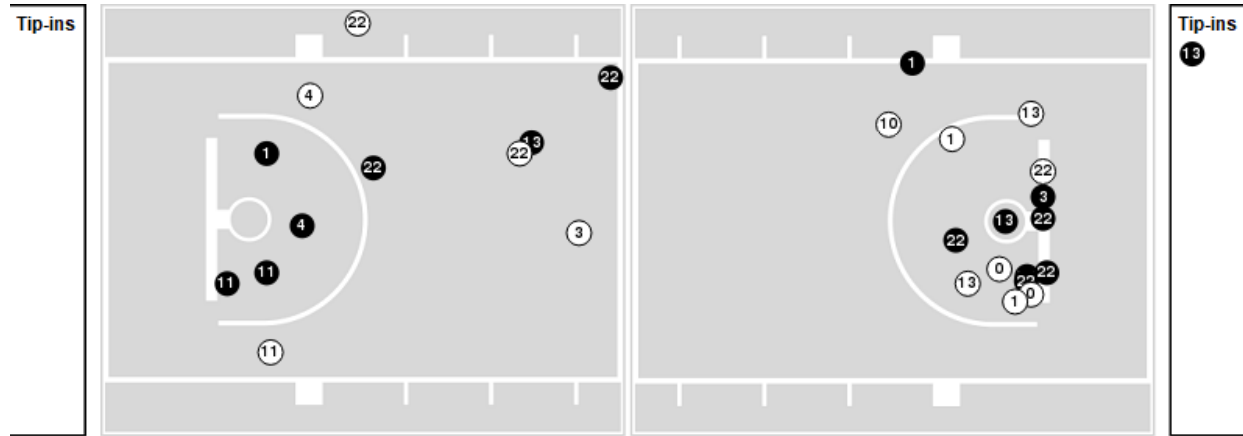
Players => 0, 1, 2, 3, 4, 5, 10, 11, 13, 14, 21, 22, 35, 50, 52, 54, 55, FG Types=>AllResults=>All

**Arizona**

**All Field Goals**



**Blow Up Chart**



● Made    ○ Missed    N - Player Number

Arizona	M/A	%
Field Goals	25/52	48
2 Points	19/36	53
3 Points	6/16	38
Free Throws	12/19	63

Arizona	M/A	%
Points in the Paint	28 (14 / 26)	54
Fast Break Points	7 (4/6)	67
Second Chance Points	9 (4/4)	100
Effective FG%	54	



**Arizona at California**

02/14/20 Haas Pavilion, Berkeley  
2019-20 Men's Basketball

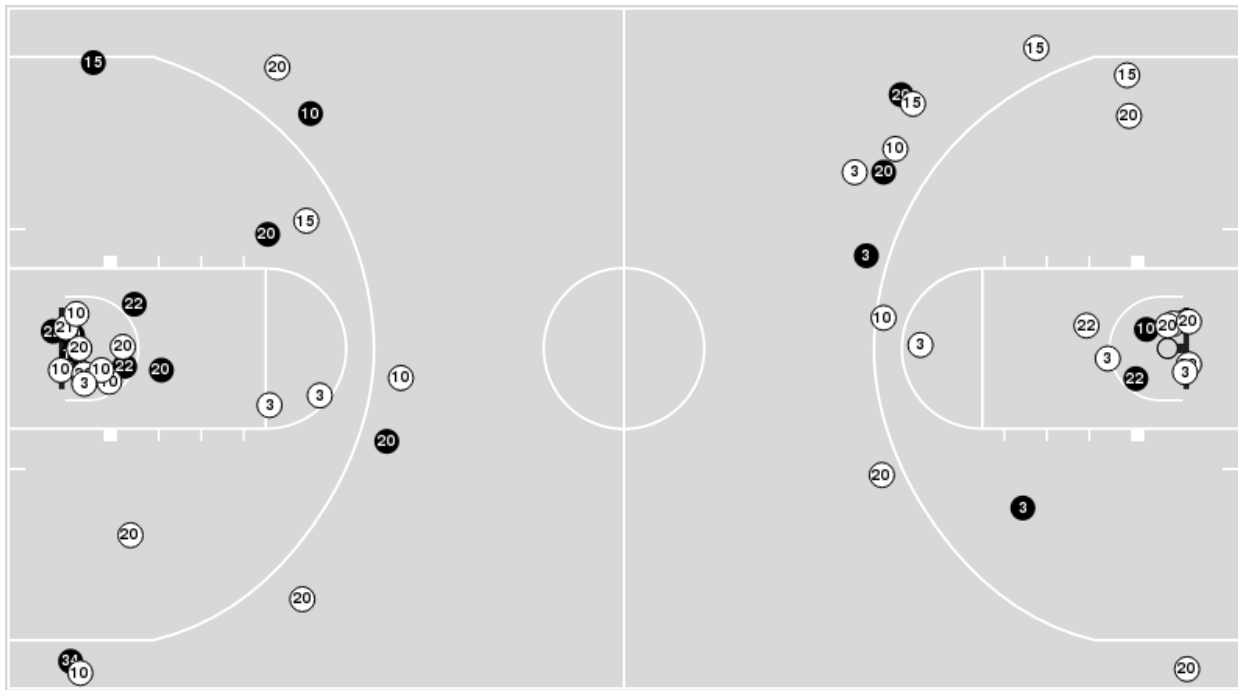
**Game Time:** 3:40 AM  
**Game Duration:** 1:57  
**Attendance:** 6,291

**Officials:** Gregory Nixon, Bert Smith, Bob Staffen

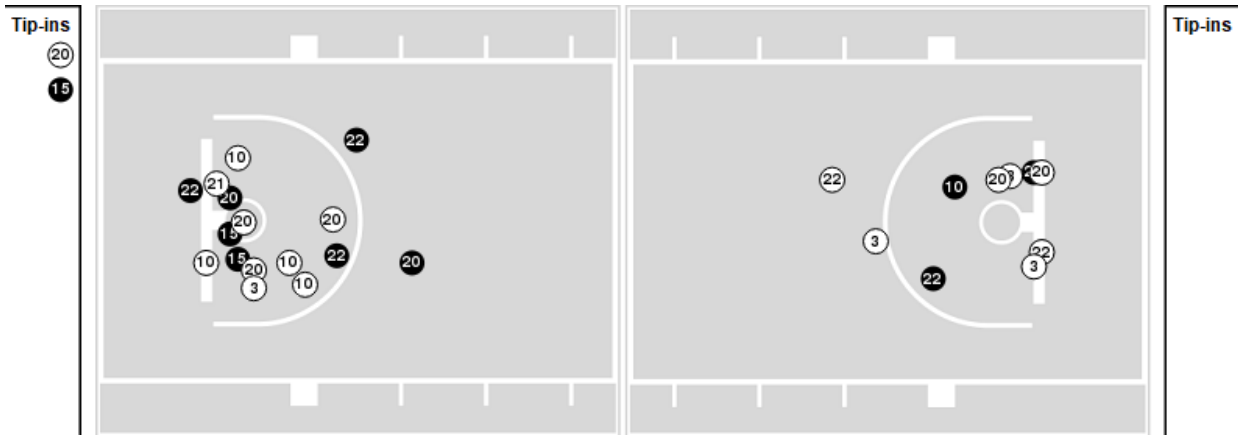
Players => 0, 1, 2, 3, 10, 12, 13, 15, 20, 21, 22, 23, 24, 25, 33, 34, 42FG Types=>AllResults=>All

**California**

**All Field Goals**



**Blow Up Chart**



● Made    ○ Missed    N - Player Number

California	M/A	%
Field Goals	21/55	38
2 Points	15/39	38
3 Points	6/16	38
Free Throws	4/10	40

California	M/A	%
Points in the Paint	24 (12 / 28)	43
Fast Break Points	4 (3/4)	75
Second Chance Points	2 (1/9)	11
Effective FG%	44	



**Arizona at California**

02/14/20 Haas Pavilion, Berkeley  
2019-20 Men's Basketball

**Game Time:** 3:40 AM  
**Game Duration:** 1:57  
**Attendance:** 6,291

**Officials:** Gregory Nixon, Bert Smith, Bob Staffen

**Arizona**

Lineup	Quarter On	Time On	Quarter Off	Time Off	Time on Court	Score	Score Diff	Reb	Stl	Tov	Ass	PPP
0- Green J/ 1- Mannion N/ 3- Smith D/ 13- Gettings S/ 22- Nnaji Z/	1	20:00	1	15:00	05:00	7-8	-1	3	0	1	2	0.8883
1- Mannion N/ 3- Smith D/ 10- Baker Jr. J/ 11- Lee I/ 22- Nnaji Z/	1	15:00	1	13:56	01:04	1-0	1	0	1	0	0	0.6944
0- Green J/ 5- Hazzard M/ 10- Baker Jr. J/ 11- Lee I/ 22- Nnaji Z/	1	13:56	1	12:32	01:24	0-0	0	2	0	0	0	0.0000
0- Green J/ 5- Hazzard M/ 10- Baker Jr. J/ 11- Lee I/ 35- Koloko C/	1	12:32	1	11:04	01:28	3-0	3	2	0	0	0	2.0833
0- Green J/ 1- Mannion N/ 5- Hazzard M/ 13- Gettings S/ 22- Nnaji Z/	1	11:04	1	09:36	01:28	4-0	4	1	1	0	1	1.3333
1- Mannion N/ 3- Smith D/ 10- Baker Jr. J/ 13- Gettings S/ 22- Nnaji Z/	1	09:36	1	06:05	03:31	4-5	-1	2	0	1	1	0.8000
3- Smith D/ 4- Jeter C/ 5- Hazzard M/ 10- Baker Jr. J/ 11- Lee I/	1	06:05	1	05:19	00:46	0-0	0	2	0	3	0	0.0000
0- Green J/ 4- Jeter C/ 5- Hazzard M/ 10- Baker Jr. J/ 11- Lee I/	1	05:19	1	05:04	00:15	0-0	0	0	0	0	0	0.0000
0- Green J/ 1- Mannion N/ 4- Jeter C/ 5- Hazzard M/ 11- Lee I/	1	05:04	1	04:06	00:58	4-1	3	1	1	0	1	1.3333
0- Green J/ 1- Mannion N/ 3- Smith D/ 4- Jeter C/ 11- Lee I/	1	04:06	1	03:10	00:56	0-0	0	1	0	0	0	0.0000
0- Green J/ 1- Mannion N/ 3- Smith D/ 11- Lee I/ 22- Nnaji Z/	1	03:10	1	02:08	01:02	2-2	0	1	0	1	1	1.0000
0- Green J/ 1- Mannion N/ 3- Smith D/ 13- Gettings S/ 22- Nnaji Z/	1	02:08	1	00:54	01:13	0-4	-4	0	0	0	0	0.0000
0- Green J/ 3- Smith D/ 10- Baker Jr. J/ 13- Gettings S/ 22- Nnaji Z/	1	00:54	2	20:00	00:55	2-0	2	1	0	0	0	2.0000
0- Green J/ 1- Mannion N/ 3- Smith D/ 13- Gettings S/ 22- Nnaji Z/	2	20:00	2	16:20	03:41	5-6	-1	4	0	1	1	0.9191
0- Green J/ 3- Smith D/ 10- Baker Jr. J/ 11- Lee I/ 22- Nnaji Z/	2	16:20	2	15:41	00:38	1-2	-1	0	0	0	0	1.1364
3- Smith D/ 5- Hazzard M/ 10- Baker Jr. J/ 11- Lee I/ 22- Nnaji Z/	2	15:41	2	14:42	00:59	0-2	-2	0	0	1	0	0.0000
1- Mannion N/ 3- Smith D/ 10- Baker Jr. J/ 13- Gettings S/ 22- Nnaji Z/	2	14:42	2	12:17	02:25	4-2	2	2	0	0	1	0.9009
1- Mannion N/ 3- Smith D/ 10- Baker Jr. J/ 13- Gettings S/ 35- Koloko C/	2	12:17	2	11:10	01:07	3-0	3	1	0	1	1	1.5000
0- Green J/ 1- Mannion N/ 10- Baker Jr. J/ 11- Lee I/ 22- Nnaji Z/	2	11:10	2	09:10	02:00	7-4	3	5	0	0	0	1.3780
0- Green J/ 1- Mannion N/ 10- Baker Jr. J/ 13- Gettings S/ 35- Koloko C/	2	09:10	2	07:48	01:22	4-3	1	1	1	0	0	1.3333
1- Mannion N/ 3- Smith D/ 10- Baker Jr. J/ 22- Nnaji Z/ 35- Koloko C/	2	07:48	2	06:39	01:09	2-0	2	1	0	0	1	2.0000
1- Mannion N/ 3- Smith D/ 5- Hazzard M/ 22- Nnaji Z/ 35- Koloko C/	2	06:39	2	05:44	00:55	0-2	-2	0	0	1	0	0.0000
1- Mannion N/ 3- Smith D/ 5- Hazzard M/ 13- Gettings S/ 22- Nnaji Z/	2	05:44	2	00:12	05:32	15-11	4	2	2	0	5	1.9036
1- Mannion N/ 3- Smith D/ 5- Hazzard M/ 11- Lee I/ 13- Gettings S/	2	00:12	2	00:00	00:12	0-0	0	0	0	0	0	0.0000



**Arizona at California**

02/14/20 Haas Pavilion, Berkeley  
2019-20 Men's Basketball

**Game Time:** 3:40 AM  
**Game Duration:** 1:57  
**Attendance:** 6,291

**Officials:** Gregory Nixon, Bert Smith, Bob Staffen

**California**

Lineup	Quarter On	Time On	Quarter Off	Time Off	Time on Court	Score	Score Diff	Reb	Stl	Tov	Ass	PPP
3- Austin P/ 10- South K/ 15- Anticevich G/ 20- Bradley M/ 21- Thiemann L/	1	20:00	1	19:40	00:20	0-1	-1	0	0	0	0	0.0000
3- Austin P/ 10- South K/ 15- Anticevich G/ 20- Bradley M/ 22- Kelly A/	1	19:40	1	15:00	04:40	8-6	2	4	0	1	2	1.1429
3- Austin P/ 10- South K/ 15- Anticevich G/ 20- Bradley M/ 33- Thorpe D/	1	15:00	1	13:56	01:04	0-1	-1	1	0	2	0	0.0000
1- Brown J/ 10- South K/ 20- Bradley M/ 21- Thiemann L/ 22- Kelly A/	1	13:56	1	12:32	01:24	0-0	0	2	0	0	0	0.0000
1- Brown J/ 3- Austin P/ 20- Bradley M/ 21- Thiemann L/ 22- Kelly A/	1	12:32	1	12:32	00:00	0-0	0	0	0	0	0	0.0000
1- Brown J/ 3- Austin P/ 15- Anticevich G/ 20- Bradley M/ 21- Thiemann L/	1	12:32	1	11:04	01:28	0-3	-3	0	0	1	0	0.0000
3- Austin P/ 10- South K/ 15- Anticevich G/ 20- Bradley M/ 21- Thiemann L/	1	11:04	1	09:36	01:28	0-4	-4	2	0	1	0	0.0000
3- Austin P/ 10- South K/ 15- Anticevich G/ 20- Bradley M/ 22- Kelly A/	1	09:36	1	06:05	03:31	5-4	1	3	0	1	0	1.0000
3- Austin P/ 10- South K/ 12- Kuany K/ 22- Kelly A/ 33- Thorpe D/	1	06:05	1	05:19	00:46	0-0	0	0	1	1	0	0.0000
3- Austin P/ 12- Kuany K/ 15- Anticevich G/ 20- Bradley M/ 33- Thorpe D/	1	05:19	1	04:06	01:13	1-4	-3	1	0	1	0	0.3472
3- Austin P/ 10- South K/ 15- Anticevich G/ 20- Bradley M/ 33- Thorpe D/	1	04:06	1	03:10	00:56	0-0	0	1	0	0	0	0.0000
3- Austin P/ 10- South K/ 20- Bradley M/ 22- Kelly A/ 33- Thorpe D/	1	03:10	1	02:08	01:02	2-2	0	0	0	0	0	1.0000
3- Austin P/ 10- South K/ 20- Bradley M/ 21- Thiemann L/ 22- Kelly A/	1	02:08	2	16:20	05:49	10-7	3	5	1	0	1	1.1261
1- Brown J/ 3- Austin P/ 15- Anticevich G/ 20- Bradley M/ 22- Kelly A/	2	16:20	2	13:24	02:55	6-3	3	3	0	1	3	1.2000
1- Brown J/ 10- South K/ 15- Anticevich G/ 20- Bradley M/ 22- Kelly A/	2	13:24	2	12:26	00:58	0-2	-2	1	0	0	0	0.0000
1- Brown J/ 10- South K/ 15- Anticevich G/ 20- Bradley M/ 21- Thiemann L/	2	12:26	2	11:46	00:40	0-3	-3	0	0	1	0	0.0000
3- Austin P/ 10- South K/ 15- Anticevich G/ 20- Bradley M/ 33- Thorpe D/	2	11:46	2	11:32	00:14	0-0	0	0	0	1	0	0.0000
3- Austin P/ 10- South K/ 20- Bradley M/ 22- Kelly A/ 33- Thorpe D/	2	11:32	2	10:58	00:34	0-2	-2	2	0	0	0	0.0000
3- Austin P/ 10- South K/ 15- Anticevich G/ 20- Bradley M/ 33- Thorpe D/	2	10:58	2	10:17	00:41	0-1	-1	1	0	0	0	0.0000
3- Austin P/ 10- South K/ 15- Anticevich G/ 20- Bradley M/ 22- Kelly A/	2	10:17	2	07:48	02:29	7-8	-1	2	0	1	0	1.4344
3- Austin P/ 10- South K/ 20- Bradley M/ 21- Thiemann L/ 33- Thorpe D/	2	07:48	2	06:39	01:09	0-2	-2	4	0	1	0	0.0000
3- Austin P/ 10- South K/ 20- Bradley M/ 22- Kelly A/ 34- Klonaras D/	2	06:39	2	04:34	02:05	4-6	-2	1	0	1	0	1.3333
3- Austin P/ 10- South K/ 15- Anticevich G/ 20- Bradley M/ 34- Klonaras D/	2	04:34	2	03:20	01:14	2-3	-1	1	0	1	0	0.6667
1- Brown J/ 3- Austin P/ 15- Anticevich G/ 20- Bradley M/ 34- Klonaras D/	2	03:20	2	02:17	01:03	2-1	1	2	0	0	0	2.0000
1- Brown J/ 12- Kuany K/ 15- Anticevich G/ 20- Bradley M/ 34- Klonaras D/	2	02:17	2	00:12	02:05	5-5	0	0	0	0	1	1.6667
0- Orender J/ 1- Brown J/ 12- Kuany K/ 15- Anticevich G/ 34- Klonaras D/	2	00:12	2	00:00	00:12	0-0	0	1	0	0	0	0.0000



**Arizona at California**

02/14/20 Haas Pavilion, Berkeley  
2019-20 Men's Basketball

**Game Time:** 3:40 AM  
**Game Duration:** 1:57  
**Attendance:** 6,291

**Officials:** Gregory Nixon, Bert Smith, Bob Staffen

**Arizona**

Lineup	Time	Score	Score Diff	Pts/Min	Reb	Stl	Tov	Ass	PPP
0- Green J/ 1- Mannion N/ 3- Smith D/ 13- Gettings S/ 22- Nnaji Z/	09:54	12-18	-6	1.2121	7	0	2	3	0.8380
1- Mannion N/ 3- Smith D/ 10- Baker Jr. J/ 13- Gettings S/ 22- Nnaji Z/	05:56	8-7	1	1.3483	4	0	1	2	0.8475
1- Mannion N/ 3- Smith D/ 5- Hazzard M/ 13- Gettings S/ 22- Nnaji Z/	05:32	15-11	4	2.7108	2	2	0	5	1.9036
0- Green J/ 1- Mannion N/ 10- Baker Jr. J/ 11- Lee I/ 22- Nnaji Z/	02:00	7-4	3	3.5000	5	0	0	0	1.3780
0- Green J/ 5- Hazzard M/ 10- Baker Jr. J/ 11- Lee I/ 35- Koloko C/	01:28	3-0	3	2.0455	2	0	0	0	2.0833
0- Green J/ 1- Mannion N/ 5- Hazzard M/ 13- Gettings S/ 22- Nnaji Z/	01:28	4-0	4	2.7273	1	1	0	1	1.3333
0- Green J/ 5- Hazzard M/ 10- Baker Jr. J/ 11- Lee I/ 22- Nnaji Z/	01:24	0-0	0	0.0000	2	0	0	0	0.0000
0- Green J/ 1- Mannion N/ 10- Baker Jr. J/ 13- Gettings S/ 35- Koloko C/	01:22	4-3	1	2.9268	1	1	0	0	1.3333
1- Mannion N/ 3- Smith D/ 10- Baker Jr. J/ 22- Nnaji Z/ 35- Koloko C/	01:09	2-0	2	1.7391	1	0	0	1	2.0000
1- Mannion N/ 3- Smith D/ 10- Baker Jr. J/ 13- Gettings S/ 35- Koloko C/	01:07	3-0	3	2.6866	1	0	1	1	1.5000
1- Mannion N/ 3- Smith D/ 10- Baker Jr. J/ 11- Lee I/ 22- Nnaji Z/	01:04	1-0	1	0.9375	0	1	0	0	0.6944
0- Green J/ 1- Mannion N/ 3- Smith D/ 11- Lee I/ 22- Nnaji Z/	01:02	2-2	0	1.9355	1	0	1	1	1.0000
3- Smith D/ 5- Hazzard M/ 10- Baker Jr. J/ 11- Lee I/ 22- Nnaji Z/	00:59	0-2	-2	0.0000	0	0	1	0	0.0000
0- Green J/ 1- Mannion N/ 4- Jeter C/ 5- Hazzard M/ 11- Lee I/	00:58	4-1	3	4.1379	1	1	0	1	1.3333
0- Green J/ 1- Mannion N/ 3- Smith D/ 4- Jeter C/ 11- Lee I/	00:56	0-0	0	0.0000	1	0	0	0	0.0000
0- Green J/ 3- Smith D/ 10- Baker Jr. J/ 13- Gettings S/ 22- Nnaji Z/	00:55	2-0	2	2.1818	1	0	0	0	2.0000
1- Mannion N/ 3- Smith D/ 5- Hazzard M/ 22- Nnaji Z/ 35- Koloko C/	00:55	0-2	-2	0.0000	0	0	1	0	0.0000
3- Smith D/ 4- Jeter C/ 5- Hazzard M/ 10- Baker Jr. J/ 11- Lee I/	00:46	0-0	0	0.0000	2	0	3	0	0.0000
0- Green J/ 3- Smith D/ 10- Baker Jr. J/ 11- Lee I/ 22- Nnaji Z/	00:38	1-2	-1	1.5789	0	0	0	0	1.1364
0- Green J/ 4- Jeter C/ 5- Hazzard M/ 10- Baker Jr. J/ 11- Lee I/	00:15	0-0	0	0.0000	0	0	0	0	0.0000
1- Mannion N/ 3- Smith D/ 5- Hazzard M/ 11- Lee I/ 13- Gettings S/	00:12	0-0	0	0.0000	0	0	0	0	0.0000



**Arizona at California**

02/14/20 Haas Pavilion, Berkeley  
2019-20 Men's Basketball

**Game Time:** 3:40 AM  
**Game Duration:** 1:57  
**Attendance:** 6,291

**Officials:** Gregory Nixon, Bert Smith, Bob Staffen

**California**

Lineup	Time	Score	Score Diff	Pts/Min	Reb	Stl	Tov	Ass	PPP
3- Austin P/ 10- South K/ 15- Anticevich G/ 20- Bradley M/ 22- Kelly A/	10:40	20-18	2	1.8750	9	0	3	2	1.1848
3- Austin P/ 10- South K/ 20- Bradley M/ 21- Thiemann L/ 22- Kelly A/	05:49	10-7	3	1.7192	5	1	0	1	1.1261
3- Austin P/ 10- South K/ 15- Anticevich G/ 20- Bradley M/ 33- Thorpe D/	02:55	0-2	-2	0.0000	3	0	3	0	0.0000
1- Brown J/ 3- Austin P/ 15- Anticevich G/ 20- Bradley M/ 22- Kelly A/	02:55	6-3	3	2.0571	3	0	1	3	1.2000
3- Austin P/ 10- South K/ 20- Bradley M/ 22- Kelly A/ 34- Klonaras D/	02:05	4-6	-2	1.9200	1	0	1	0	1.3333
1- Brown J/ 12- Kuany K/ 15- Anticevich G/ 20- Bradley M/ 34- Klonaras D/	02:05	5-5	0	2.4000	0	0	0	1	1.6667
3- Austin P/ 10- South K/ 15- Anticevich G/ 20- Bradley M/ 21- Thiemann L/	01:48	0-5	-5	0.0000	2	0	1	0	0.0000
3- Austin P/ 10- South K/ 20- Bradley M/ 22- Kelly A/ 33- Thorpe D/	01:36	2-4	-2	1.2500	2	0	0	0	0.6944
1- Brown J/ 3- Austin P/ 15- Anticevich G/ 20- Bradley M/ 21- Thiemann L/	01:28	0-3	-3	0.0000	0	0	1	0	0.0000
1- Brown J/ 10- South K/ 20- Bradley M/ 21- Thiemann L/ 22- Kelly A/	01:24	0-0	0	0.0000	2	0	0	0	0.0000
3- Austin P/ 10- South K/ 15- Anticevich G/ 20- Bradley M/ 34- Klonaras D/	01:14	2-3	-1	1.6216	1	0	1	0	0.6667
3- Austin P/ 12- Kuany K/ 15- Anticevich G/ 20- Bradley M/ 33- Thorpe D/	01:13	1-4	-3	0.8219	1	0	1	0	0.3472
3- Austin P/ 10- South K/ 20- Bradley M/ 21- Thiemann L/ 33- Thorpe D/	01:09	0-2	-2	0.0000	4	0	1	0	0.0000
1- Brown J/ 3- Austin P/ 15- Anticevich G/ 20- Bradley M/ 34- Klonaras D/	01:03	2-1	1	1.9048	2	0	0	0	2.0000
1- Brown J/ 10- South K/ 15- Anticevich G/ 20- Bradley M/ 22- Kelly A/	00:58	0-2	-2	0.0000	1	0	0	0	0.0000
3- Austin P/ 10- South K/ 12- Kuany K/ 22- Kelly A/ 33- Thorpe D/	00:46	0-0	0	0.0000	0	1	1	0	0.0000
1- Brown J/ 10- South K/ 15- Anticevich G/ 20- Bradley M/ 21- Thiemann L/	00:40	0-3	-3	0.0000	0	0	1	0	0.0000
0- Orender J/ 1- Brown J/ 12- Kuany K/ 15- Anticevich G/ 34- Klonaras D/	00:12	0-0	0	0.0000	1	0	0	0	0.0000
1- Brown J/ 3- Austin P/ 20- Bradley M/ 21- Thiemann L/ 22- Kelly A/	00:00	0-0	0	NaN	0	0	0	0	0.0000