

COVID-19 in Arizona

888,005

Number of cases statewide

17,791

Number of deaths statewide

9,969,321

Total number of tests statewide

436

Number of new cases statewide reported Wednesday*

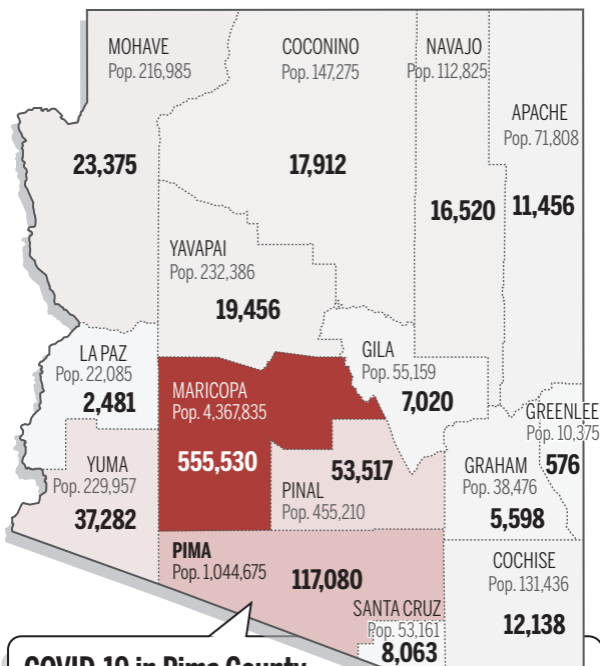
12

Number of deaths statewide reported Wednesday*

18,634

Number of tests statewide reported Wednesday*

Number of cases by county



COVID-19 in Pima County

117,080

Number of cases

31

Number of new cases reported Wednesday*

2,418

Number of deaths

0

Number of deaths reported Wednesday*

1,683,313

Number of tests performed

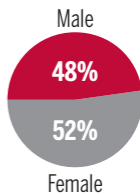
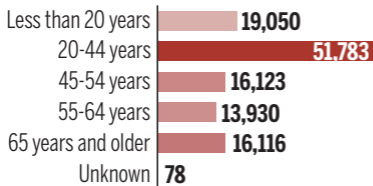
1,833

Number of tests reported Wednesday*

8.1%

Total percent positive**

Pima County cases by age and gender



Pima County vaccine eligibility

Ages 12 and older

Total vaccine doses administered **824,980**

Number of people who are fully vaccinated **410,757**

*Counts of new cases, deaths and numbers tested reflect increases in the total numbers compared with the previous day.

**Percent positive is the number of people with a positive test result.

Figures as of 11 a.m. Wednesday, June 16

SOURCE: Arizona Department of Health Services

County population numbers as of 2019; SOURCE: Arizona Office of Economic Opportunity