



Northern Ariz. at Arizona

11/09/21 McKale Center, Tucson
2021-22 Men's Basketball

Game Time: 8:30 PM
Game Duration: 2:29
Attendance: 12,421

Officials: Mike Reed, Marc Beasley, Ryan McDaniel

Northern Ariz. - 52

Record: 0-1

NO.	Name	Min	FG			3P			FT			Rebounds			Fouls		TP	AS	TO	ST	Blocks		+/-
			M-A	M-A	M-A	OR	DR	TOT	PF	FD	OR	DR	TOT	BS	BA								
13	Keith Haymon	F 19:28	3-7	1-4	0-1	0	0	0	3	1	7	0	2	1	0	0	2	1	0	0	0	-22	
20	Nik Mains	F 30:12	1-4	1-3	1-2	1	7	8	2	3	4	2	2	1	1	0	1	1	0	0	-25		
33	Carson Towt	F 28:14	4-11	0-0	3-7	4	5	9	2	5	11	2	2	0	0	6	0	6	0	0	-24		
14	Isaiah Lewis	G 23:26	0-4	0-0	0-1	1	6	7	3	2	0	3	6	0	0	1	0	0	0	1	-19		
15	Jalen Cone	G 28:52	3-11	1-5	0-0	1	2	3	4	0	7	3	8	0	0	1	0	0	0	1	-25		
11	Mason Stark	23:10	3-7	1-3	2-2	1	1	2	3	2	9	0	0	0	0	0	0	0	0	0	-13		
23	Ezekiel Richards	15:52	2-4	0-0	0-0	1	2	3	3	0	4	0	0	0	0	0	0	0	0	0	-12		
22	Wynton Brown	20:04	1-3	1-1	0-0	2	3	5	1	1	3	1	0	0	0	0	0	0	1	-11			
2	Ajang Aguek	05:00	1-1	0-0	3-4	0	0	0	0	2	5	0	0	0	0	0	0	0	0	3			
34	Spencer Roberts	05:42	1-1	0-0	0-0	0	2	2	1	0	2	0	0	1	0	0	0	0	0	3			
Team						1	2	3			0		1										
Totals			19-53	5-16	9-17	12	30	42	22	16	52	11	21	3	1	9					-29		

Shooting By Period		
1st FG%	8-27	29.6%
3PT%	3-9	33.3%
FT%	3-4	75%
2nd FG%	11-26	42.3%
3PT%	2-7	28.6%
FT%	6-13	46.2%
GM FG%	19-53	35.8%
3PT%	5-16	31.3%
FT%	9-17	52.9%

Dead Ball Rebounds: 2, 0

Technical Fouls::NONE

Arizona - 81

Record: 1-0

NO.	Name	Min	FG			3P			FT			Rebounds			Fouls		TP	AS	TO	ST	Blocks		+/-
			M-A	M-A	M-A	OR	DR	TOT	PF	FD	OR	DR	TOT	BS	BA								
10	Azuolas Tubelis	F 21:29	6-9	1-2	0-2	0	5	5	2	3	13	4	1	2	0	0	23						
35	Christian Koloko	C 24:22	3-4	0-0	2-2	2	2	4	3	2	8	1	0	2	5	0	28						
0	Benedict Mathurin	G 25:22	2-13	0-4	4-4	2	3	5	0	3	8	2	1	0	0	18							
4	Dalen Terry	G 21:50	4-5	1-1	2-2	0	3	3	3	1	11	7	1	2	2	0	22						
25	Kerr Kriisa	G 28:50	6-14	4-10	1-2	1	1	2	0	4	17	5	0	2	0	1	29						
3	Pelle Larsson	12:38	3-4	1-1	0-0	0	0	0	2	3	7	1	0	0	0	0							
5	Justin Kier	18:54	2-6	0-2	1-2	1	3	4	1	1	5	4	1	2	0	0	23						
24	Kim Aiken Jr.	15:37	1-5	1-2	0-0	2	3	5	0	0	3	1	0	0	0	0	11						
11	Oumar Ballo	09:31	1-3	0-0	6-6	5	4	9	1	3	8	0	1	0	2	0	9						
1	Shane Nowell	08:18	0-2	0-0	0-0	0	2	2	2	0	0	0	0	1	0	0	2						
2	Adama Bal	04:51	0-3	0-2	0-2	0	0	0	1	1	0	0	1	0	0	0	-4						
50	Jordan Mains	03:28	0-1	0-1	1-2	1	1	2	0	1	1	0	0	0	0	0	-6						
20	Tautvilas Tubelis	02:25	0-0	0-0	0-0	0	0	0	0	0	0	0	0	0	0	0	-5						
53	Grant Weitman	02:25	0-0	0-0	0-0	0	1	1	1	0	0	0	0	0	0	0	-5						
Team						2	0	2			0		0										
Totals			28-69	8-25	17-24	16	28	44	16	22	81	25	6	11	9	1	29						

Shooting By Period		
1st FG%	17-33	51.5%
3PT%	4-11	36.4%
FT%	4-8	50%
2nd FG%	11-36	30.6%
3PT%	4-14	28.6%
FT%	13-16	81.3%
GM FG%	28-69	40.6%
3PT%	8-25	32.0%
FT%	17-24	70.8%

Dead Ball Rebounds: 2, 0

Technical Fouls::NONE

	NAU	ARI
Biggest lead	0 (1st 20:00)	35 (2nd 3:49)
Best Scoring Run	6(2nd 15:55)	13(1st 5:59)
Lead Changes	0	
Times Tied	1	
Time with Lead	00:00	39:35

Points from	NAU	ARI
Turnovers	4	24
Paint	22	40
Second Chance	9	18
Fast Breaks	10	21
Bench	23	24

	Period by Period Scoring		
	1st	2nd	TOT
NAU	22	30	52
ARI	42	39	81



Period 1

Quarter Starters:

ARI	0 Mathurin B	4 Terry D	10 Tubelis A	25 Kriisa K	35 Koloko C
NAU	13 Haymon K	14 Lewis I	15 Cone J	20 Mains N	33 Towt C

Game Time	ARI	Score	Diff	NAU
20:00	35 KOLOKO C jumpball won			33 TOWT C jumpball lost
19:47	0 MATHURIN B 2pt FG in the paint, layup missed			
19:47	offensive rebound (1)			
19:43	25 KRIISA K 3pt FG second chance, jump shot made (3)	3-0	3	
19:43	35 KOLOKO C assist (1)			
19:23				20 MAINS N turnover bad pass (1)
19:04	25 KRIISA K 2pt FG from turnover in the paint, jump shot missed			
19:00	25 KRIISA K offensive rebound (1)			
18:46	0 MATHURIN B 3pt FG from turnover second chance, jump shot missed			
18:42				14 LEWIS I defensive rebound (1)
18:21				14 LEWIS I turnover bad pass (1)
18:06	25 KRIISA K 3pt FG from turnover, jump shot missed			
18:00				20 MAINS N defensive rebound (1)
17:49				33 TOWT C 2pt FG in the paint, jump shot blocked
17:49	35 KOLOKO C block (1)			
17:44	0 MATHURIN B defensive rebound (1)			
17:42	10 TUBELIS A foul drawn (1)			14 LEWIS I foul personal (1 - 1)
17:33	10 TUBELIS A turnover bad pass (1)			13 HAYMON K steal (1)
17:25		3-3	0	15 CONE J 3pt FG fast break from turnover, jump shot made (3)
17:17	10 TUBELIS A 2pt FG in the paint, layup made (2)	5-3	2	
17:17	4 TERRY D assist (1)			
17:17	10 TUBELIS A foul drawn (2)			33 TOWT C foul shooting (1 - 2)
17:17	10 TUBELIS A free throw 1 - 1 missed			
17:15				33 TOWT C defensive rebound (1)
16:54				15 CONE J 3pt FG , jump shot missed
16:51	0 MATHURIN B defensive rebound (2)			
16:47	10 TUBELIS A 2pt FG fast break in the paint, layup made (4)	7-3	4	
16:47	4 TERRY D assist (2)			
16:23	4 TERRY D steal (1)			13 HAYMON K turnover lost ball (1)
16:19	4 TERRY D 2pt FG fast break from turnover in the paint, layup made (2)	9-3	6	
15:46		9-5	4	33 TOWT C 2pt FG in the paint, dunk, made (2)
15:46				15 CONE J assist (1)
15:24	0 MATHURIN B 2pt FG in the paint, jump shot missed			
15:22				20 MAINS N defensive rebound (2)
14:59				20 MAINS N 3pt FG , jump shot missed
14:56	10 TUBELIS A defensive rebound (1)			
14:49	35 KOLOKO C 2pt FG fast break in the paint, dunk, made (2)	11-5	6	
14:49	10 TUBELIS A assist (1)			
14:19	35 KOLOKO C foul shooting (1 - 1)			33 TOWT C foul drawn (1)
14:19	Timeout media			
14:19	4 TERRY D substitution out			
14:19	25 KRIISA K substitution out			



Game Time	ARI	Score	Diff	NAU
14:19	35 KOLOKO C substitution out			
14:19	3 LARSSON P substitution in			
14:19	5 KIER J substitution in			
14:19	24 AIKEN JR. K substitution in			
14:19				13 HAYMON K substitution out
14:19				11 STARK M substitution in
14:19		11-6	5	33 TOWT C free throw 1 - 2 made (3)
14:19		11-7	4	33 TOWT C free throw 2 - 2 made (4)
14:19				33 TOWT C substitution out
14:19				23 RICHARDS E substitution in
14:01	10 TUBELIS A 2pt FG in the paint, jump shot missed			
13:58				20 MAINS N defensive rebound (3)
13:50	3 LARSSON P foul drawn (1)			15 CONE J foul offensive (1 - 3)
13:50				15 CONE J turnover offensive (1)
13:50				14 LEWIS I substitution out
13:50				22 BROWN W substitution in
13:35	10 TUBELIS A 2pt FG from turnover in the paint, jump shot made (6)	13-7	6	
13:06	10 TUBELIS A foul shooting (1 - 2)			20 MAINS N foul drawn (1)
13:06		13-8	5	20 MAINS N free throw 1 - 2 made (1)
13:06	10 TUBELIS A substitution out			
13:06	11 BALLO O substitution in			
13:06				20 MAINS N free throw 2 - 2 missed
13:03				23 RICHARDS E offensive rebound (1)
12:56				22 BROWN W 2pt FG second chance in the paint, jump shot missed
12:53				22 BROWN W offensive rebound (1)
12:49		13-10	3	23 RICHARDS E 2pt FG second chance in the paint, jump shot made (2)
12:49				22 BROWN W assist (1)
12:34	0 MATHURIN B 3pt FG , jump shot missed			
12:29				11 STARK M defensive rebound (1)
12:14				15 CONE J 2pt FG outside the paint, jump shot missed
12:08	11 BALLO O defensive rebound (1)			
12:04	3 LARSSON P 2pt FG outside the paint, jump shot missed			
12:04	0 MATHURIN B offensive rebound (3)			
11:59	3 LARSSON P foul drawn (2)			11 STARK M foul personal (1 - 4)
11:59	Timeout media			
11:59	0 MATHURIN B substitution out			
11:59	25 KRIISA K substitution in			
11:59				20 MAINS N substitution out
11:59				33 TOWT C substitution in
11:45	11 BALLO O 2pt FG second chance in the paint, layup missed			
11:42				33 TOWT C defensive rebound (2)
11:22	11 BALLO O substitution out			
11:22	35 KOLOKO C substitution in			
11:20				11 STARK M 3pt FG , jump shot missed
11:17	24 AIKEN JR. K defensive rebound (1)			
11:11	5 KIER J 2pt FG in the paint, layup missed			
11:08	35 KOLOKO C offensive rebound (1)			



Northern Ariz. at Arizona

11/09/21 McKale Center, Tucson
2021-22 Men's Basketball

Game Time: 8:30 PM
Game Duration: 2:29
Attendance: 12,421

Officials: Mike Reed, Marc Beasley, Ryan McDaniel

Game Time	ARI	Score	Diff	NAU
11:07	35 KOLOKO C 2pt FG second chance in the paint, jump shot missed			
11:04				22 BROWN W defensive rebound (2)
10:43				33 TOWT C 2pt FG in the paint, jump shot missed
10:40	24 AIKEN JR. K defensive rebound (2)			
10:31	25 KRIISA K foul drawn (1)			11 STARK M foul shooting (2 - 5)
10:31	25 KRIISA K free throw 1 - 2 made (4)	14-10	4	
10:31	3 LARSSON P substitution out			
10:31	4 TERRY D substitution in			
10:31				11 STARK M substitution out
10:31				23 RICHARDS E substitution out
10:31				13 HAYMON K substitution in
10:31				20 MAINS N substitution in
10:31	25 KRIISA K free throw 2 - 2 missed			
10:30				20 MAINS N defensive rebound (4)
10:12				15 CONE J 3pt FG , jump shot missed
10:09	4 TERRY D defensive rebound (1)			
10:03	5 KIER J 2pt FG fast break in the paint, layup made (2)	16-10	6	
10:03	4 TERRY D assist (3)			
09:42		16-12	4	15 CONE J 2pt FG in the paint, layup made (5)
09:29	35 KOLOKO C 2pt FG in the paint, layup made (4)	18-12	6	
09:29	4 TERRY D assist (4)			
09:18		18-15	3	13 HAYMON K 3pt FG , jump shot made (3)
09:18				20 MAINS N assist (1)
09:03	24 AIKEN JR. K 3pt FG , jump shot made (3)	21-15	6	
09:03	25 KRIISA K assist (1)			
08:34	4 TERRY D steal (2)			15 CONE J turnover bad pass (2)
08:31	5 KIER J foul drawn (1)			13 HAYMON K foul shooting (1 - 6)
08:31	5 KIER J free throw 1 - 2 missed			
08:31	offensive dead ball rebound (1)			
08:31	24 AIKEN JR. K substitution out			
08:31	10 TUBELIS A substitution in			
08:31				22 BROWN W substitution out
08:31				33 TOWT C substitution out
08:31				14 LEWIS I substitution in
08:31				23 RICHARDS E substitution in
08:31	5 KIER J free throw 2 - 2 made (3)	22-15	7	
08:31	5 KIER J substitution out			
08:31	0 MATHURIN B substitution in			
08:09				13 HAYMON K 3pt FG , jump shot missed
08:05	10 TUBELIS A defensive rebound (2)			
08:00	25 KRIISA K 3pt FG , jump shot missed			
07:56				20 MAINS N defensive rebound (5)
07:51				20 MAINS N 2pt FG outside the paint, jump shot missed
07:47				14 LEWIS I offensive rebound (2)
07:41	10 TUBELIS A steal (1)			14 LEWIS I turnover bad pass (2)
07:40	10 TUBELIS A foul drawn (3)			13 HAYMON K foul personal (2 - 7)
07:40	Timeout media			
07:40				13 HAYMON K substitution out



Northern Ariz. at Arizona

11/09/21 McKale Center, Tucson
2021-22 Men's Basketball

Game Time: 8:30 PM
Game Duration: 2:29
Attendance: 12,421

Officials: Mike Reed, Marc Beasley, Ryan McDaniel

Game Time	ARI	Score	Diff	NAU
07:40				11 STARK M substitution in
07:40	10 TUBELIS A 1&1 free throw 1 missed			
07:40				23 RICHARDS E defensive rebound (2)
07:22	35 KOLOKO C steal (1)			15 CONE J turnover bad pass (3)
07:15	0 MATHURIN B 2pt FG from turnover in the paint, dunk, made (2)	24-15	9	
07:15	4 TERRY D assist (5)			
06:58				14 LEWIS I 2pt FG in the paint, jump shot missed
06:55	10 TUBELIS A defensive rebound (3)			
06:40	25 KRIISA K 2pt FG in the paint, layup made (6)	26-15	11	
06:40	4 TERRY D assist (6)			
06:38				Timeout 30 Sec
06:38				23 RICHARDS E substitution out
06:38				33 TOWT C substitution in
06:36	25 KRIISA K steal (1)			15 CONE J turnover lost ball (4)
06:28	4 TERRY D 3pt FG from turnover, jump shot made (5)	29-15	14	
06:28	10 TUBELIS A assist (2)			
06:06				33 TOWT C 2pt FG in the paint, jump shot blocked
06:06	35 KOLOKO C block (2)			
06:02	0 MATHURIN B defensive rebound (4)			
05:59	10 TUBELIS A 2pt FG fast break in the paint, layup made (8)	31-15	16	
05:59	25 KRIISA K assist (2)			
05:27				turnover shot clock (9)
05:27	35 KOLOKO C substitution out			
05:27	3 LARSSON P substitution in			
05:27				15 CONE J substitution out
05:27				22 BROWN W substitution in
05:08	25 KRIISA K 3pt FG from turnover, jump shot missed			
05:06				14 LEWIS I defensive rebound (3)
04:57	4 TERRY D foul personal (1 - 3)			14 LEWIS I foul drawn (1)
04:46				14 LEWIS I 2pt FG in the paint, layup missed
04:40				33 TOWT C offensive rebound (3)
04:40		31-17	14	33 TOWT C 2pt FG second chance in the paint, layup made (6)
04:30	10 TUBELIS A 2pt FG in the paint, jump shot missed			
04:27				14 LEWIS I defensive rebound (4)
04:13		31-19	12	11 STARK M 2pt FG outside the paint, jump shot made (2)
04:13				14 LEWIS I assist (1)
04:04	0 MATHURIN B turnover bad pass (1)			20 MAINS N steal (1)
03:45	25 KRIISA K steal (2)			14 LEWIS I turnover lost ball (3)
03:40	4 TERRY D 2pt FG fast break from turnover in the paint, layup made (7)	33-19	14	
03:40	3 LARSSON P assist (1)			
03:08				33 TOWT C 2pt FG outside the paint, jump shot blocked
03:08	4 TERRY D block (1)			
03:04	4 TERRY D defensive rebound (2)			
03:01	0 MATHURIN B 3pt FG , jump shot missed			
02:59				22 BROWN W defensive rebound (3)
02:58	4 TERRY D foul personal (2 - 4)			22 BROWN W foul drawn (1)
02:58				Timeout media
02:58	4 TERRY D substitution out			



Game Time	ARI	Score	Diff	NAU
02:58	10 TUBELIS A substitution out			
02:58	5 KIER J substitution in			
02:58	35 KOLOKO C substitution in			
02:58				14 LEWIS I substitution out
02:58				15 CONE J substitution in
02:51	3 LARSSON P foul personal (1 - 5)			11 STARK M foul drawn (1)
02:43				15 CONE J 2pt FG outside the paint, jump shot missed
02:39				15 CONE J offensive rebound (1)
02:37		33-22	11	20 MAINS N 3pt FG second chance, jump shot made (4)
02:37				15 CONE J assist (2)
02:18	5 KIER J 3pt FG , jump shot missed			
02:11	35 KOLOKO C offensive rebound (2)			
02:04	0 MATHURIN B 2pt FG second chance in the paint, dunk, made (4)	35-22	13	
02:04	5 KIER J assist (1)			
01:39				33 TOWT C 2pt FG in the paint, layup blocked
01:39	35 KOLOKO C block (3)			
01:35				11 STARK M offensive rebound (2)
01:32				11 STARK M 3pt FG second chance, jump shot missed
01:28	5 KIER J defensive rebound (1)			
01:16	35 KOLOKO C foul drawn (1)			20 MAINS N foul personal (1 - 8)
01:16	3 LARSSON P substitution out			
01:16	10 TUBELIS A substitution in			
01:16	35 KOLOKO C 1&1 free throw 1 made (5)	36-22	14	
01:16	35 KOLOKO C 1&1 free throw 2 made (6)	37-22	15	
00:52				15 CONE J 2pt FG outside the paint, jump shot missed
00:49	25 KRIISA K defensive rebound (2)			
00:44	25 KRIISA K 3pt FG fast break, jump shot made (9)	40-22	18	
00:44	0 MATHURIN B assist (1)			
00:08				33 TOWT C 2pt FG in the paint, jump shot blocked
00:08	35 KOLOKO C block (4)			
00:04	35 KOLOKO C defensive rebound (3)			
00:00	35 KOLOKO C 2pt FG in the paint, layup made (8)	42-22	20	
00:00	25 KRIISA K assist (3)			
END OF PERIOD				
ARI 42-22 NAU				



Northern Ariz. at Arizona

11/09/21 McKale Center, Tucson
2021-22 Men's Basketball

Game Time: 8:30 PM
Game Duration: 2:29
Attendance: 12,421

Officials: Mike Reed, Marc Beasley, Ryan McDaniel

Northern Ariz. - 22

NO.	Name	F	Min	FG			Rebounds			Fouls		TP	AS	TO	ST	Blocks		+/-
				M-A	M-A	M-A	OR	DR	TOT	PF	FD					BS	BA	
13	Keith Haymon	F	08:32	1-2	1-2	0-0	0	0	0	2	0	3	0	1	1	0	0	-9
20	Nik Mains	F	18:32	1-3	1-2	1-2	0	5	5	1	1	4	1	1	1	0	0	-19
33	Carson Towt	F	15:47	2-8	0-0	2-2	1	2	3	1	1	6	0	0	0	0	5	-16
14	Isaiah Lewis	G	11:43	0-2	0-0	0-0	1	3	4	1	1	0	1	3	0	0	0	-12
15	Jalen Cone	G	17:31	2-7	1-3	0-0	1	0	1	1	0	5	2	4	0	0	0	-22
11	Mason Stark		11:28	1-3	0-2	0-0	1	1	2	2	1	2	0	0	0	0	0	-11
23	Ezekiel Richards		05:41	1-1	0-0	0-0	1	1	2	0	0	2	0	0	0	0	0	-5
22	Wynton Brown		10:46	0-1	0-0	0-0	1	2	3	0	1	0	1	0	0	0	0	-6
Team							0	0	0			0		1				
Totals				8-27	3-9	3-4	6	14	20	8	5	22	5	10	2	0	5	-20

Shooting By Period		
1st FG%	8-27	29.6%
3PT%	3-9	33.3%
FT%	3-4	75%
GM FG%	8-27	29.6%
3PT%	3-9	33.3%
FT%	3-4	75.0%

Dead Ball Rebounds: 0, 0

Technical Fouls::NONE

Arizona - 42

NO.	Name	F	Min	FG			Rebounds			Fouls		TP	AS	TO	ST	Blocks		+/-
				M-A	M-A	M-A	OR	DR	TOT	PF	FD					BS	BA	
10	Azuolas Tubelis	F	13:43	4-6	0-0	0-2	0	3	3	1	3	8	2	1	1	0	0	20
35	Christian Koloko	C	14:34	3-4	0-0	2-2	2	1	3	1	1	8	1	0	1	4	0	25
0	Benedict Mathurin	G	16:32	2-7	0-3	0-0	1	3	4	0	0	4	1	1	0	0	0	16
4	Dalen Terry	G	13:14	3-3	1-1	0-0	0	2	2	2	0	7	6	0	2	1	0	16
25	Kerr Kriisa	G	17:40	3-7	2-5	1-2	1	1	2	0	1	9	3	0	2	0	0	23
3	Pelle Larsson		07:59	0-1	0-0	0-0	0	0	0	1	2	0	1	0	0	0	0	-5
5	Justin Kier		08:46	1-3	0-1	1-2	0	1	1	0	1	3	1	0	0	0	0	7
24	Kim Aiken Jr.		05:48	1-1	1-1	0-0	0	2	2	0	0	3	0	0	0	0	0	0
11	Oumar Ballo		01:44	0-1	0-0	0-0	0	1	1	0	0	0	0	0	0	0	0	-2
Team							1	0	1			0		0				
Totals				17-33	4-11	4-8	5	14	19	5	8	42	15	2	6	5	0	20

Shooting By Period		
1st FG%	17-33	51.5%
3PT%	4-11	36.4%
FT%	4-8	50%
GM FG%	17-33	51.5%
3PT%	4-11	36.4%
FT%	4-8	50.0%

Dead Ball Rebounds: 1, 0

Technical Fouls::NONE

	NAU	ARI
Biggest lead	0 (1st 20:00)	20 (1st 0:00)
Best Scoring Run	4(1st 4:13)	13(1st 5:59)
Lead Changes	0	
Times Tied	1	
Time with Lead	00:00	19:35

	NAU	ARI
Points from		
Turnovers	3	12
Paint	8	26
Second Chance	7	5
Fast Breaks	3	15
Bench	4	6

	Period by Period Scoring		
	1st	2nd	TOT
NAU	22	30	52
ARI	42	39	81



Northern Ariz. at Arizona

11/09/21 McKale Center, Tucson
2021-22 Men's Basketball

Game Time: 8:30 PM
Game Duration: 2:29
Attendance: 12,421

Officials: Mike Reed, Marc Beasley, Ryan McDaniel

Period 2

Quarter Starters:

ARI	0 Mathurin B	4 Terry D	10 Tubelis A	25 Kriisa K	35 Koloko C
NAU	13 Haymon K	14 Lewis I	15 Cone J	20 Mains N	33 Towt C

Game Time	ARI	Score	Diff	NAU
20:00	5 KIER J substitution out			
20:00	4 TERRY D substitution in			
20:00				11 STARK M substitution out
20:00				22 BROWN W substitution out
20:00				13 HAYMON K substitution in
20:00				14 LEWIS I substitution in
19:43	jump ball situation			
19:43	35 KOLOKO C steal (2)			33 TOWT C turnover lost ball (1)
19:30	35 KOLOKO C foul drawn (2)			20 MAINS N foul personal (2 - 1)
19:26	10 TUBELIS A 3pt FG from turnover, jump shot missed			
19:18				33 TOWT C defensive rebound (4)
19:16				15 CONE J 3pt FG , jump shot blocked
19:16	4 TERRY D block (2)			
19:11				33 TOWT C offensive rebound (5)
19:10		42-24	18	33 TOWT C 2pt FG second chance in the paint, layup made (8)
19:04	25 KRIISA K foul drawn (2)			15 CONE J foul personal (2 - 2)
18:53	0 MATHURIN B 2pt FG in the paint, layup missed			
18:50				14 LEWIS I defensive rebound (5)
18:37				13 HAYMON K 3pt FG , jump shot missed
18:34	4 TERRY D defensive rebound (3)			
18:31	4 TERRY D turnover bad pass (1)			
18:13	35 KOLOKO C foul shooting (2 - 1)			33 TOWT C foul drawn (2)
18:13				33 TOWT C free throw 1 - 2 missed
18:13				offensive dead ball rebound (1)
18:13		42-25	17	33 TOWT C free throw 2 - 2 made (9)
18:03	0 MATHURIN B foul drawn (1)			33 TOWT C foul shooting (2 - 3)
18:03	0 MATHURIN B free throw 1 - 2 made (5)	43-25	18	
18:03	0 MATHURIN B free throw 2 - 2 made (6)	44-25	19	
17:53	10 TUBELIS A steal (2)			15 CONE J turnover bad pass (5)
17:46	10 TUBELIS A 2pt FG fast break from turnover in the paint, dunk, made (10)	46-25	21	
17:46	0 MATHURIN B assist (2)			
17:39				Timeout 30 Sec
17:18	25 KRIISA K foul drawn (3)			13 HAYMON K foul offensive (3 - 4)
17:18				13 HAYMON K turnover offensive (2)
17:18				13 HAYMON K substitution out
17:18				11 STARK M substitution in
17:00	0 MATHURIN B 2pt FG from turnover in the paint, layup missed			
16:57	0 MATHURIN B offensive rebound (5)			
16:56				14 LEWIS I substitution out
16:56				22 BROWN W substitution in
16:53	25 KRIISA K 3pt FG from turnover second chance, jump shot missed			
16:49				15 CONE J defensive rebound (2)



Northern Ariz. at Arizona

11/09/21 McKale Center, Tucson
2021-22 Men's Basketball

Game Time: 8:30 PM
Game Duration: 2:29
Attendance: 12,421

Officials: Mike Reed, Marc Beasley, Ryan McDaniel

Game Time	ARI	Score	Diff	NAU
16:47	25 KRIISA K foul drawn (4)			15 CONE J foul offensive (3 - 5)
16:47				15 CONE J turnover offensive (6)
16:27	0 MATHURIN B 2pt FG from turnover outside the paint, jump shot missed			
16:24				20 MAINS N defensive rebound (6)
16:18		46-28	18	22 BROWN W 3pt FG , jump shot made (3)
16:18				33 TOWT C assist (1)
16:02	25 KRIISA K 2pt FG in the paint, jump shot blocked			
16:02				20 MAINS N block (1)
15:57				33 TOWT C defensive rebound (6)
15:55		46-31	15	11 STARK M 3pt FG fast break, jump shot made (5)
15:55				33 TOWT C assist (2)
15:53	Timeout 30 Sec			
15:53	Timeout media			
15:53	0 MATHURIN B substitution out			
15:53	5 KIER J substitution in			
15:18	25 KRIISA K 3pt FG , jump shot made (12)	49-31	18	
15:18	10 TUBELIS A assist (3)			
15:08		49-33	16	33 TOWT C 2pt FG in the paint, layup made (11)
15:08				20 MAINS N assist (2)
15:08	35 KOLOKO C foul shooting (3 - 2)			33 TOWT C foul drawn (3)
15:08	10 TUBELIS A substitution out			
15:08	24 AIKEN JR. K substitution in			
15:07				33 TOWT C free throw 1 - 1 missed
15:06	35 KOLOKO C defensive rebound (4)			
14:56	5 KIER J turnover bad pass (1)			
14:51				11 STARK M 2pt FG from turnover in the paint, layup missed
14:47	5 KIER J defensive rebound (2)			
14:40	4 TERRY D 2pt FG fast break in the paint, layup made (9)	51-33	18	
14:40	25 KRIISA K assist (4)			
14:18	5 KIER J foul personal (1 - 3)			20 MAINS N foul drawn (2)
14:18	4 TERRY D substitution out			
14:18	3 LARSSON P substitution in			
14:18				11 STARK M substitution out
14:18				13 HAYMON K substitution in
13:58				15 CONE J 3pt FG , jump shot missed
13:55	24 AIKEN JR. K defensive rebound (3)			
13:49	25 KRIISA K 3pt FG , jump shot missed			
13:45				15 CONE J defensive rebound (3)
13:39		51-35	16	15 CONE J 2pt FG fast break in the paint, floating jump shot made (7)
13:27	3 LARSSON P 2pt FG fast break in the paint, layup made (2)	53-35	18	
13:27	25 KRIISA K assist (5)			
13:05				33 TOWT C 2pt FG in the paint, jump shot blocked
13:05	35 KOLOKO C block (5)			
13:05				offensive rebound (28)
13:05	35 KOLOKO C substitution out			
13:05	11 BALLO O substitution in			
13:03				13 HAYMON K 3pt FG second chance, jump shot missed
12:58				20 MAINS N offensive rebound (7)



Northern Ariz. at Arizona

11/09/21 McKale Center, Tucson
2021-22 Men's Basketball

Game Time: 8:30 PM
Game Duration: 2:29
Attendance: 12,421

Officials: Mike Reed, Marc Beasley, Ryan McDaniel

Game Time	ARI	Score	Diff	NAU
12:52	3 LARSSON P foul drawn (3)			15 CONE J foul offensive (4 - 6)
12:52				15 CONE J turnover offensive (7)
12:52				15 CONE J substitution out
12:52				14 LEWIS I substitution in
12:43	25 KRIISA K 2pt FG from turnover in the paint, layup made (14)	55-35	20	
12:43	5 KIER J assist (2)			
12:35		55-37	18	13 HAYMON K 2pt FG fast break in the paint, layup made (5)
12:35				14 LEWIS I assist (2)
12:28	11 BALLO O foul offensive (1 - 4)			33 TOWT C foul drawn (4)
12:28	11 BALLO O turnover offensive (1)			
12:28	25 KRIISA K substitution out			
12:28	0 MATHURIN B substitution in			
12:28				22 BROWN W substitution out
12:28				33 TOWT C substitution out
12:28				2 AGUEK A substitution in
12:28				23 RICHARDS E substitution in
12:20	0 MATHURIN B foul drawn (2)			14 LEWIS I foul offensive (2 - 7)
12:20				14 LEWIS I turnover offensive (4)
12:12	3 LARSSON P 2pt FG from turnover in the paint, layup made (4)	57-37	20	
12:12	5 KIER J assist (3)			
11:57	3 LARSSON P foul personal (2 - 5)			20 MAINS N foul drawn (3)
11:57	Timeout media			
11:47				14 LEWIS I turnover lost ball (5)
11:24	11 BALLO O 2pt FG from turnover in the paint, dunk, made (2)	59-37	22	
11:24	5 KIER J assist (4)			
11:08		59-39	20	13 HAYMON K 2pt FG outside the paint, jump shot made (7)
10:56	0 MATHURIN B foul drawn (3)			23 RICHARDS E foul personal (1 - 8)
10:56	0 MATHURIN B 1&1 free throw 1 made (7)	60-39	21	
10:56				14 LEWIS I substitution out
10:56				20 MAINS N substitution out
10:56				11 STARK M substitution in
10:56				33 TOWT C substitution in
10:56				2 AGUEK A substitution out
10:56				15 CONE J substitution in
10:56	0 MATHURIN B 1&1 free throw 2 made (8)	61-39	22	
10:40		61-41	20	23 RICHARDS E 2pt FG in the paint, layup made (4)
10:40				15 CONE J assist (3)
10:30	0 MATHURIN B 2pt FG in the paint, layup missed			
10:27	11 BALLO O offensive rebound (2)			
10:26	11 BALLO O 2pt FG second chance in the paint, layup missed			
10:23	24 AIKEN JR. K offensive rebound (4)			
10:22	24 AIKEN JR. K 2pt FG second chance in the paint, layup missed			
10:15	11 BALLO O offensive rebound (3)			
10:11	3 LARSSON P 3pt FG second chance, jump shot made (7)	64-41	23	
10:11	24 AIKEN JR. K assist (1)			
09:44	5 KIER J steal (1)			15 CONE J turnover lost ball (8)
09:40	0 MATHURIN B 2pt FG from turnover in the paint, layup missed			
09:39	11 BALLO O offensive rebound (4)			



Northern Ariz. at Arizona

11/09/21 McKale Center, Tucson
2021-22 Men's Basketball

Game Time: 8:30 PM
Game Duration: 2:29
Attendance: 12,421

Officials: Mike Reed, Marc Beasley, Ryan McDaniel

Game Time	ARI	Score	Diff	NAU
09:39				15 CONE J substitution out
09:39				14 LEWIS I substitution in
09:39	0 MATHURIN B substitution out			
09:39	3 LARSSON P substitution out			
09:39	24 AIKEN JR. K substitution out			
09:39	4 TERRY D substitution in			
09:39	10 TUBELIS A substitution in			
09:39	25 KRIISA K substitution in			
09:39	11 BALLO O foul drawn (1)			23 RICHARDS E foul shooting (2 - 9)
09:39	11 BALLO O free throw 1 - 2 made (3)	65-41	24	
09:39	11 BALLO O free throw 2 - 2 made (4)	66-41	25	
09:39				23 RICHARDS E 2pt FG in the paint, layup missed
09:39				33 TOWT C offensive rebound (7)
09:39	10 TUBELIS A foul shooting (2 - 6)			33 TOWT C foul drawn (5)
09:39				33 TOWT C free throw fast break 1 - 2 missed
09:39				offensive dead ball rebound (2)
09:38				14 LEWIS I substitution out
09:38				15 CONE J substitution in
09:39				33 TOWT C free throw fast break 2 - 2 missed
09:38	10 TUBELIS A defensive rebound (4)			
09:38				14 LEWIS I substitution in
09:38				15 CONE J substitution out
09:38	11 BALLO O substitution out			
09:38	35 KOLOKO C substitution in			
09:27	5 KIER J 2pt FG in the paint, jump shot missed			
09:25	5 KIER J offensive rebound (3)			
09:23	5 KIER J 2pt FG second chance in the paint, jump shot made (5)	68-41	27	
09:10	5 KIER J steal (2)			14 LEWIS I turnover bad pass (6)
09:02	5 KIER J 3pt FG from turnover, jump shot missed			
08:58				33 TOWT C defensive rebound (8)
08:18	4 TERRY D foul personal (3 - 7)			11 STARK M foul drawn (2)
08:18	5 KIER J substitution out			
08:18	1 NOWELL S substitution in			
08:18				13 HAYMON K substitution out
08:18				23 RICHARDS E substitution out
08:18				20 MAINS N substitution in
08:18				22 BROWN W substitution in
08:18		68-42	26	11 STARK M 1&1 free throw 1 made (6)
08:18		68-43	25	11 STARK M 1&1 free throw 2 made (7)
08:07	10 TUBELIS A 3pt FG ; jump shot made (13)	71-43	28	
08:07	4 TERRY D assist (7)			
07:48		71-45	26	11 STARK M 2pt FG outside the paint, floating jump shot made (9)
07:48				14 LEWIS I assist (3)
07:47	Timeout media			
07:31	4 TERRY D 2pt FG in the paint, floating jump shot missed			
07:29	offensive rebound (31)			
07:23	25 KRIISA K 3pt FG second chance, jump shot made (17)	74-45	29	
07:23	10 TUBELIS A assist (4)			



Northern Ariz. at Arizona

11/09/21 McKale Center, Tucson
2021-22 Men's Basketball

Game Time: 8:30 PM
Game Duration: 2:29
Attendance: 12,421

Officials: Mike Reed, Marc Beasley, Ryan McDaniel

Game Time	ARI	Score	Diff	NAU
06:55				20 MAINS N 3pt FG , jump shot missed
06:51	10 TUBELIS A defensive rebound (5)			
06:45	4 TERRY D foul drawn (1)			14 LEWIS I foul shooting (3 - 10)
06:45	4 TERRY D free throw 1 - 2 made (10)	75-45	30	
06:45	10 TUBELIS A substitution out			
06:45	35 KOLOKO C substitution out			
06:45	11 BALLO O substitution in			
06:45	24 AIKEN JR. K substitution in			
06:45				14 LEWIS I substitution out
06:45				15 CONE J substitution in
06:45	4 TERRY D free throw 2 - 2 made (11)	76-45	31	
06:45	4 TERRY D substitution out			
06:45	0 MATHURIN B substitution in			
06:31				11 STARK M 2pt FG in the paint, jump shot missed
06:27				22 BROWN W offensive rebound (4)
06:26				22 BROWN W 2pt FG second chance in the paint, jump shot blocked
06:26	11 BALLO O block (1)			
06:16				33 TOWT C offensive rebound (9)
06:14	1 NOWELL S steal (1)			33 TOWT C turnover bad pass (2)
06:06	25 KRIISA K 3pt FG from turnover, jump shot missed			
06:03				20 MAINS N defensive rebound (8)
06:01				20 MAINS N turnover lost ball (2)
06:01	25 KRIISA K substitution out			
06:01	5 KIER J substitution in			
06:01				33 TOWT C substitution out
06:01				23 RICHARDS E substitution in
05:42	11 BALLO O foul drawn (2)			23 RICHARDS E foul shooting (3 - 11)
05:42	11 BALLO O free throw 1 - 2 made (5)	77-45	32	
05:42				11 STARK M substitution out
05:42				20 MAINS N substitution out
05:42				13 HAYMON K substitution in
05:42				34 ROBERTS S substitution in
05:42	11 BALLO O free throw 2 - 2 made (6)	78-45	33	
05:16				23 RICHARDS E 2pt FG outside the paint, jump shot missed
05:13	5 KIER J defensive rebound (4)			
05:08	24 AIKEN JR. K 3pt FG , jump shot missed			
05:05	11 BALLO O offensive rebound (5)			
04:53	0 MATHURIN B 3pt FG second chance, jump shot missed			
04:51				defensive rebound (35)
04:51	0 MATHURIN B substitution out			
04:51	2 BAL A substitution in			
04:51				15 CONE J 2pt FG outside the paint, jump shot missed
04:51	11 BALLO O defensive rebound (6)			
04:51	24 AIKEN JR. K 2pt FG in the paint, dunk, missed			
04:51	24 AIKEN JR. K offensive rebound (5)			
04:51	24 AIKEN JR. K 2pt FG second chance in the paint, jump shot missed			
04:51				22 BROWN W defensive rebound (5)
04:06	2 BAL A foul personal (1 - 8)			13 HAYMON K foul drawn (1)



Northern Ariz. at Arizona

11/09/21 McKale Center, Tucson
2021-22 Men's Basketball

Game Time: 8:30 PM
Game Duration: 2:29
Attendance: 12,421

Officials: Mike Reed, Marc Beasley, Ryan McDaniel

Game Time	ARI	Score	Diff	NAU
04:06				13 HAYMON K 1&1 free throw 1 missed
04:05	11 BALLO O defensive rebound (7)			
03:54	2 BAL A 3pt FG , jump shot missed			
03:50	11 BALLO O offensive rebound (8)			
03:49	11 BALLO O foul drawn (3)			22 BROWN W foul shooting (1 - 12)
03:49	Timeout media			
03:49				15 CONE J substitution out
03:49				14 LEWIS I substitution in
03:49	11 BALLO O free throw 1 - 2 made (7)	79-45	34	
03:49	11 BALLO O free throw 2 - 2 made (8)	80-45	35	
03:29				13 HAYMON K 2pt FG outside the paint, jump shot missed
03:28	11 BALLO O defensive rebound (9)			
03:28	2 BAL A foul drawn (1)			34 ROBERTS S foul personal (1 - 13)
03:28	2 BAL A free throw fast break 1 - 2 missed			
03:28	offensive dead ball rebound (2)			
03:28	5 KIER J substitution out			
03:28	50 MAINS J substitution in			
03:28				13 HAYMON K substitution out
03:28				22 BROWN W substitution out
03:28				2 AGUEK A substitution in
03:28				11 STARK M substitution in
03:28	2 BAL A free throw fast break 2 - 2 missed			
03:24				23 RICHARDS E defensive rebound (3)
03:12		80-47	33	2 AGUEK A 2pt FG in the paint, floating jump shot made (2)
02:53	2 BAL A turnover bad pass (1)			34 ROBERTS S steal (1)
02:37				14 LEWIS I 2pt FG from turnover in the paint, jump shot blocked
02:37	11 BALLO O block (2)			
02:33	50 MAINS J defensive rebound (1)			
02:30	1 NOWELL S 2pt FG outside the paint, jump shot missed			
02:28	50 MAINS J offensive rebound (2)			
02:25	50 MAINS J foul drawn (1)			11 STARK M foul personal (3 - 14)
02:25	50 MAINS J free throw 1 - 2 made (1)	81-47	34	
02:25	11 BALLO O substitution out			
02:25	24 AIKEN JR. K substitution out			
02:25	20 TUBELIS T substitution in			
02:25	53 WEITMAN G substitution in			
02:25	50 MAINS J free throw 2 - 2 missed			
02:24				34 ROBERTS S defensive rebound (1)
02:15	1 NOWELL S foul personal (1 - 9)			14 LEWIS I foul drawn (2)
02:15				14 LEWIS I 1&1 free throw 1 missed
02:14	53 WEITMAN G defensive rebound (1)			
02:01	1 NOWELL S 2pt FG in the paint, layup missed			
01:58				14 LEWIS I defensive rebound (6)
01:41		81-49	32	34 ROBERTS S 2pt FG in the paint, layup made (2)
01:21	2 BAL A 3pt FG , jump shot missed			
01:19				34 ROBERTS S defensive rebound (2)
01:07	53 WEITMAN G foul shooting (1 - 10)			2 AGUEK A foul drawn (1)
01:07		81-50	31	2 AGUEK A free throw 1 - 2 made (3)
01:07		81-51	30	2 AGUEK A free throw 2 - 2 made (4)



Official Basketball Play by Play - Second Half

Northern Ariz. at Arizona

11/09/21 McKale Center, Tucson
2021-22 Men's Basketball

Game Time: 8:30 PM

Game Duration: 2:29

Attendance: 12,421

Officials: Mike Reed, Marc Beasley, Ryan McDaniel

Game Time	ARI	Score	Diff	NAU
00:56	50 MAINS J 3pt FG , jump shot missed			
00:52				defensive rebound (41)
00:39	1 NOWELL S foul shooting (2 - 11)			2 AGUEK A foul drawn (2)
00:39		81-52	29	2 AGUEK A free throw 1 - 2 made (5)
00:39				2 AGUEK A free throw 2 - 2 missed
00:35	1 NOWELL S defensive rebound (1)			
00:25	2 BAL A 2pt FG in the paint, layup missed			
00:23				14 LEWIS I defensive rebound (7)
00:11				14 LEWIS I 2pt FG in the paint, layup missed
00:08	1 NOWELL S defensive rebound (2)			
END OF GAME				
ARI 81-52 NAU				



Northern Ariz. at Arizona

11/09/21 McKale Center, Tucson
2021-22 Men's Basketball

Game Time: 8:30 PM
Game Duration: 2:29
Attendance: 12,421

Officials: Mike Reed, Marc Beasley, Ryan McDaniel

Northern Ariz. - 30

NO.	Name	Min	FG			Rebounds			Fouls		TP	AS	TO	ST	Blocks		+/-
			M-A	3P	FT	OR	DR	TOT	PF	FD					BS	BA	
13	Keith Haymon	F 10:56	2-5	0-2	0-1	0	0	0	1	1	4	0	1	0	0	0	-13
20	Nik Mains	F 11:40	0-1	0-1	0-0	1	2	3	1	2	0	1	1	0	1	0	-6
33	Carson Towt	F 12:27	2-3	0-0	1-5	3	3	6	1	4	5	2	2	0	0	1	-8
14	Isaiah Lewis	G 11:43	0-2	0-0	0-1	0	3	3	2	1	0	2	3	0	0	1	-7
15	Jalen Cone	G 11:21	1-4	0-2	0-0	0	2	2	3	0	2	1	4	0	0	1	-3
11	Mason Stark	11:42	2-4	1-1	2-2	0	0	0	1	1	7	0	0	0	0	0	-2
22	Wynton Brown	09:18	1-2	1-1	0-0	1	1	2	1	0	3	0	0	0	0	1	-5
2	Ajang Aguek	05:00	1-1	0-0	3-4	0	0	0	0	2	5	0	0	0	0	0	3
23	Ezekiel Richards	10:11	1-3	0-0	0-0	0	1	1	3	0	2	0	0	0	0	0	-7
34	Spencer Roberts	05:42	1-1	0-0	0-0	0	2	2	1	0	2	0	0	1	0	0	3
Team						1	2	3			0		0				
Totals			11-26	2-7	6-13	6	16	22	14	11	30	6	11	1	1	4	-9

Shooting By Period		
2 nd FG%	11-26	42.3%
3PT%	2-7	28.6%
FT%	6-13	46.2%
GM FG%	11-26	42.3%
3PT%	2-7	28.6%
FT%	6-13	46.2%

Dead Ball Rebounds: 2, 0

Technical Fouls::NONE

Arizona - 39

NO.	Name	Min	FG			Rebounds			Fouls		TP	AS	TO	ST	Blocks		+/-
			M-A	3P	FT	OR	DR	TOT	PF	FD					BS	BA	
10	Azuolas Tubelis	F 07:46	2-3	1-2	0-0	0	2	2	1	0	5	2	0	1	0	0	3
35	Christian Koloko	C 09:48	0-0	0-0	0-0	0	1	1	2	1	0	0	0	1	1	0	3
0	Benedict Mathurin	G 08:50	0-6	0-1	4-4	1	0	1	0	3	4	1	0	0	0	0	2
4	Dalen Terry	G 08:36	1-2	0-0	2-2	0	1	1	1	1	4	1	1	0	1	0	6
25	Kerr Kriisa	G 11:10	3-7	2-5	0-0	0	0	0	0	3	8	2	0	0	0	1	6
5	Justin Kier	10:08	1-3	0-1	0-0	1	2	3	1	0	2	3	1	2	0	0	16
24	Kim Aiken Jr.	09:49	0-4	0-1	0-0	2	1	3	0	0	0	1	0	0	0	0	11
3	Pelle Larsson	04:39	3-3	1-1	0-0	0	0	0	1	1	7	0	0	0	0	0	5
11	Oumar Ballo	07:47	1-2	0-0	6-6	5	3	8	1	3	8	0	1	0	2	0	11
1	Shane Nowell	08:18	0-2	0-0	0-0	0	2	2	2	0	0	0	0	1	0	0	2
2	Adama Bal	04:51	0-3	0-2	0-2	0	0	0	1	1	0	0	1	0	0	0	-4
50	Jordan Mains	03:28	0-1	0-1	1-2	1	1	2	0	1	1	0	0	0	0	0	-6
20	Tautvilas Tubelis	02:25	0-0	0-0	0-0	0	0	0	0	0	0	0	0	0	0	0	-5
53	Grant Weitman	02:25	0-0	0-0	0-0	0	1	1	1	0	0	0	0	0	0	0	-5
Team						1	0	1			0		0				
Totals			11-36	4-14	13-16	11	14	25	11	14	39	10	4	5	4	1	9

Shooting By Period		
2 nd FG%	11-36	30.6%
3PT%	4-14	28.6%
FT%	13-16	81.3%
GM FG%	11-36	30.6%
3PT%	4-14	28.6%
FT%	13-16	81.3%

Dead Ball Rebounds: 1, 0

Technical Fouls::NONE

	NAU	ARI
Biggest lead	0 (1 st 20:00)	35 (2 nd 3:49)
Best Scoring Run	6(2 nd 15:55)	9(2 nd 3:49)
Lead Changes	0	
Times Tied	0	
Time with Lead	00:00	19:26

Points from	NAU	ARI
Turnovers	1	12
Paint	14	14
Second Chance	2	13
Fast Breaks	7	6
Bench	19	18

	Period by Period Scoring		
	1st	2nd	TOT
NAU	22	30	52
ARI	42	39	81



Northern Ariz. at Arizona

11/09/21 McKale Center, Tucson
2021-22 Men's Basketball

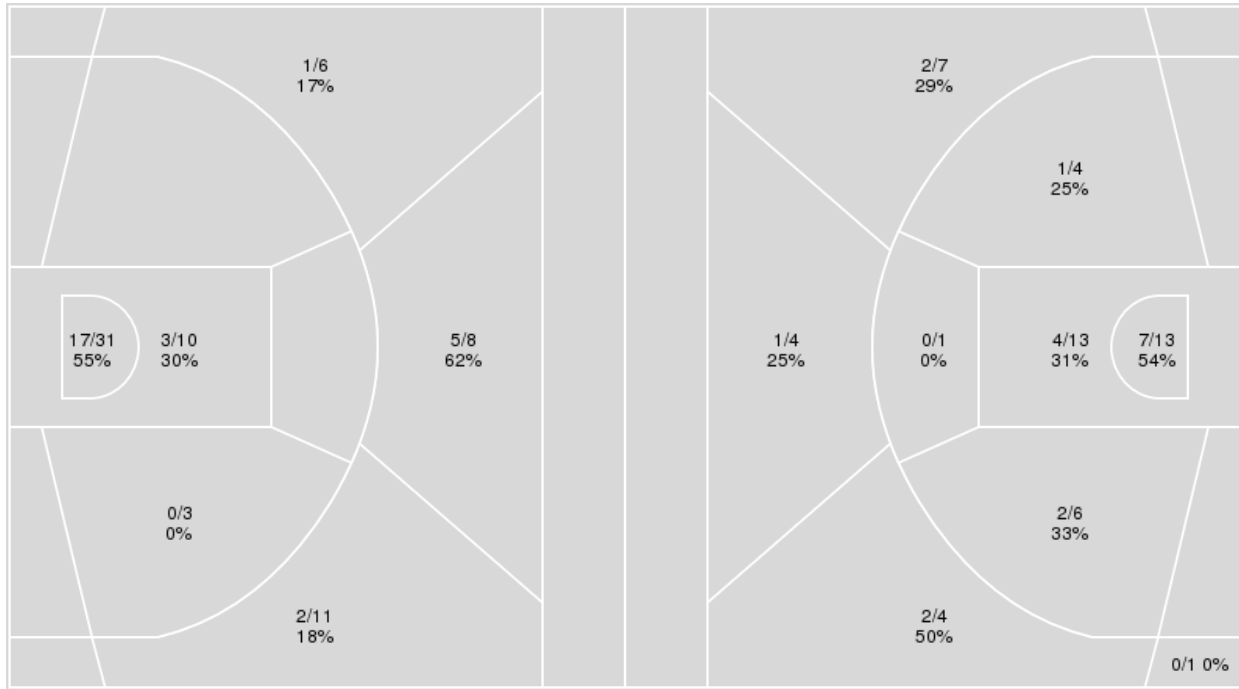
Officials: Mike Reed, Marc Beasley, Ryan McDaniel

{ Players => 0, 1, 2, 3, 4, 5, 10, 11, 20, 22, 24, 25, 35, 44, 50, 51, 53, 55; } FG Types => All; Results => All;

{ Players => 0, 2, 3, 11, 12, 13, 14, 15, 20, 22, 23, 24, 33, 34; } FG Types => All; Results => All;

Arizona

Northern Ariz.



Arizona	M/A	%
Field Goals	28/69	41
2 Points	20/44	45
3 Points	8/25	32
Free Throws	17/24	71

Northern Ariz.	M/A	%
Field Goals	19/53	36
2 Points	14/37	38
3 Points	5/16	31
Free Throws	9/17	53



Northern Ariz. at Arizona

11/09/21 McKale Center, Tucson
2021-22 Men's Basketball

Game Time: 8:30 PM
Game Duration: 2:29
Attendance: 12,421

Officials: Mike Reed, Marc Beasley, Ryan McDaniel

Northern Ariz.

No	Name	Mins		Score		Points Diff		Points per Min		Assists		Rebounds		Steals		Turnovers	
		On	Off	On	Off	On	Off	On	Off	On	Off	On	Off	On	Off	On	Off
2	Ajang Aguek	05:00	35:00	9 - 6	43 - 75	3	-32	1.80	1.23	0	11	6	36	1	2	2	19
11	Mason Stark	23:10	16:50	33 - 46	19 - 35	-13	-16	1.42	1.13	8	3	27	15	2	1	10	11
13	Keith Haymon	19:28	20:32	21 - 43	31 - 38	-22	-7	1.08	1.51	4	7	17	25	1	2	13	8
14	Isaiah Lewis	23:26	16:34	29 - 48	23 - 33	-19	-10	1.24	1.39	4	7	23	19	3	0	15	6
15	Jalen Cone	28:52	11:08	33 - 58	19 - 23	-25	-4	1.14	1.71	8	3	30	12	1	2	17	4
20	Nik Mains	30:12	09:48	43 - 68	9 - 13	-25	-4	1.42	0.92	10	1	30	12	2	1	19	2
22	Wynton Brown	20:04	19:56	31 - 42	21 - 39	-11	-18	1.54	1.05	9	2	23	19	1	2	6	15
23	Ezekiel Richards	15:52	24:08	14 - 26	38 - 55	-12	-17	0.88	1.57	2	9	19	23	1	2	7	14
33	Carson Towt	28:14	11:46	40 - 64	12 - 17	-24	-5	1.42	1.02	10	1	27	15	2	1	16	5
34	Spencer Roberts	05:42	34:18	7 - 4	45 - 77	3	-32	1.23	1.31	0	11	8	34	1	2	0	21

Arizona

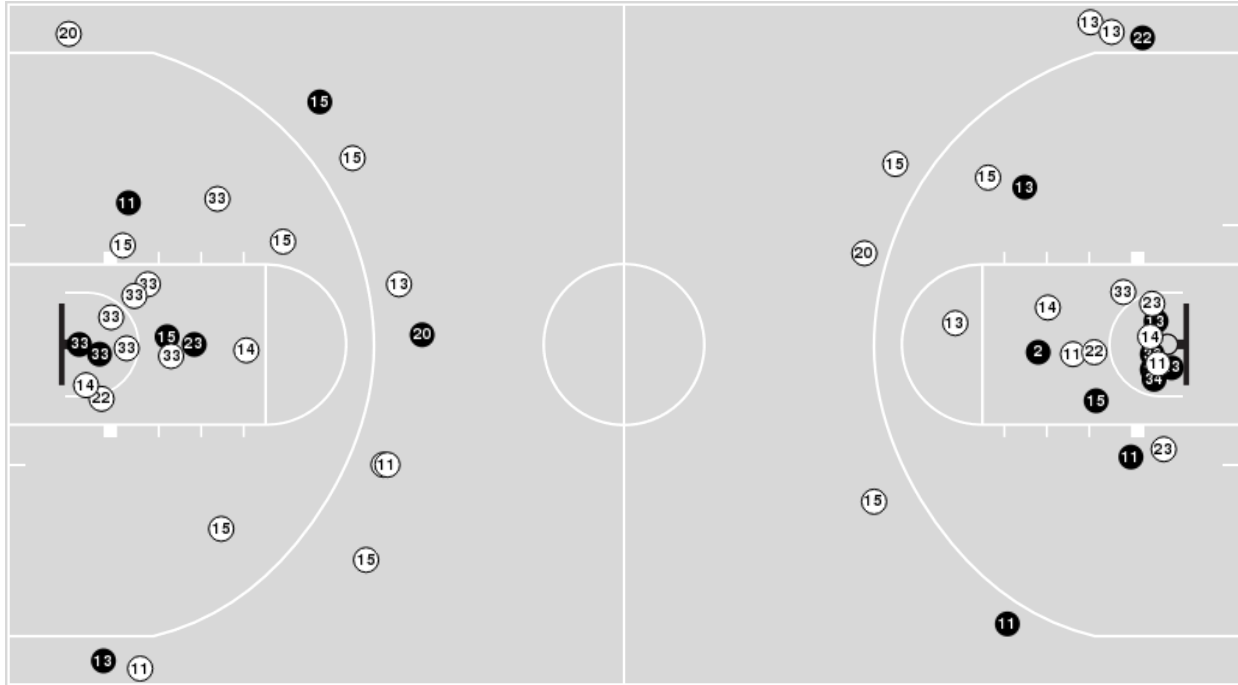
No	Name	Mins		Score		Points Diff		Points per Min		Assists		Rebounds		Steals		Turnovers	
		On	Off	On	Off	On	Off	On	Off	On	Off	On	Off	On	Off	On	Off
0	Benedict Mathurin	25:22	14:38	48 - 30	33 - 22	18	11	1.89	2.26	16	9	23	21	9	2	3	3
1	Shane Nowell	08:18	31:42	13 - 11	68 - 41	2	27	1.57	2.15	2	23	14	30	1	10	1	5
2	Adama Bal	04:51	35:09	3 - 7	78 - 45	-4	33	0.62	2.22	0	25	10	34	0	11	1	5
3	Pelle Larsson	12:38	27:22	20 - 20	61 - 32	0	29	1.58	2.23	7	18	13	31	2	9	2	4
4	Dalen Terry	21:50	18:10	51 - 29	30 - 23	22	7	2.34	1.65	17	8	18	26	9	2	4	2
5	Justin Kier	18:54	21:06	46 - 23	35 - 29	23	6	2.43	1.66	13	12	26	18	3	8	2	4
10	Azuolas Tubelis	21:29	18:31	50 - 27	31 - 25	23	6	2.33	1.67	15	10	17	27	8	3	3	3
11	Oumar Ballo	09:31	30:29	19 - 10	62 - 42	9	20	2.00	2.03	4	21	16	28	2	9	2	4
20	Tautvilas Tubelis	02:25	37:35	0 - 5	81 - 47	-5	34	0.00	2.16	0	25	3	41	0	11	0	6
24	Kim Aiken Jr.	15:37	24:23	31 - 20	50 - 32	11	18	1.99	2.05	9	16	22	22	3	8	3	3
25	Kerr Kriisa	28:50	11:10	65 - 36	16 - 16	29	0	2.25	1.43	22	3	26	18	10	1	5	1
35	Christian Koloko	24:22	15:38	58 - 30	23 - 22	28	1	2.38	1.47	20	5	24	20	8	3	3	3
50	Jordan Mains	03:28	36:32	1 - 7	80 - 45	-6	35	0.29	2.19	0	25	5	39	0	11	1	5
53	Grant Weitman	02:25	37:35	0 - 5	81 - 47	-5	34	0.00	2.16	0	25	3	41	0	11	0	6



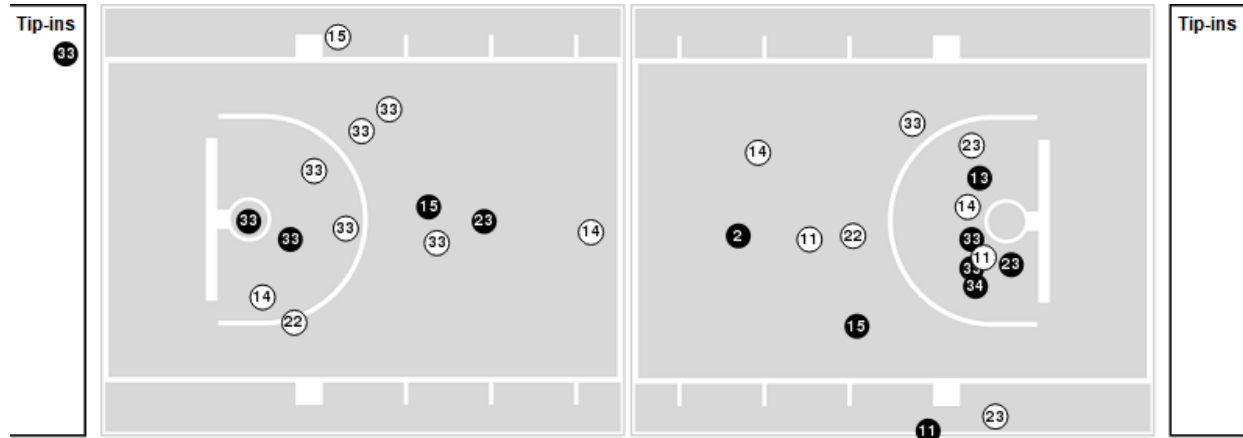
Players => 0, 2, 3, 11, 12, 13, 14, 15, 20, 22, 23, 24, 33, 34 FG Types=>AllResults=>All

Northern Ariz.

All Field Goals



Blow Up Chart



● Made ○ Missed N - Player Number

Northern Ariz.	M/A	%
Field Goals	19/53	36
2 Points	14/37	38
3 Points	5/16	31
Free Throws	9/17	53

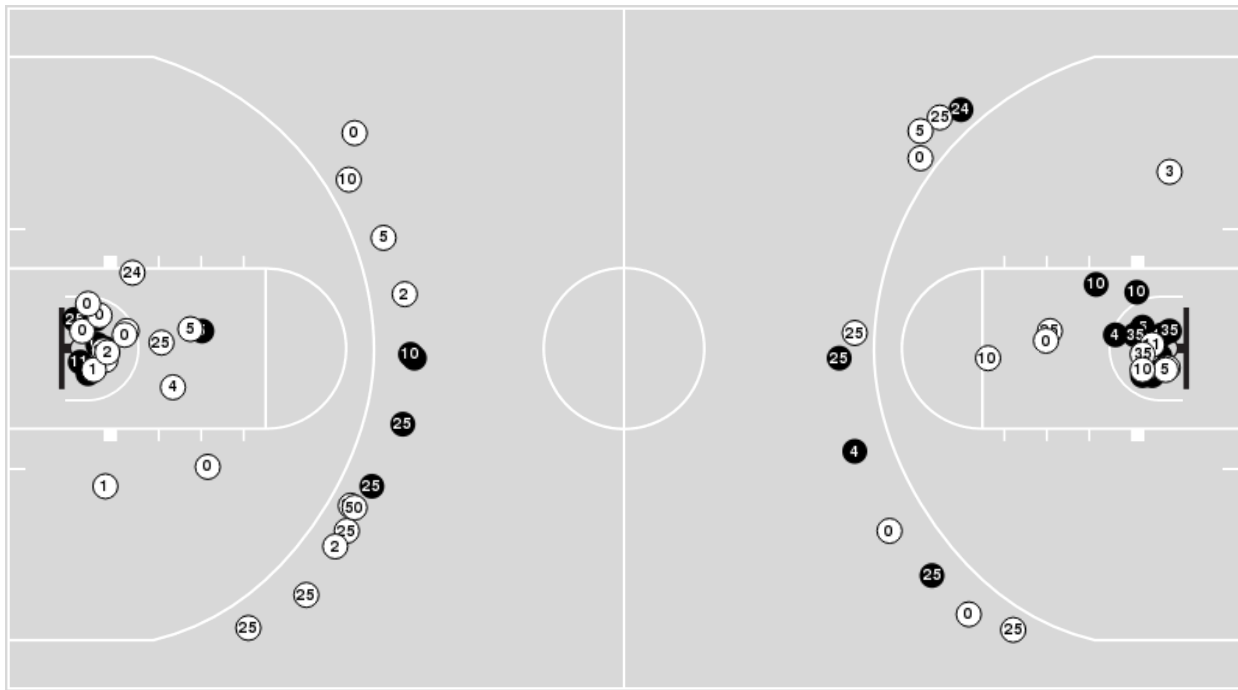
Northern Ariz.	M/A	%
Points in the Paint	22 (11 / 26)	42
Fast Break Points	10 (4/6)	67
Second Chance Points	9 (4/10)	40
Effective FG%	41	



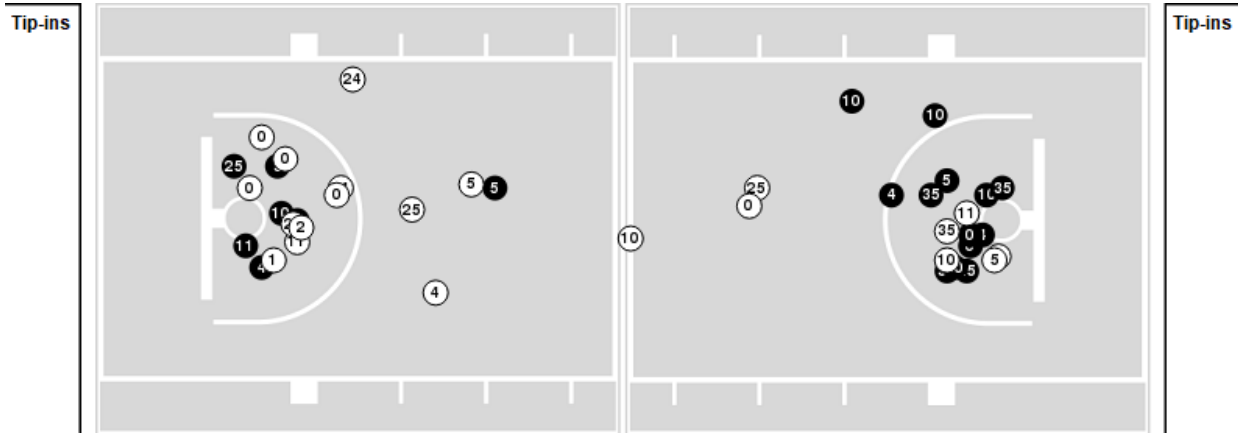
Players => 0, 1, 2, 3, 4, 5, 10, 11, 20, 22, 24, 25, 35, 44, 50, 51, 53, 55 FG Types=>All Results=>All

Arizona

All Field Goals



Blow Up Chart



● Made ○ Missed N - Player Number

Arizona	M/A	%
Field Goals	28/69	41
2 Points	20/44	45
3 Points	8/25	32
Free Throws	17/24	71

Arizona	M/A	%
Points in the Paint	40 (20 / 41)	49
Fast Break Points	21 (10/12)	83
Second Chance Points	18 (10/19)	53
Effective FG%	46	



Northern Ariz. at Arizona

11/09/21 McKale Center, Tucson
2021-22 Men's Basketball

Game Time: 8:30 PM
Game Duration: 2:29
Attendance: 12,421

Officials: Mike Reed, Marc Beasley, Ryan McDaniel

Northern Ariz.

Lineup	Quarter On	Time On	Quarter Off	Time Off	Time on Court	Score	Score Diff	Reb	Stl	Tov	Ass	PPP
13- Haymon K/ 14- Lewis I/ 15- Cone J/ 20- Mains N/ 33- Towt C/	1	20:00	1	14:19	05:41	5-11	-6	4	1	3	1	0.6250
11- Stark M/ 14- Lewis I/ 15- Cone J/ 20- Mains N/ 33- Towt C/	1	14:19	1	14:19	00:00	2-0	2	0	0	0	0	2.2727
11- Stark M/ 14- Lewis I/ 15- Cone J/ 20- Mains N/ 23- Richards E/	1	14:19	1	13:50	00:29	0-0	0	1	0	1	0	0.0000
11- Stark M/ 15- Cone J/ 20- Mains N/ 22- Brown W/ 23- Richards E/	1	13:50	1	11:59	01:51	3-2	1	3	0	0	1	1.5957
11- Stark M/ 15- Cone J/ 22- Brown W/ 23- Richards E/ 33- Towt C/	1	11:59	1	10:31	01:28	0-1	-1	2	0	0	0	0.0000
13- Haymon K/ 15- Cone J/ 20- Mains N/ 22- Brown W/ 33- Towt C/	1	10:31	1	08:31	02:00	5-7	-2	1	0	1	1	1.2500
13- Haymon K/ 14- Lewis I/ 15- Cone J/ 20- Mains N/ 23- Richards E/	1	08:31	1	07:40	00:51	0-1	-1	2	0	1	0	0.0000
11- Stark M/ 14- Lewis I/ 15- Cone J/ 20- Mains N/ 23- Richards E/	1	07:40	1	06:38	01:02	0-4	-4	1	0	1	0	0.0000
11- Stark M/ 14- Lewis I/ 15- Cone J/ 20- Mains N/ 33- Towt C/	1	06:38	1	05:27	01:11	0-5	-5	0	0	2	0	0.0000
11- Stark M/ 14- Lewis I/ 20- Mains N/ 22- Brown W/ 33- Towt C/	1	05:27	1	02:58	02:29	4-2	2	4	1	1	1	1.0000
11- Stark M/ 15- Cone J/ 20- Mains N/ 22- Brown W/ 33- Towt C/	1	02:58	2	20:00	02:58	3-9	-6	2	0	0	1	0.7500
13- Haymon K/ 14- Lewis I/ 15- Cone J/ 20- Mains N/ 33- Towt C/	2	20:00	2	17:18	02:42	3-4	-1	3	0	3	0	0.5102
11- Stark M/ 14- Lewis I/ 15- Cone J/ 20- Mains N/ 33- Towt C/	2	17:18	2	16:56	00:22	0-0	0	0	0	0	0	0.0000
11- Stark M/ 15- Cone J/ 20- Mains N/ 22- Brown W/ 33- Towt C/	2	16:56	2	14:18	02:38	8-5	3	3	0	1	3	1.4706
13- Haymon K/ 15- Cone J/ 20- Mains N/ 22- Brown W/ 33- Towt C/	2	14:18	2	12:52	01:26	2-2	0	3	0	1	0	0.6667
13- Haymon K/ 14- Lewis I/ 20- Mains N/ 22- Brown W/ 33- Towt C/	2	12:52	2	12:28	00:24	2-2	0	0	0	0	1	2.0000
2- Aguek A/ 13- Haymon K/ 14- Lewis I/ 20- Mains N/ 23- Richards E/	2	12:28	2	10:56	01:32	2-5	-3	0	0	2	0	0.6667
11- Stark M/ 13- Haymon K/ 15- Cone J/ 23- Richards E/ 33- Towt C/	2	10:56	2	09:39	01:17	2-4	-2	0	0	1	1	1.0000
11- Stark M/ 13- Haymon K/ 14- Lewis I/ 23- Richards E/ 33- Towt C/	2	09:39	2	09:38	00:01	0-2	-2	1	0	0	0	0.0000
11- Stark M/ 13- Haymon K/ 15- Cone J/ 23- Richards E/ 33- Towt C/	2	09:38	2	09:38	00:00	0-0	0	0	0	0	0	0.0000
11- Stark M/ 13- Haymon K/ 14- Lewis I/ 23- Richards E/ 33- Towt C/	2	09:38	2	08:18	01:20	0-2	-2	1	0	1	0	0.0000
11- Stark M/ 14- Lewis I/ 20- Mains N/ 22- Brown W/ 33- Towt C/	2	08:18	2	06:45	01:33	4-7	-3	0	0	0	1	1.3889
11- Stark M/ 15- Cone J/ 20- Mains N/ 22- Brown W/ 33- Towt C/	2	06:45	2	06:01	00:44	0-1	-1	3	0	2	0	0.0000
11- Stark M/ 15- Cone J/ 20- Mains N/ 22- Brown W/ 23- Richards E/	2	06:01	2	05:42	00:19	0-1	-1	0	0	0	0	0.0000
13- Haymon K/ 15- Cone J/ 22- Brown W/ 23- Richards E/ 34- Roberts S/	2	05:42	2	03:49	01:53	0-1	-1	2	0	0	0	0.0000
13- Haymon K/ 14- Lewis I/ 22- Brown W/ 23- Richards E/ 34- Roberts S/	2	03:49	2	03:28	00:21	0-2	-2	0	0	0	0	0.0000
2- Aguek A/ 11- Stark M/ 14- Lewis I/ 23- Richards E/ 34- Roberts S/	2	03:28	2	00:00	03:28	7-1	6	6	1	0	0	1.1290



Northern Ariz. at Arizona

11/09/21 McKale Center, Tucson
2021-22 Men's Basketball

Game Time: 8:30 PM
Game Duration: 2:29
Attendance: 12,421

Officials: Mike Reed, Marc Beasley, Ryan McDaniel

Arizona

Lineup	Quarter On	Time On	Quarter Off	Time Off	Time on Court	Score	Score Diff	Reb	Stl	Tov	Ass	PPP
0- Mathurin B/ 4- Terry D/ 10- Tubelis A/ 25- Kriisa K/ 35- Koloko C/	1	20:00	1	14:19	05:41	11-5	6	5	1	1	4	1.1653
0- Mathurin B/ 3- Larsson P/ 5- Kier J/ 10- Tubelis A/ 24- Aiken Jr. K/	1	14:19	1	13:06	01:13	2-3	-1	0	0	0	0	1.0000
0- Mathurin B/ 3- Larsson P/ 5- Kier J/ 11- Ballo O/ 24- Aiken Jr. K/	1	13:06	1	11:59	01:07	0-2	-2	2	0	0	0	0.0000
3- Larsson P/ 5- Kier J/ 11- Ballo O/ 24- Aiken Jr. K/ 25- Kriisa K/	1	11:59	1	11:22	00:37	0-0	0	0	0	0	0	0.0000
3- Larsson P/ 5- Kier J/ 24- Aiken Jr. K/ 25- Kriisa K/ 35- Koloko C/	1	11:22	1	10:31	00:51	1-0	1	3	0	0	0	0.6944
4- Terry D/ 5- Kier J/ 24- Aiken Jr. K/ 25- Kriisa K/ 35- Koloko C/	1	10:31	1	08:31	02:00	7-5	2	1	1	0	3	1.8041
4- Terry D/ 5- Kier J/ 10- Tubelis A/ 25- Kriisa K/ 35- Koloko C/	1	08:31	1	08:31	00:00	1-0	1	0	0	0	0	2.2727
0- Mathurin B/ 4- Terry D/ 10- Tubelis A/ 25- Kriisa K/ 35- Koloko C/	1	08:31	1	05:27	03:04	9-0	9	3	3	0	4	1.6544
0- Mathurin B/ 3- Larsson P/ 4- Terry D/ 10- Tubelis A/ 25- Kriisa K/	1	05:27	1	02:58	02:29	2-4	-2	1	1	1	1	0.4000
0- Mathurin B/ 3- Larsson P/ 5- Kier J/ 25- Kriisa K/ 35- Koloko C/	1	02:58	1	01:16	01:42	2-3	-1	2	0	0	1	2.0000
0- Mathurin B/ 5- Kier J/ 10- Tubelis A/ 25- Kriisa K/ 35- Koloko C/	1	01:16	2	20:00	01:16	7-0	7	2	0	0	2	2.4306
0- Mathurin B/ 4- Terry D/ 10- Tubelis A/ 25- Kriisa K/ 35- Koloko C/	2	20:00	2	15:53	04:07	4-9	-5	2	2	1	1	0.5076
4- Terry D/ 5- Kier J/ 10- Tubelis A/ 25- Kriisa K/ 35- Koloko C/	2	15:53	2	15:08	00:45	3-2	1	0	0	0	1	3.0000
4- Terry D/ 5- Kier J/ 24- Aiken Jr. K/ 25- Kriisa K/ 35- Koloko C/	2	15:08	2	14:18	00:50	2-0	2	2	0	1	1	1.0000
3- Larsson P/ 5- Kier J/ 24- Aiken Jr. K/ 25- Kriisa K/ 35- Koloko C/	2	14:18	2	13:05	01:13	2-2	0	1	0	0	1	1.0000
3- Larsson P/ 5- Kier J/ 11- Ballo O/ 24- Aiken Jr. K/ 25- Kriisa K/	2	13:05	2	12:28	00:37	2-2	0	0	0	1	1	1.0000
0- Mathurin B/ 3- Larsson P/ 5- Kier J/ 11- Ballo O/ 24- Aiken Jr. K/	2	12:28	2	09:39	02:49	9-4	5	4	1	0	3	2.3196
4- Terry D/ 5- Kier J/ 10- Tubelis A/ 11- Ballo O/ 25- Kriisa K/	2	09:39	2	09:38	00:01	2-0	2	1	0	0	0	2.2727
4- Terry D/ 5- Kier J/ 10- Tubelis A/ 25- Kriisa K/ 35- Koloko C/	2	09:38	2	08:18	01:20	2-0	2	1	1	0	0	1.0000
1- Nowell S/ 4- Terry D/ 10- Tubelis A/ 25- Kriisa K/ 35- Koloko C/	2	08:18	2	06:45	01:33	7-4	3	2	0	0	2	2.8689
1- Nowell S/ 4- Terry D/ 11- Ballo O/ 24- Aiken Jr. K/ 25- Kriisa K/	2	06:45	2	06:45	00:00	1-0	1	0	0	0	0	2.2727
0- Mathurin B/ 1- Nowell S/ 11- Ballo O/ 24- Aiken Jr. K/ 25- Kriisa K/	2	06:45	2	06:01	00:44	0-0	0	0	1	0	0	0.0000
0- Mathurin B/ 1- Nowell S/ 5- Kier J/ 11- Ballo O/ 24- Aiken Jr. K/	2	06:01	2	04:51	01:10	2-0	2	2	0	0	0	1.0638
1- Nowell S/ 2- Bal A/ 5- Kier J/ 11- Ballo O/ 24- Aiken Jr. K/	2	04:51	2	03:28	01:23	2-0	2	5	0	0	0	0.8621
1- Nowell S/ 2- Bal A/ 11- Ballo O/ 24- Aiken Jr. K/ 50- Mains J/	2	03:28	2	02:25	01:03	1-2	-1	2	0	1	0	0.5319
1- Nowell S/ 2- Bal A/ 20- Tubelis T/ 50- Mains J/ 53- Weitman G/	2	02:25	2	00:00	02:25	0-5	-5	3	0	0	0	0.0000



Northern Ariz. at Arizona

11/09/21 McKale Center, Tucson
2021-22 Men's Basketball

Game Time: 8:30 PM
Game Duration: 2:29
Attendance: 12,421

Officials: Mike Reed, Marc Beasley, Ryan McDaniel

Northern Ariz.

Lineup	Time	Score	Score Diff	Pts/Min	Reb	Stl	Tov	Ass	PPP
13- Haymon K/ 14- Lewis I/ 15- Cone J/ 20- Mains N/ 33- Towt C/	08:23	8-15	-7	0.9543	7	1	6	1	0.5764
11- Stark M/ 15- Cone J/ 20- Mains N/ 22- Brown W/ 33- Towt C/	06:20	11-15	-4	1.7368	8	0	3	4	0.9615
11- Stark M/ 14- Lewis I/ 20- Mains N/ 22- Brown W/ 33- Towt C/	04:02	8-9	-1	1.9835	4	1	1	2	1.1628
2- Aguek A/ 11- Stark M/ 14- Lewis I/ 23- Richards E/ 34- Roberts S/	03:28	7-1	6	2.0192	6	1	0	0	1.1290
13- Haymon K/ 15- Cone J/ 20- Mains N/ 22- Brown W/ 33- Towt C/	03:26	7-9	-2	2.0388	4	0	2	1	1.0000
11- Stark M/ 15- Cone J/ 20- Mains N/ 22- Brown W/ 23- Richards E/	02:10	3-3	0	1.3846	3	0	0	1	1.5957
13- Haymon K/ 15- Cone J/ 22- Brown W/ 23- Richards E/ 34- Roberts S/	01:53	0-1	-1	0.0000	2	0	0	0	0.0000
11- Stark M/ 14- Lewis I/ 15- Cone J/ 20- Mains N/ 33- Towt C/	01:33	2-5	-3	1.2903	0	0	2	0	0.5155
2- Aguek A/ 13- Haymon K/ 14- Lewis I/ 20- Mains N/ 23- Richards E/	01:32	2-5	-3	1.3043	0	0	2	0	0.6667
11- Stark M/ 14- Lewis I/ 15- Cone J/ 20- Mains N/ 23- Richards E/	01:31	0-4	-4	0.0000	2	0	2	0	0.0000
11- Stark M/ 15- Cone J/ 22- Brown W/ 23- Richards E/ 33- Towt C/	01:28	0-1	-1	0.0000	2	0	0	0	0.0000
11- Stark M/ 13- Haymon K/ 14- Lewis I/ 23- Richards E/ 33- Towt C/	01:21	0-4	-4	0.0000	2	0	1	0	0.0000
11- Stark M/ 13- Haymon K/ 15- Cone J/ 23- Richards E/ 33- Towt C/	01:17	2-4	-2	1.5584	0	0	1	1	0.8197
13- Haymon K/ 14- Lewis I/ 15- Cone J/ 20- Mains N/ 23- Richards E/	00:51	0-1	-1	0.0000	2	0	1	0	0.0000
13- Haymon K/ 14- Lewis I/ 20- Mains N/ 22- Brown W/ 33- Towt C/	00:24	2-2	0	5.0000	0	0	0	1	2.0000
13- Haymon K/ 14- Lewis I/ 22- Brown W/ 23- Richards E/ 34- Roberts S/	00:21	0-2	-2	0.0000	0	0	0	0	0.0000



Northern Ariz. at Arizona

11/09/21 McKale Center, Tucson
2021-22 Men's Basketball

Game Time: 8:30 PM
Game Duration: 2:29
Attendance: 12,421

Officials: Mike Reed, Marc Beasley, Ryan McDaniel

Arizona

Lineup	Time	Score	Score Diff	Pts/Min	Reb	Stl	Tov	Ass	PPP
0- Mathurin B/ 4- Terry D/ 10- Tubelis A/ 25- Kriisa K/ 35- Koloko C/	12:52	24-14	10	1.8653	10	6	2	9	1.0545
0- Mathurin B/ 3- Larsson P/ 5- Kier J/ 11- Ballo O/ 24- Aiken Jr. K/	03:56	9-6	3	2.2881	6	1	0	3	1.8443
4- Terry D/ 5- Kier J/ 24- Aiken Jr. K/ 25- Kriisa K/ 35- Koloko C/	02:50	9-5	4	3.1765	3	1	1	4	1.5306
0- Mathurin B/ 3- Larsson P/ 4- Terry D/ 10- Tubelis A/ 25- Kriisa K/	02:29	2-4	-2	0.8054	1	1	1	1	0.4000
1- Nowell S/ 2- Bal A/ 20- Tubelis T/ 50- Mains J/ 53- Weitman G/	02:25	0-5	-5	0.0000	3	0	0	0	0.0000
4- Terry D/ 5- Kier J/ 10- Tubelis A/ 25- Kriisa K/ 35- Koloko C/	02:05	6-2	4	2.8800	1	1	0	1	1.7442
3- Larsson P/ 5- Kier J/ 24- Aiken Jr. K/ 25- Kriisa K/ 35- Koloko C/	02:04	3-2	1	1.4516	4	0	0	1	0.8721
0- Mathurin B/ 3- Larsson P/ 5- Kier J/ 25- Kriisa K/ 35- Koloko C/	01:42	2-3	-1	1.1765	2	0	0	1	2.0000
1- Nowell S/ 4- Terry D/ 10- Tubelis A/ 25- Kriisa K/ 35- Koloko C/	01:33	7-4	3	4.5161	2	0	0	2	2.8689
1- Nowell S/ 2- Bal A/ 5- Kier J/ 11- Ballo O/ 24- Aiken Jr. K/	01:23	2-0	2	1.4458	5	0	0	0	0.8621
0- Mathurin B/ 5- Kier J/ 10- Tubelis A/ 25- Kriisa K/ 35- Koloko C/	01:16	7-0	7	5.5263	2	0	0	2	2.4306
3- Larsson P/ 5- Kier J/ 11- Ballo O/ 24- Aiken Jr. K/ 25- Kriisa K/	01:14	2-2	0	1.6216	0	0	1	1	0.6667
0- Mathurin B/ 3- Larsson P/ 5- Kier J/ 10- Tubelis A/ 24- Aiken Jr. K/	01:13	2-3	-1	1.6438	0	0	0	0	1.0000
0- Mathurin B/ 1- Nowell S/ 5- Kier J/ 11- Ballo O/ 24- Aiken Jr. K/	01:10	2-0	2	1.7143	2	0	0	0	1.0638
1- Nowell S/ 2- Bal A/ 11- Ballo O/ 24- Aiken Jr. K/ 50- Mains J/	01:03	1-2	-1	0.9524	2	0	1	0	0.5319
0- Mathurin B/ 1- Nowell S/ 11- Ballo O/ 24- Aiken Jr. K/ 25- Kriisa K/	00:44	0-0	0	0.0000	0	1	0	0	0.0000
4- Terry D/ 5- Kier J/ 10- Tubelis A/ 11- Ballo O/ 25- Kriisa K/	00:01	2-0	2	120.0000	1	0	0	0	2.2727
1- Nowell S/ 4- Terry D/ 11- Ballo O/ 24- Aiken Jr. K/ 25- Kriisa K/	00:00	1-0	1	∞	0	0	0	0	2.2727