



**Michigan at Arizona**

11/21/21 T-Mobile Arena, Las Vegas  
2021-22 Men's Basketball

Officials: Doug Sirmons, Tony PAdilla, Paul Szelc

Michigan - 62

Record: 3-2

NO.	Name	Min	FG	3P	FT	Rebounds			Fouls		TP	AS	TO	ST	Blocks		+/-
			M-A	M-A	M-A	OR	DR	TOT	PF	FD					BS	BA	
23	Brandon Johns Jr.	F 11:55	3-7	1-4	0-0	1	0	1	0	0	7	0	2	0	0	1	-12
1	Hunter Dickinson	C 29:47	4-10	0-1	3-4	4	3	7	1	2	11	0	2	2	0	1	-7
12	DeVante' Jones	G 21:08	2-3	0-0	2-2	1	1	2	3	2	6	2	1	0	0	0	-9
22	Caleb Houston	G 33:23	2-8	0-5	2-4	0	0	0	2	2	6	1	2	2	0	0	-19
55	Eli Brooks	G 34:46	5-9	0-1	4-6	0	5	5	0	5	14	2	2	1	0	0	-16
5	Terrance Williams II	17:00	2-5	0-2	1-2	2	2	4	1	2	5	1	0	1	0	0	-8
14	Moussa Diabate	18:24	2-4	0-0	0-0	1	4	5	4	1	4	0	3	1	0	1	-11
10	Frankie Collins	14:02	1-2	0-0	0-0	0	4	4	1	2	2	2	2	0	0	1	-3
0	Adrien Nunez	02:53	0-0	0-0	0-0	0	0	0	0	0	0	0	0	0	0	0	0
2	Kobe Bufkin	09:00	0-3	0-1	3-4	0	1	1	1	2	3	0	0	0	0	1	-4
11	Isaiah Barnes	02:34	0-0	0-0	0-0	0	0	0	0	0	0	0	0	0	0	0	0
25	Jace Howard	02:34	1-1	0-0	0-0	0	0	0	0	0	2	0	0	0	0	0	0
44	Jaron Faulds	02:34	1-1	0-0	0-0	0	0	0	0	0	2	0	0	0	0	0	-1
Team						0	0	0			0		1				
<b>Totals</b>			23-53	1-14	15-22	9	20	29	13	18	62	8	15	7	0	5	-18

Shooting By Period		
1st FG%	13-30	43.3%
3PT%	0-7	0.0%
FT%	3-4	75%
2nd FG%	10-23	43.5%
3PT%	1-7	14.3%
FT%	12-18	66.7%
GM FG%	23-53	43.4%
3PT%	1-14	7.1%
FT%	15-22	68.2%

Dead Ball Rebounds: 3, 2

Technical Fouls::NONE

Arizona - 80

Record: 5-0

NO.	Name	Min	FG	3P	FT	Rebounds			Fouls		TP	AS	TO	ST	Blocks		+/-
			M-A	M-A	M-A	OR	DR	TOT	PF	FD					BS	BA	
10	Azuolas Tubelis	F 26:31	5-9	0-2	3-4	3	5	8	4	3	13	2	2	0	0	0	22
35	Christian Koloko	C 30:28	8-13	0-0	6-6	2	5	7	3	4	22	2	2	0	4	0	21
0	Benedict Mathurin	G 32:02	7-13	2-5	0-0	1	4	5	1	1	16	1	1	1	0	0	12
4	Dalen Terry	G 32:15	6-7	1-2	0-0	1	4	5	4	0	13	5	0	1	0	0	16
25	Kriisa Kerr	G 29:05	3-12	1-8	0-0	0	2	2	1	3	7	7	0	4	1	0	19
5	Justin Kier	15:57	1-5	0-3	0-0	0	0	0	1	0	2	1	0	0	0	0	7
11	Oumar Ballo	10:57	0-2	0-0	1-2	3	2	5	1	1	1	1	1	0	0	0	1
3	Pelle Larsson	12:56	1-3	0-1	0-0	0	1	1	2	1	2	2	4	0	0	0	-3
24	Kim Aiken Jr.	03:57	0-0	0-0	0-0	0	1	1	1	0	0	0	0	1	0	0	-1
2	Adama Bal	01:28	0-0	0-0	0-0	0	0	0	0	0	0	1	0	0	0	0	-1
20	Tautvilas Tubelis	01:28	1-1	0-0	0-0	0	0	0	0	0	2	0	0	0	0	0	-1
50	Jordan Mains	01:28	1-1	0-0	0-0	0	0	0	0	0	2	1	0	0	0	0	-1
53	Grant Weitman	01:28	0-0	0-0	0-0	0	0	0	0	0	0	0	0	0	0	0	-1
Team						0	0	0			0		0				
<b>Totals</b>			33-66	4-21	10-12	10	24	34	18	13	80	23	10	7	5	0	18

Shooting By Period		
1st FG%	17-38	44.7%
3PT%	2-13	15.4%
FT%	1-2	50%
2nd FG%	16-28	57.1%
3PT%	2-8	25.0%
FT%	9-10	90%
GM FG%	33-66	50.0%
3PT%	4-21	19.0%
FT%	10-12	83.3%

Dead Ball Rebounds: 3, 1

Technical Fouls::NONE

	MIC	ARZ
Biggest lead	4 (1st 18:57)	20 (2nd 5:56)
Best Scoring Run	4(1st 18:57)	7(1st 10:10)
Lead Changes	5	
Times Tied	5	
Time with Lead	05:40	31:14

Points from	MIC	ARZ
Turnovers	16	14
Paint	30	54
Second Chance	6	11
Fast Breaks	11	10
Bench	18	9

	Period by Period Scoring		
	1st	2nd	TOT
MIC	29	33	62
ARZ	37	43	80



**Michigan at Arizona**

11/21/21 T-Mobile Arena, Las Vegas  
2021-22 Men's Basketball

Officials: Doug Sirmons, Tony PAdilla, Paul Szelc

**Period 1**

**Quarter Starters:**

<b>ARZ</b>	0 Mathurin B	4 Terry D	10 Tubelis A	25 Kerr K	35 Koloko C
<b>MIC</b>	1 Dickinson H	12 Jones D	22 Houston C	23 Johns Jr. B	55 Brooks E

Game Time	ARZ	Score	Diff	MIC
20:00	35 KOLOKO C jumpball won			1 DICKINSON H jumpball lost
19:53	35 KOLOKO C 2pt FG in the paint, hook shot missed			
19:47				1 DICKINSON H defensive rebound (1)
19:36				22 HOUSTAN C 3pt FG , jump shot missed
19:32				23 JOHNS JR. B offensive rebound (1)
19:29		<b>0-2</b>	<b>-2</b>	23 JOHNS JR. B 2pt FG second chance in the paint, layup made (2)
19:05	35 KOLOKO C 2pt FG outside the paint, jump shot missed			
19:02				55 BROOKS E defensive rebound (1)
18:57		<b>0-4</b>	<b>-4</b>	55 BROOKS E 2pt FG outside the paint, pull up jump shot made (2)
18:40	35 KOLOKO C 2pt FG in the paint, layup made (2)	<b>2-4</b>	<b>-2</b>	
18:40	4 TERRY D assist (1)			
18:23		<b>2-6</b>	<b>-4</b>	1 DICKINSON H 2pt FG outside the paint, turnaround jump shot made (2)
18:06	0 MATHURIN B 2pt FG outside the paint, pull up jump shot missed			
18:03				1 DICKINSON H defensive rebound (2)
17:56				55 BROOKS E 2pt FG outside the paint, pull up jump shot missed
17:52	10 TUBELIS A defensive rebound (1)			
17:43	25 KERR K 2pt FG outside the paint, jump shot missed			
17:39				55 BROOKS E defensive rebound (2)
17:20	25 KERR K steal (1)			23 JOHNS JR. B turnover lost ball (1)
17:14	0 MATHURIN B 2pt FG from turnover in the paint, layup made (2)	<b>4-6</b>	<b>-2</b>	
17:14	25 KERR K assist (1)			
16:52				1 DICKINSON H 2pt FG outside the paint, jump shot missed
16:48	35 KOLOKO C defensive rebound (1)			
16:44	10 TUBELIS A 2pt FG in the paint, layup made (2)	<b>6-6</b>	<b>0</b>	
16:44	25 KERR K assist (2)			
16:07				1 DICKINSON H 2pt FG in the paint, layup blocked
16:07	35 KOLOKO C block (1)			
16:02	4 TERRY D defensive rebound (1)			
15:59	0 MATHURIN B 2pt FG in the paint, alleyoop made (4)	<b>8-6</b>	<b>2</b>	
15:59	4 TERRY D assist (2)			
15:45				23 JOHNS JR. B 3pt FG , jump shot missed
15:41	0 MATHURIN B defensive rebound (1)			
15:24	10 TUBELIS A 3pt FG , jump shot missed			
15:21				12 JONES D defensive rebound (1)
15:15		<b>8-8</b>	<b>0</b>	23 JOHNS JR. B 2pt FG in the paint, layup made (4)
15:15				12 JONES D assist (1)
15:08	0 MATHURIN B foul drawn (1)			12 JONES D foul personal (1 - 1)
15:08				Timeout media
15:08	25 KERR K substitution out			



**Michigan at Arizona**

11/21/21 T-Mobile Arena, Las Vegas  
2021-22 Men's Basketball

**Officials:** Doug Sirmons, Tony PAdilla, Paul Szelc

Game Time	ARZ	Score	Diff	MIC
15:08	35 KOLOKO C substitution out			
15:08	5 KIER J substitution in			
15:08	11 BALLO O substitution in			
15:08				1 DICKINSON H substitution out
15:08				23 JOHNS JR. B substitution out
15:08				5 WILLIAMS II T substitution in
15:08				14 DIABATE M substitution in
15:08	5 KIER J 3pt FG , jump shot missed			
15:08	11 BALLO O offensive rebound (1)			
15:08	5 KIER J 3pt FG second chance, jump shot missed			
15:08				55 BROOKS E defensive rebound (3)
15:06	5 KIER J foul personal (1 - 1)			55 BROOKS E foul drawn (1)
14:46		<b>8-10</b>	<b>-2</b>	22 HOUSTAN C 2pt FG in the paint, driving layup made (2)
14:26	10 TUBELIS A foul drawn (1)			5 WILLIAMS II T foul personal (1 - 2)
14:01	5 KIER J 2pt FG in the paint, floating jump shot made (2)	<b>10-10</b>	<b>0</b>	
13:47		<b>10-12</b>	<b>-2</b>	14 DIABATE M 2pt FG outside the paint, jump shot made (2)
13:47				12 JONES D assist (2)
13:29	0 MATHURIN B 2pt FG outside the paint, jump shot made (6)	<b>12-12</b>	<b>0</b>	
13:06	jump ball situation			
13:06	0 MATHURIN B substitution out			
13:06	4 TERRY D substitution out			
13:06	3 LARSSON P substitution in			
13:06	25 KERR K substitution in			
13:06				12 JONES D substitution out
13:06				10 COLLINS F substitution in
12:53				5 WILLIAMS II T 3pt FG , jump shot missed
12:50	25 KERR K defensive rebound (1)			
12:44	3 LARSSON P turnover bad pass (1)			22 HOUSTAN C steal (1)
12:39		<b>12-14</b>	<b>-2</b>	22 HOUSTAN C 2pt FG fast break from turnover outside the paint, jump shot made (4)
12:26	3 LARSSON P foul offensive (1 - 2)			10 COLLINS F foul drawn (1)
12:26	3 LARSSON P turnover offensive (2)			
12:11	11 BALLO O foul personal (1 - 3)			10 COLLINS F foul drawn (2)
11:58		<b>12-16</b>	<b>-4</b>	10 COLLINS F 2pt FG from turnover in the paint, driving layup made (2)
11:47	25 KERR K 3pt FG , jump shot made (3)	<b>15-16</b>	<b>-1</b>	
11:47	11 BALLO O assist (1)			
11:16				22 HOUSTAN C 3pt FG , jump shot missed
11:13	11 BALLO O defensive rebound (2)			
11:02	10 TUBELIS A 2pt FG in the paint, hook shot made (4)	<b>17-16</b>	<b>1</b>	
10:50				14 DIABATE M turnover bad pass (1)
10:50	Timeout media			
10:50	10 TUBELIS A substitution out			
10:50	11 BALLO O substitution out			
10:50	24 AIKEN JR. K substitution in			
10:50	35 KOLOKO C substitution in			
10:50				5 WILLIAMS II T substitution out
10:50				1 DICKINSON H substitution in
10:42	25 KERR K 3pt FG from turnover, jump shot missed			
10:38				10 COLLINS F defensive rebound (1)



**Michigan at Arizona**

11/21/21 T-Mobile Arena, Las Vegas  
2021-22 Men's Basketball

**Officials:** Doug Sirmons, Tony PAdilla, Paul Szelc

Game Time	ARZ	Score	Diff	MIC
10:28	jump ball situation			
10:28	24 AIKEN JR. K steal (1)			1 DICKINSON H turnover lost ball (1)
10:16	25 KERR K 3pt FG from turnover, jump shot missed			
10:12	35 KOLOKO C offensive rebound (2)			
10:10	35 KOLOKO C 2pt FG from turnover second chance in the paint, hook shot made (4)	<b>19-16</b>	<b>3</b>	
09:46				22 HOUSTAN C 2pt FG outside the paint, pull up jump shot missed
09:44				1 DICKINSON H offensive rebound (3)
09:39				turnover shot clock (4)
09:39				22 HOUSTAN C substitution out
09:39				55 BROOKS E substitution out
09:39				0 NUNEZ A substitution in
09:39				12 JONES D substitution in
09:13	3 LARSSON P 2pt FG from turnover in the paint, jump shot missed			
09:10				10 COLLINS F defensive rebound (2)
09:08	25 KERR K foul drawn (1)			10 COLLINS F foul offensive (1 - 3)
09:08				10 COLLINS F turnover offensive (1)
09:08	5 KIER J substitution out			
09:08	0 MATHURIN B substitution in			
09:08				14 DIABATE M substitution out
09:08				5 WILLIAMS II T substitution in
08:49	35 KOLOKO C turnover lost ball (1)			1 DICKINSON H steal (1)
08:42		<b>19-18</b>	<b>1</b>	12 JONES D 2pt FG fast break from turnover outside the paint, floating jump shot made (2)
08:26	0 MATHURIN B 2pt FG outside the paint, jump shot missed			
08:23				5 WILLIAMS II T defensive rebound (1)
08:21	25 KERR K foul drawn (2)			12 JONES D foul offensive (2 - 4)
08:21				12 JONES D turnover offensive (1)
08:21	24 AIKEN JR. K substitution out			
08:21	10 TUBELIS A substitution in			
08:21				12 JONES D substitution out
08:21				55 BROOKS E substitution in
08:10	10 TUBELIS A 2pt FG from turnover in the paint, layup missed			
08:06				5 WILLIAMS II T defensive rebound (2)
08:04	10 TUBELIS A foul personal (1 - 4)			5 WILLIAMS II T foul drawn (1)
08:04	3 LARSSON P substitution out			
08:04	4 TERRY D substitution in			
08:02				1 DICKINSON H 2pt FG in the paint, layup missed
07:59				1 DICKINSON H offensive rebound (4)
07:57		<b>19-20</b>	<b>-1</b>	1 DICKINSON H 2pt FG second chance in the paint, layup made (4)
07:42	25 KERR K 2pt FG outside the paint, jump shot made (5)	<b>21-20</b>	<b>1</b>	
07:42	35 KOLOKO C assist (1)			
07:19	Timeout media			
07:11	4 TERRY D foul shooting (1 - 5)			55 BROOKS E foul drawn (2)
07:11				55 BROOKS E free throw 1 - 2 missed
07:11				offensive dead ball rebound (1)
07:11				0 NUNEZ A substitution out
07:11				22 HOUSTAN C substitution in



**Michigan at Arizona**

11/21/21 T-Mobile Arena, Las Vegas  
2021-22 Men's Basketball

**Officials:** Doug Sirmons, Tony PAdilla, Paul Szelc

Game Time	ARZ	Score	Diff	MIC
07:11		<b>21-21</b>	<b>0</b>	55 BROOKS E free throw 2 - 2 made (3)
06:54	35 KOLOKO C 2pt FG in the paint, hook shot made (6)	<b>23-21</b>	<b>2</b>	
06:54	10 TUBELIS A assist (1)			
06:32				10 COLLINS F 2pt FG outside the paint, pull up jump shot blocked
06:32	25 KERR K block (1)			
06:28	10 TUBELIS A defensive rebound (2)			
06:14	25 KERR K 3pt FG , pull up jump shot missed			
06:09	10 TUBELIS A offensive rebound (3)			
06:09	10 TUBELIS A 2pt FG second chance in the paint, layup made (6)	<b>25-21</b>	<b>4</b>	
06:08				Timeout 30 Sec
06:08				10 COLLINS F substitution out
06:08				23 JOHNS JR. B substitution in
05:45				23 JOHNS JR. B 3pt FG , jump shot missed
05:42	10 TUBELIS A defensive rebound (4)			
05:35	35 KOLOKO C 2pt FG in the paint, alleyoop made (8)	<b>27-21</b>	<b>6</b>	
05:35	0 MATHURIN B assist (1)			
05:09		<b>27-23</b>	<b>4</b>	55 BROOKS E 2pt FG in the paint, layup made (5)
05:00	4 TERRY D 3pt FG , jump shot made (3)	<b>30-23</b>	<b>7</b>	
05:00	25 KERR K assist (3)			
04:41				23 JOHNS JR. B turnover lost ball (2)
04:41				23 JOHNS JR. B substitution out
04:41				14 DIABATE M substitution in
04:33	10 TUBELIS A 3pt FG from turnover, jump shot missed			
04:29				55 BROOKS E defensive rebound (4)
04:24				55 BROOKS E 2pt FG outside the paint, floating jump shot missed
04:20	25 KERR K defensive rebound (2)			
04:17	0 MATHURIN B 3pt FG , pull up jump shot missed			
04:14				14 DIABATE M defensive rebound (1)
03:58				22 HOUSTAN C 3pt FG , jump shot missed
03:54	defensive dead ball rebound (1)			
03:54	Timeout media			
03:54	25 KERR K substitution out			
03:54	35 KOLOKO C substitution out			
03:54	5 KIER J substitution in			
03:54	11 BALLO O substitution in			
03:54				5 WILLIAMS II T substitution out
03:54				2 BUFKIN K substitution in
03:43	0 MATHURIN B 3pt FG , jump shot missed			
03:39				14 DIABATE M defensive rebound (2)
03:22				2 BUFKIN K 3pt FG , jump shot missed
03:20				14 DIABATE M offensive rebound (3)
03:20	10 TUBELIS A foul personal (2 - 6)			14 DIABATE M foul drawn (1)
03:20	10 TUBELIS A substitution out			
03:20	35 KOLOKO C substitution in			
03:14				55 BROOKS E turnover lost ball (1)
02:59	4 TERRY D 2pt FG from turnover in the paint, jump shot made (5)	<b>32-23</b>	<b>9</b>	



**Michigan at Arizona**

11/21/21 T-Mobile Arena, Las Vegas  
2021-22 Men's Basketball

**Officials:** Doug Sirmons, Tony PAdilla, Paul Szelc

Game Time	ARZ	Score	Diff	MIC
02:33				2 BUFKIN K 2pt FG outside the paint, jump shot missed
02:30				1 DICKINSON H offensive rebound (5)
02:28				1 DICKINSON H 2pt FG second chance in the paint, layup missed
02:28				1 DICKINSON H offensive rebound (6)
02:28	jump ball situation			
02:26	0 MATHURIN B steal (1)			55 BROOKS E turnover bad pass (2)
02:20	35 KOLOKO C 2pt FG from turnover in the paint, layup missed			
02:17	11 BALLO O offensive rebound (3)			
02:15	5 KIER J 3pt FG from turnover second chance, jump shot missed			
02:12				defensive dead ball rebound (2)
02:12	35 KOLOKO C foul personal (1 - 7)			2 BUFKIN K foul drawn (1)
02:12	35 KOLOKO C substitution out			
02:12	3 LARSSON P substitution in			
02:12		<b>32-24</b>	<b>8</b>	2 BUFKIN K 1&1 free throw 1 made (1)
02:12		<b>32-25</b>	<b>7</b>	2 BUFKIN K 1&1 free throw 2 made (2)
02:04	4 TERRY D 2pt FG fast break in the paint, alleyoop made (7)	<b>34-25</b>	<b>9</b>	
02:04	5 KIER J assist (1)			
01:41		<b>34-27</b>	<b>7</b>	14 DIABATE M 2pt FG in the paint, dunk, made (4)
01:41				55 BROOKS E assist (1)
01:27	0 MATHURIN B 2pt FG in the paint, jump shot missed			
01:24	11 BALLO O offensive rebound (4)			
01:20	11 BALLO O foul drawn (1)			14 DIABATE M foul shooting (1 - 5)
01:20	11 BALLO O free throw 1 - 2 made (1)	<b>35-27</b>	<b>8</b>	
01:20	11 BALLO O free throw 2 - 2 missed			
01:19				2 BUFKIN K defensive rebound (1)
01:09	3 LARSSON P foul drawn (1)			22 HOUSTAN C foul offensive (1 - 6)
01:09				22 HOUSTAN C turnover offensive (1)
01:09	11 BALLO O substitution out			
01:09	35 KOLOKO C substitution in			
00:59	5 KIER J substitution out			
00:59	25 KERR K substitution in			
00:56	25 KERR K 2pt FG from turnover outside the paint, jump shot missed			
00:55	offensive dead ball rebound (2)			
00:54	3 LARSSON P 2pt FG from turnover second chance in the paint, layup made (2)	<b>37-27</b>	<b>10</b>	
00:54	4 TERRY D assist (3)			
00:35				2 BUFKIN K 2pt FG in the paint, driving layup blocked
00:35	35 KOLOKO C block (2)			
00:29	4 TERRY D defensive rebound (2)			
00:26	25 KERR K 3pt FG , jump shot missed			
00:24				14 DIABATE M defensive rebound (4)
00:02		<b>37-29</b>	<b>8</b>	55 BROOKS E 2pt FG in the paint, driving layup made (7)
<b>END OF PERIOD</b>				
<b>ARZ 37-29 MIC</b>				



**Michigan at Arizona**

11/21/21 T-Mobile Arena, Las Vegas  
2021-22 Men's Basketball

Officials: Doug Sirmons, Tony PAdilla, Paul Szelc

**Michigan - 29**

NO.	Name	F/C	Min	FG			Rebounds			Fouls		TP	AS	TO	ST	Blocks		+/-
				M-A	M-A	M-A	OR	DR	TOT	PF	FD					BS	BA	
23	Brandon Johns Jr.	F	06:19	2-4	0-2	0-0	1	0	1	0	0	4	0	2	0	0	0	-3
1	Hunter Dickinson	C	15:42	2-6	0-0	0-0	4	2	6	0	0	4	0	1	1	0	1	-7
12	DeVante' Jones	G	08:12	1-1	0-0	0-0	0	1	1	2	0	2	2	1	0	0	0	2
22	Caleb Houston	G	17:32	2-6	0-3	0-0	0	0	0	1	0	4	0	1	1	0	0	-10
55	Eli Brooks	G	18:42	3-5	0-0	1-2	0	4	4	0	2	7	1	2	0	0	0	-10
5	Terrance Williams II		09:32	0-1	0-1	0-0	0	2	2	1	1	0	0	0	0	0	0	-5
14	Moussa Diabate		10:41	2-2	0-0	0-0	1	3	4	1	1	4	0	1	0	0	0	-4
10	Frankie Collins		06:58	1-2	0-0	0-0	0	2	2	1	2	2	0	1	0	0	1	-4
0	Adrien Nunez		02:28	0-0	0-0	0-0	0	0	0	0	0	0	0	0	0	0	0	2
2	Kobe Bufkin		03:54	0-3	0-1	2-2	0	1	1	0	1	2	0	0	0	0	1	-1
Team							0	0	0			0		1				
<b>Totals</b>				13-30	0-7	3-4	6	15	21	6	7	29	3	10	2	0	3	-8

Shooting By Period		
1 <sup>st</sup> FG%	13-30	43.3%
3PT%	0-7	0.0%
FT%	3-4	75%
GM FG%	13-30	43.3%
3PT%	0-7	0.0%
FT%	3-4	75.0%

Dead Ball Rebounds: 1, 1

Technical Fouls::NONE

**Arizona - 37**

NO.	Name	F/C	Min	FG			Rebounds			Fouls		TP	AS	TO	ST	Blocks		+/-
				M-A	M-A	M-A	OR	DR	TOT	PF	FD					BS	BA	
10	Azuolas Tubelis	F	14:11	3-6	0-2	0-0	1	3	4	2	1	6	1	0	0	0	0	7
35	Christian Koloko	C	14:05	4-7	0-0	0-0	1	1	2	1	0	8	1	1	0	2	0	8
0	Benedict Mathurin	G	16:02	3-8	0-2	0-0	0	1	1	0	1	6	1	0	1	0	0	5
4	Dalen Terry	G	14:58	3-3	1-1	0-0	0	2	2	1	0	7	3	0	0	0	0	7
25	Kriisa Kerr	G	15:03	2-8	1-5	0-0	0	2	2	0	2	5	3	0	1	1	0	7
5	Justin Kier		08:55	1-4	0-3	0-0	0	0	0	1	0	2	1	0	0	0	0	4
11	Oumar Ballo		07:03	0-0	0-0	1-2	3	1	4	1	1	1	1	0	0	0	0	2
3	Pelle Larsson		07:14	1-2	0-0	0-0	0	0	0	1	1	2	0	2	0	0	0	0
24	Kim Aiken Jr.		02:29	0-0	0-0	0-0	0	0	0	0	0	0	0	0	1	0	0	0
Team							0	0	0			0		0				
<b>Totals</b>				17-38	2-13	1-2	5	10	15	7	6	37	11	3	3	3	0	8

Shooting By Period		
1 <sup>st</sup> FG%	17-38	44.7%
3PT%	2-13	15.4%
FT%	1-2	50%
GM FG%	17-38	44.7%
3PT%	2-13	15.4%
FT%	1-2	50.0%

Dead Ball Rebounds: 1, 1

Technical Fouls::NONE

	MIC	ARZ
Biggest lead	4 (1 <sup>st</sup> 18:57)	10 (1 <sup>st</sup> 0:54)
Best Scoring Run	4 (1 <sup>st</sup> 18:57)	7 (1 <sup>st</sup> 10:10)
Lead Changes	5	
Times Tied	5	
Time with Lead	05:40	11:14

	MIC	ARZ
Points from		
Turnovers	6	8
Paint	16	26
Second Chance	4	7
Fast Breaks	6	2
Bench	8	5

	Period by Period Scoring		
	1st	2nd	TOT
MIC	29	33	62
ARZ	37	43	80



**Michigan at Arizona**

11/21/21 T-Mobile Arena, Las Vegas  
2021-22 Men's Basketball

**Officials:** Doug Sirmons, Tony PAdilla, Paul Szelc

**Period 2**

**Quarter Starters:**

<b>ARZ</b>	0 Mathurin B	4 Terry D	10 Tubelis A	25 Kerr K	35 Koloko C
<b>MIC</b>	1 Dickinson H	12 Jones D	22 Houston C	23 Johns Jr. B	55 Brooks E

Game Time	ARZ	Score	Diff	MIC
20:00	3 LARSSON P substitution out			
20:00	10 TUBELIS A substitution in			
20:00				2 BUFKIN K substitution out
20:00				14 DIABATE M substitution out
20:00				12 JONES D substitution in
20:00				23 JOHNS JR. B substitution in
19:51	10 TUBELIS A turnover bad pass (1)			
19:36	35 KOLOKO C foul shooting (2 - 1)			1 DICKINSON H foul drawn (1)
19:36		<b>37-30</b>	<b>7</b>	1 DICKINSON H free throw 1 - 2 made (5)
19:36		<b>37-31</b>	<b>6</b>	1 DICKINSON H free throw 2 - 2 made (6)
19:23	35 KOLOKO C foul drawn (1)			1 DICKINSON H foul shooting (1 - 1)
19:23	35 KOLOKO C free throw 1 - 2 made (9)	<b>38-31</b>	<b>7</b>	
19:23	35 KOLOKO C free throw 2 - 2 made (10)	<b>39-31</b>	<b>8</b>	
19:14		<b>39-33</b>	<b>6</b>	55 BROOKS E 2pt FG outside the paint, pull up jump shot made (9)
18:55	10 TUBELIS A 2pt FG in the paint, layup made (8)	<b>41-33</b>	<b>8</b>	
18:55	25 KERR K assist (4)			
18:41	25 KERR K steal (2)			1 DICKINSON H turnover bad pass (2)
18:37	4 TERRY D 2pt FG fast break from turnover in the paint, layup made (9)	<b>43-33</b>	<b>10</b>	
18:37	25 KERR K assist (5)			
18:07				23 JOHNS JR. B 2pt FG in the paint, layup blocked
18:07	35 KOLOKO C block (3)			
18:01	35 KOLOKO C defensive rebound (3)			
17:54	10 TUBELIS A foul drawn (2)			22 HOUSTAN C foul shooting (2 - 2)
17:54	10 TUBELIS A free throw 1 - 2 made (9)	<b>44-33</b>	<b>11</b>	
17:54	10 TUBELIS A free throw 2 - 2 made (10)	<b>45-33</b>	<b>12</b>	
17:45		<b>45-36</b>	<b>9</b>	23 JOHNS JR. B 3pt FG , jump shot made (7)
17:45				55 BROOKS E assist (2)
17:32	0 MATHURIN B 2pt FG in the paint, floating jump shot made (8)	<b>47-36</b>	<b>11</b>	
17:09		<b>47-38</b>	<b>9</b>	1 DICKINSON H 2pt FG in the paint, layup made (8)
17:09				22 HOUSTAN C assist (1)
16:55	25 KERR K 2pt FG in the paint, floating jump shot made (7)	<b>49-38</b>	<b>11</b>	
16:29		<b>49-40</b>	<b>9</b>	12 JONES D 2pt FG in the paint, hook shot made (4)
16:23	25 KERR K foul drawn (3)			12 JONES D foul personal (3 - 3)
16:23				1 DICKINSON H substitution out
16:23				14 DIABATE M substitution in
16:14	10 TUBELIS A 2pt FG in the paint, dunk, made (12)	<b>51-40</b>	<b>11</b>	
16:14	25 KERR K assist (6)			
15:51	25 KERR K steal (3)			14 DIABATE M turnover lost ball (2)
15:46	4 TERRY D 2pt FG fast break from turnover in the paint, dunk, made (11)	<b>53-40</b>	<b>13</b>	
15:46	25 KERR K assist (7)			
15:46				Timeout 60 Sec





**Michigan at Arizona**

11/21/21 T-Mobile Arena, Las Vegas  
2021-22 Men's Basketball

**Officials:** Doug Sirmons, Tony PAdilla, Paul Szelc

Game Time	ARZ	Score	Diff	MIC
15:46				23 JOHNS JR. B substitution out
15:46				5 WILLIAMS II T substitution in
15:39	25 KERR K foul personal (1 - 2)			12 JONES D foul drawn (1)
15:39	Timeout media			
15:17				14 DIABATE M 2pt FG in the paint, layup blocked
15:17	35 KOLOKO C block (4)			
15:12	10 TUBELIS A defensive rebound (5)			
15:04	0 MATHURIN B 3pt FG , jump shot made (11)	<b>56-40</b>	<b>16</b>	
15:04	35 KOLOKO C assist (2)			
14:37		<b>56-42</b>	<b>14</b>	55 BROOKS E 2pt FG in the paint, driving layup made (11)
14:37				5 WILLIAMS II T assist (1)
14:24	35 KOLOKO C foul drawn (2)			14 DIABATE M foul personal (2 - 4)
14:24				5 WILLIAMS II T substitution out
14:24				1 DICKINSON H substitution in
14:15	0 MATHURIN B 2pt FG in the paint, jump shot made (13)	<b>58-42</b>	<b>16</b>	
13:44				1 DICKINSON H 3pt FG , jump shot missed
13:41				12 JONES D offensive rebound (2)
13:27				55 BROOKS E 3pt FG second chance, jump shot missed
13:23	0 MATHURIN B defensive rebound (2)			
13:18	10 TUBELIS A foul drawn (3)			14 DIABATE M foul shooting (3 - 5)
13:18	10 TUBELIS A free throw 1 - 2 missed			
13:18	offensive dead ball rebound (3)			
13:18	25 KERR K substitution out			
13:18	5 KIER J substitution in			
13:18				12 JONES D substitution out
13:18				10 COLLINS F substitution in
13:18	10 TUBELIS A free throw 2 - 2 made (13)	<b>59-42</b>	<b>17</b>	
13:03	0 MATHURIN B foul shooting (1 - 3)			55 BROOKS E foul drawn (3)
13:03		<b>59-43</b>	<b>16</b>	55 BROOKS E free throw 1 - 2 made (12)
13:03				55 BROOKS E free throw 2 - 2 missed
13:03	4 TERRY D defensive rebound (3)			
12:52	35 KOLOKO C turnover bad pass (2)			22 HOUSTAN C steal (2)
12:42	10 TUBELIS A foul shooting (3 - 4)			22 HOUSTAN C foul drawn (1)
12:42				22 HOUSTAN C free throw 1 - 2 missed
12:42				offensive dead ball rebound (3)
12:42	10 TUBELIS A substitution out			
12:42	11 BALLO O substitution in			
12:42				22 HOUSTAN C free throw 2 - 2 missed
12:40	35 KOLOKO C defensive rebound (4)			
12:17	11 BALLO O turnover lost ball (1)			1 DICKINSON H steal (2)
12:12	4 TERRY D foul shooting (2 - 5)			22 HOUSTAN C foul drawn (2)
12:12		<b>59-44</b>	<b>15</b>	22 HOUSTAN C free throw fast break 1 - 2 made (5)
12:12	4 TERRY D substitution out			
12:12	3 LARSSON P substitution in			
12:12		<b>59-45</b>	<b>14</b>	22 HOUSTAN C free throw fast break 2 - 2 made (6)
11:57	0 MATHURIN B 3pt FG , jump shot made (16)	<b>62-45</b>	<b>17</b>	
11:57	3 LARSSON P assist (1)			
11:25				14 DIABATE M turnover travel (3)
11:25	Timeout media			



**Michigan at Arizona**

11/21/21 T-Mobile Arena, Las Vegas  
2021-22 Men's Basketball

**Officials:** Doug Sirmons, Tony PAdilla, Paul Szelc

Game Time	ARZ	Score	Diff	MIC
11:07	11 BALLO O 2pt FG from turnover outside the paint, jump shot missed			
11:04	35 KOLOKO C offensive rebound (5)			
11:02	35 KOLOKO C 2pt FG from turnover second chance in the paint, hook shot missed			
10:58				55 BROOKS E defensive rebound (5)
10:57	35 KOLOKO C foul personal (3 - 6)			55 BROOKS E foul drawn (4)
10:57	35 KOLOKO C substitution out			
10:57	4 TERRY D substitution in			
10:31				14 DIABATE M 2pt FG outside the paint, jump shot missed
10:28	0 MATHURIN B defensive rebound (3)			
10:10	11 BALLO O 2pt FG in the paint, hook shot missed			
10:06				10 COLLINS F defensive rebound (3)
09:59				22 HOUSTAN C 3pt FG , jump shot missed
09:56	3 LARSSON P defensive rebound (1)			
09:54	3 LARSSON P turnover lost ball (3)			14 DIABATE M steal (1)
09:50				1 DICKINSON H 2pt FG from turnover in the paint, layup missed
09:47	11 BALLO O defensive rebound (5)			
09:21	0 MATHURIN B 3pt FG , jump shot missed			
09:18				14 DIABATE M defensive rebound (5)
09:00		<b>62-47</b>	<b>15</b>	1 DICKINSON H 2pt FG in the paint, floating jump shot made (10)
09:00				10 COLLINS F assist (1)
08:48	0 MATHURIN B substitution out			
08:48	3 LARSSON P substitution out			
08:48	11 BALLO O substitution out			
08:48	10 TUBELIS A substitution in			
08:48	25 KERR K substitution in			
08:48	35 KOLOKO C substitution in			
08:48				1 DICKINSON H substitution out
08:48				10 COLLINS F substitution out
08:48				55 BROOKS E substitution out
08:48				2 BUFKIN K substitution in
08:48				12 JONES D substitution in
08:48				23 JOHNS JR. B substitution in
08:40	35 KOLOKO C foul drawn (3)			14 DIABATE M foul shooting (4 - 6)
08:40	35 KOLOKO C free throw 1 - 2 made (11)	<b>63-47</b>	<b>16</b>	
08:40				14 DIABATE M substitution out
08:40				5 WILLIAMS II T substitution in
08:40	35 KOLOKO C free throw 2 - 2 made (12)	<b>64-47</b>	<b>17</b>	
08:18				12 JONES D 2pt FG in the paint, layup missed
08:15	10 TUBELIS A defensive rebound (6)			
08:11	25 KERR K 3pt FG , jump shot missed			
08:06	4 TERRY D offensive rebound (4)			
07:51	35 KOLOKO C foul drawn (4)			2 BUFKIN K foul shooting (1 - 7)
07:51	Timeout media			
07:51				22 HOUSTAN C substitution out
07:51				0 NUNEZ A substitution in
07:51	35 KOLOKO C free throw 1 - 2 made (13)	<b>65-47</b>	<b>18</b>	
07:51	35 KOLOKO C free throw 2 - 2 made (14)	<b>66-47</b>	<b>19</b>	



**Michigan at Arizona**

11/21/21 T-Mobile Arena, Las Vegas  
2021-22 Men's Basketball

**Officials:** Doug Sirmons, Tony PAdilla, Paul Szelc

Game Time	ARZ	Score	Diff	MIC
07:36				23 JOHNS JR. B 3pt FG , jump shot missed
07:33	35 KOLOKO C defensive rebound (6)			
07:28	5 KIER J 2pt FG in the paint, layup missed			
07:26	10 TUBELIS A offensive rebound (7)			
07:26	10 TUBELIS A turnover travel (2)			
07:26				0 NUNEZ A substitution out
07:26				23 JOHNS JR. B substitution out
07:26				1 DICKINSON H substitution in
07:26				55 BROOKS E substitution in
07:01		<b>66-49</b>	<b>17</b>	5 WILLIAMS II T 2pt FG from turnover outside the paint, jump shot made (2)
06:49	35 KOLOKO C 2pt FG in the paint, dunk, made (16)	<b>68-49</b>	<b>19</b>	
06:49	4 TERRY D assist (4)			
06:35				5 WILLIAMS II T 3pt FG , jump shot missed
06:31	4 TERRY D defensive rebound (5)			
06:16	35 KOLOKO C 2pt FG in the paint, hook shot missed			
06:16				defensive dead ball rebound (4)
06:16	10 TUBELIS A foul personal (4 - 7)			5 WILLIAMS II T foul drawn (2)
06:16	5 KIER J substitution out			
06:16	10 TUBELIS A substitution out			
06:16	0 MATHURIN B substitution in			
06:16	3 LARSSON P substitution in			
06:16		<b>68-50</b>	<b>18</b>	5 WILLIAMS II T 1&1 free throw 1 made (3)
06:16				2 BUFKIN K substitution out
06:16				22 HOUSTAN C substitution in
06:16				5 WILLIAMS II T 1&1 free throw 2 missed
06:16	0 MATHURIN B defensive rebound (4)			
05:56	35 KOLOKO C 2pt FG in the paint, alleyoop made (18)	<b>70-50</b>	<b>20</b>	
05:56	3 LARSSON P assist (2)			
05:43	4 TERRY D foul personal (3 - 8)			12 JONES D foul drawn (2)
05:43		<b>70-51</b>	<b>19</b>	12 JONES D 1&1 free throw 1 made (5)
05:43		<b>70-52</b>	<b>18</b>	12 JONES D 1&1 free throw 2 made (6)
05:27	35 KOLOKO C 2pt FG in the paint, dunk, made (20)	<b>72-52</b>	<b>20</b>	
05:27	4 TERRY D assist (5)			
05:07				55 BROOKS E 2pt FG outside the paint, jump shot missed
05:03				5 WILLIAMS II T offensive rebound (3)
05:02				5 WILLIAMS II T 2pt FG second chance in the paint, layup missed
04:59	35 KOLOKO C defensive rebound (7)			
04:56	3 LARSSON P turnover lost ball (4)			5 WILLIAMS II T steal (1)
04:49				22 HOUSTAN C 3pt FG from turnover, jump shot missed
04:45				5 WILLIAMS II T offensive rebound (4)
04:43		<b>72-54</b>	<b>18</b>	5 WILLIAMS II T 2pt FG from turnover second chance in the paint, layup made (5)
04:33	Timeout 60 Sec			
04:16	0 MATHURIN B turnover lost ball (1)			55 BROOKS E steal (1)
04:14	3 LARSSON P foul personal (2 - 9)			55 BROOKS E foul drawn (5)
04:14		<b>72-55</b>	<b>17</b>	55 BROOKS E 1&1 free throw 1 made (13)
04:14		<b>72-56</b>	<b>16</b>	55 BROOKS E 1&1 free throw 2 made (14)
04:01	3 LARSSON P 3pt FG , jump shot missed			



**Michigan at Arizona**

11/21/21 T-Mobile Arena, Las Vegas  
2021-22 Men's Basketball

Officials: Doug Sirmons, Tony PAdilla, Paul Szelc

Game Time	ARZ	Score	Diff	MIC
03:58	offensive dead ball rebound (4)			
03:58	Timeout media			
03:58	3 LARSSON P substitution out			
03:58	10 TUBELIS A substitution in			
03:44	35 KOLOKO C 2pt FG second chance in the paint, layup made (22)	<b>74-56</b>	<b>18</b>	
03:44	10 TUBELIS A assist (2)			
03:28	25 KERR K steal (4)			22 HOUSTAN C turnover bad pass (2)
03:00	25 KERR K 3pt FG from turnover, jump shot missed			
02:57	10 TUBELIS A offensive rebound (8)			
02:48	10 TUBELIS A 2pt FG from turnover second chance in the paint, hook shot missed			
02:46				1 DICKINSON H defensive rebound (7)
02:34	4 TERRY D foul shooting (4 - 10)			1 DICKINSON H foul drawn (2)
02:34				1 DICKINSON H free throw 1 - 2 missed
02:34				offensive dead ball rebound (5)
02:34				5 WILLIAMS II T substitution out
02:34				12 JONES D substitution out
02:34				22 HOUSTAN C substitution out
02:34				55 BROOKS E substitution out
02:34				2 BUFKIN K substitution in
02:34				10 COLLINS F substitution in
02:34				11 BARNES I substitution in
02:34				25 HOWARD J substitution in
02:34		<b>74-57</b>	<b>17</b>	1 DICKINSON H free throw 2 - 2 made (11)
02:34				1 DICKINSON H substitution out
02:34				44 FAULDS J substitution in
02:04	25 KERR K 3pt FG , jump shot missed			
02:02	0 MATHURIN B offensive rebound (5)			
01:52	4 TERRY D 3pt FG second chance, jump shot missed			
01:48				10 COLLINS F defensive rebound (4)
01:34	4 TERRY D steal (1)			10 COLLINS F turnover bad pass (2)
01:28	4 TERRY D 2pt FG fast break from turnover in the paint, dunk, made (13)	<b>76-57</b>	<b>19</b>	
01:28	Timeout 30 Sec			
01:28	0 MATHURIN B substitution out			
01:28	4 TERRY D substitution out			
01:28	10 TUBELIS A substitution out			
01:28	25 KERR K substitution out			
01:28	35 KOLOKO C substitution out			
01:28	2 BAL A substitution in			
01:28	20 TUBELIS T substitution in			
01:28	24 AIKEN JR. K substitution in			
01:28	50 MAINS J substitution in			
01:28	53 WEITMAN G substitution in			
01:12		<b>76-59</b>	<b>17</b>	25 HOWARD J 2pt FG in the paint, driving layup made (2)
00:56	20 TUBELIS T 2pt FG in the paint, layup made (2)	<b>78-59</b>	<b>19</b>	
00:56	50 MAINS J assist (1)			
00:38	24 AIKEN JR. K foul personal (1 - 11)			2 BUFKIN K foul drawn (2)
00:38		<b>78-60</b>	<b>18</b>	2 BUFKIN K free throw 1 - 2 made (3)



Official Basketball Play by Play - Second Half

### Michigan at Arizona

11/21/21 T-Mobile Arena, Las Vegas  
2021-22 Men's Basketball

Game Time: 6:30 PM  
Game Duration: 1:54

Officials: Doug Sirmons, Tony PAdilla, Paul Szelc

Game Time	ARZ	Score	Diff	MIC
00:37				2 BUFKIN K free throw 2 - 2 missed
00:34	24 AIKEN JR. K defensive rebound (1)			
00:31	50 MAINS J 2pt FG fast break in the paint, layup made (2)	80-60	20	
00:31	2 BAL A assist (1)			
00:10		80-62	18	44 FAULDS J 2pt FG in the paint, layup made (2)
00:10				10 COLLINS F assist (2)
<b>END OF GAME</b>				
<b>ARZ 80-62 MIC</b>				



**Michigan at Arizona**

11/21/21 T-Mobile Arena, Las Vegas  
2021-22 Men's Basketball

Officials: Doug Sirmons, Tony PAdilla, Paul Szelc

**Michigan - 33**

NO.	Name	Min	FG			Rebounds			Fouls		TP	AS	TO	ST	Blocks		+/-
			M-A	3P	FT	OR	DR	TOT	PF	FD					BS	BA	
23	Brandon Johns Jr.	F 05:36	1-3	1-2	0-0	0	0	0	0	0	3	0	0	0	0	1	-9
1	Hunter Dickinson	C 14:05	2-4	0-1	3-4	0	1	1	1	2	7	0	1	1	0	0	0
12	DeVante' Jones	G 12:56	1-2	0-0	2-2	1	0	1	1	2	4	0	0	0	0	0	-11
22	Caleb Houston	G 15:51	0-2	0-2	2-4	0	0	0	1	2	2	1	1	1	0	0	-9
55	Eli Brooks	G 16:04	2-4	0-1	3-4	0	1	1	0	3	7	1	0	1	0	0	-6
14	Moussa Diabate	07:43	0-2	0-0	0-0	0	1	1	3	0	0	0	2	1	0	1	-7
5	Terrance Williams II	07:28	2-4	0-1	1-2	2	0	2	0	1	5	1	0	1	0	0	-3
10	Frankie Collins	07:04	0-0	0-0	0-0	0	2	2	0	0	0	2	1	0	0	0	1
2	Kobe Bufkin	05:06	0-0	0-0	1-2	0	0	0	1	1	1	0	0	0	0	0	-3
0	Adrien Nunez	00:25	0-0	0-0	0-0	0	0	0	0	0	0	0	0	0	0	0	-2
11	Isaiah Barnes	02:34	0-0	0-0	0-0	0	0	0	0	0	0	0	0	0	0	0	0
25	Jace Howard	02:34	1-1	0-0	0-0	0	0	0	0	0	2	0	0	0	0	0	0
44	Jaron Faulds	02:34	1-1	0-0	0-0	0	0	0	0	0	2	0	0	0	0	0	-1
Team						0	0	0			0		0				
<b>Totals</b>			10-23	1-7	12-18	3	5	8	7	11	33	5	5	5	0	2	-10

Shooting By Period		
2 <sup>nd</sup> FG%	10-23	43.5%
3PT%	1-7	14.3%
FT%	12-18	66.7%
GM FG%	10-23	43.5%
3PT%	1-7	14.3%
FT%	12-18	66.7%

Dead Ball Rebounds: 2, 1

Technical Fouls::NONE

**Arizona - 43**

NO.	Name	Min	FG			Rebounds			Fouls		TP	AS	TO	ST	Blocks		+/-
			M-A	3P	FT	OR	DR	TOT	PF	FD					BS	BA	
10	Azuolas Tubelis	F 12:20	2-3	0-0	3-4	2	2	4	2	2	7	1	2	0	0	0	15
35	Christian Koloko	C 16:23	4-6	0-0	6-6	1	4	5	2	4	14	1	1	0	2	0	13
0	Benedict Mathurin	G 16:00	4-5	2-3	0-0	1	3	4	1	0	10	0	1	0	0	0	7
4	Dalen Terry	G 17:17	3-4	0-1	0-0	1	2	3	3	0	6	2	0	1	0	0	9
25	Kriisa Kerr	G 14:02	1-4	0-3	0-0	0	0	0	1	1	2	4	0	3	0	0	12
5	Justin Kier	07:02	0-1	0-0	0-0	0	0	0	0	0	0	0	0	0	0	0	3
11	Oumar Ballo	03:54	0-2	0-0	0-0	0	1	1	0	0	0	0	1	0	0	0	-1
3	Pelle Larsson	05:42	0-1	0-1	0-0	0	1	1	1	0	0	2	2	0	0	0	-3
2	Adama Bal	01:28	0-0	0-0	0-0	0	0	0	0	0	0	1	0	0	0	0	-1
20	Tautvilas Tubelis	01:28	1-1	0-0	0-0	0	0	0	0	0	2	0	0	0	0	0	-1
24	Kim Aiken Jr.	01:28	0-0	0-0	0-0	0	1	1	1	0	0	0	0	0	0	0	-1
50	Jordan Mains	01:28	1-1	0-0	0-0	0	0	0	0	0	2	1	0	0	0	0	-1
53	Grant Weitman	01:28	0-0	0-0	0-0	0	0	0	0	0	0	0	0	0	0	0	-1
Team						0	0	0			0		0				
<b>Totals</b>			16-28	2-8	9-10	5	14	19	11	7	43	12	7	4	2	0	10

Shooting By Period		
2 <sup>nd</sup> FG%	16-28	57.1%
3PT%	2-8	25.0%
FT%	9-10	90%
GM FG%	16-28	57.1%
3PT%	2-8	25.0%
FT%	9-10	90.0%

Dead Ball Rebounds: 2, 0

Technical Fouls::NONE

	MIC	ARZ
Biggest lead	0 (1 <sup>st</sup> 20:00)	20 (2 <sup>nd</sup> 5:56)
Best Scoring Run	4(2 <sup>nd</sup> 4:14)	7(2 <sup>nd</sup> 15:04)
Lead Changes	0	
Times Tied	0	
Time with Lead	00:00	19:36

Points from	MIC	ARZ
Turnovers	10	6
Paint	14	28
Second Chance	2	4
Fast Breaks	5	8
Bench	10	4

	Period by Period Scoring		
	1st	2nd	TOT
MIC	29	33	62
ARZ	37	43	80



**Michigan at Arizona**

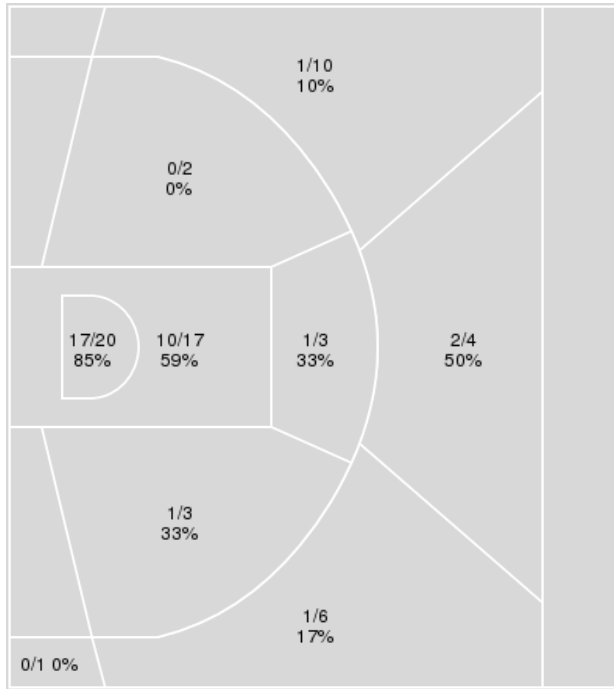
11/21/21 T-Mobile Arena, Las Vegas  
2021-22 Men's Basketball

**Officials:** Doug Sirmons, Tony PAdilla, Paul Szelc


{ Players => 0, 1, 2, 3, 4, 5, 10, 11, 20, 22, 24, 25, 35, 44, 50, 51, 53, 55; } FG Types => All; Results => All;

{ Players => 0, 1, 2, 3, 4, 5, 10, 11, 12, 13, 14, 22, 23, 25, 42, 44, 55; } FG Types => All; Results => All;

**Arizona**



**Michigan**



Arizona	M/A	%
Field Goals	33/66	50
2 Points	29/45	64
3 Points	4/21	19
Free Throws	10/12	83

Michigan	M/A	%
Field Goals	23/53	43
2 Points	22/39	56
3 Points	1/14	7
Free Throws	15/22	68



**Michigan at Arizona**

11/21/21 T-Mobile Arena, Las Vegas

2021-22 Men's Basketball

Officials: Doug Sirmons, Tony PAdilla, Paul Szelc

**Michigan**

No	Name	Mins		Score		Points Diff		Points per Min		Assists		Rebounds		Steals		Turnovers	
		On	Off	On	Off	On	Off	On	Off	On	Off	On	Off	On	Off	On	Off
0	Adrien Nunez	02:53	37:07	4 - 4	58 - 76	0	-18	1.39	1.56	0	8	4	25	1	6	2	13
1	Hunter Dickinson	29:47	10:13	47 - 54	15 - 26	-7	-11	1.58	1.47	5	3	27	2	6	1	12	3
2	Kobe Bufkin	09:00	31:00	15 - 19	47 - 61	-4	-14	1.67	1.52	2	6	7	22	0	7	4	11
5	Terrance Williams II	17:00	23:00	26 - 34	36 - 46	-8	-10	1.53	1.57	2	6	9	20	4	3	4	11
10	Frankie Collins	14:02	25:58	20 - 23	42 - 57	-3	-15	1.43	1.62	2	6	10	19	5	2	7	8
11	Isaiah Barnes	02:34	37:26	6 - 6	56 - 74	0	-18	2.34	1.50	1	7	1	28	0	7	1	14
12	DeVante' Jones	21:08	18:52	36 - 45	26 - 35	-9	-9	1.70	1.38	5	3	13	16	3	4	6	9
14	Moussa Diabate	18:24	21:36	21 - 32	41 - 48	-11	-7	1.14	1.90	4	4	16	13	4	3	9	6
22	Caleb Houstan	33:23	06:37	49 - 68	13 - 12	-19	1	1.47	1.96	7	1	24	5	6	1	12	3
23	Brandon Johns Jr.	11:55	28:05	21 - 33	41 - 47	-12	-6	1.76	1.46	3	5	6	23	0	7	4	11
25	Jace Howard	02:34	37:26	6 - 6	56 - 74	0	-18	2.34	1.50	1	7	1	28	0	7	1	14
44	Jaron Faulds	02:34	37:26	5 - 6	57 - 74	-1	-17	1.95	1.52	1	7	1	28	0	7	1	14
55	Eli Brooks	34:46	05:14	54 - 70	8 - 10	-16	-2	1.55	1.53	7	1	26	3	6	1	12	3

**Arizona**

No	Name	Mins		Score		Points Diff		Points per Min		Assists		Rebounds		Steals		Turnovers	
		On	Off	On	Off	On	Off	On	Off	On	Off	On	Off	On	Off	On	Off
0	Benedict Mathurin	32:02	07:58	63 - 51	17 - 11	12	6	1.97	2.13	19	4	25	9	6	1	7	3
2	Adama Bal	01:28	38:32	4 - 5	76 - 57	-1	19	2.73	1.97	2	21	1	33	0	7	0	10
3	Pelle Larsson	12:56	27:04	19 - 22	61 - 40	-3	21	1.47	2.25	6	17	11	23	1	6	6	4
4	Dalen Terry	32:15	07:45	66 - 50	14 - 12	16	2	2.05	1.81	19	4	29	5	6	1	7	3
5	Justin Kier	15:57	24:03	26 - 19	54 - 43	7	11	1.63	2.25	4	19	17	17	2	5	6	4
10	Azuolas Tubelis	26:31	13:29	60 - 38	20 - 24	22	-4	2.26	1.48	16	7	22	12	5	2	5	5
11	Oumar Ballo	10:57	29:03	17 - 16	63 - 46	1	17	1.55	2.17	3	20	10	24	1	6	4	6
20	Tautvilas Tubelis	01:28	38:32	4 - 5	76 - 57	-1	19	2.73	1.97	2	21	1	33	0	7	0	10
24	Kim Aiken Jr.	03:57	36:03	6 - 7	74 - 55	-1	19	1.52	2.05	2	21	2	32	1	6	1	9
25	Kriisa Kerr	29:05	10:55	63 - 44	17 - 18	19	-1	2.17	1.56	19	4	24	10	6	1	7	3
35	Christian Koloko	30:28	09:32	64 - 43	16 - 19	21	-3	2.10	1.68	19	4	26	8	7	0	7	3
50	Jordan Mains	01:28	38:32	4 - 5	76 - 57	-1	19	2.73	1.97	2	21	1	33	0	7	0	10
53	Grant Weitman	01:28	38:32	4 - 5	76 - 57	-1	19	2.73	1.97	2	21	1	33	0	7	0	10





**Michigan at Arizona**

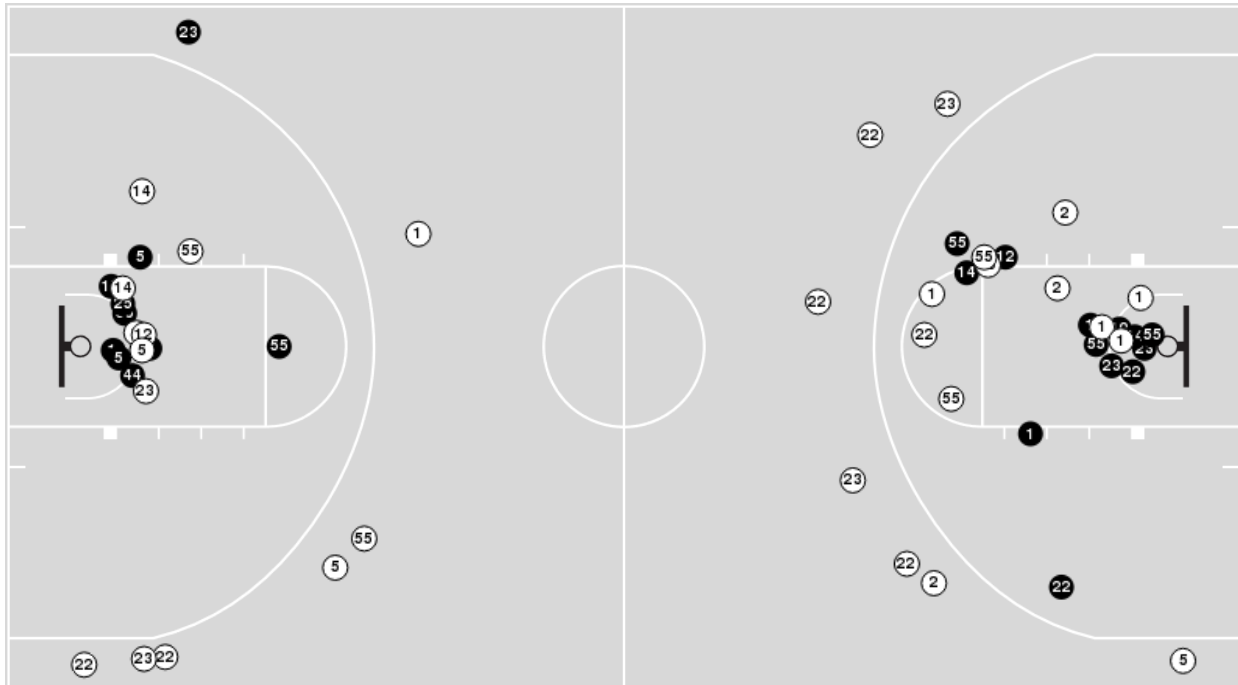
11/21/21 T-Mobile Arena, Las Vegas  
2021-22 Men's Basketball

Officials: Doug Sirmons, Tony PAdilla, Paul Szelc

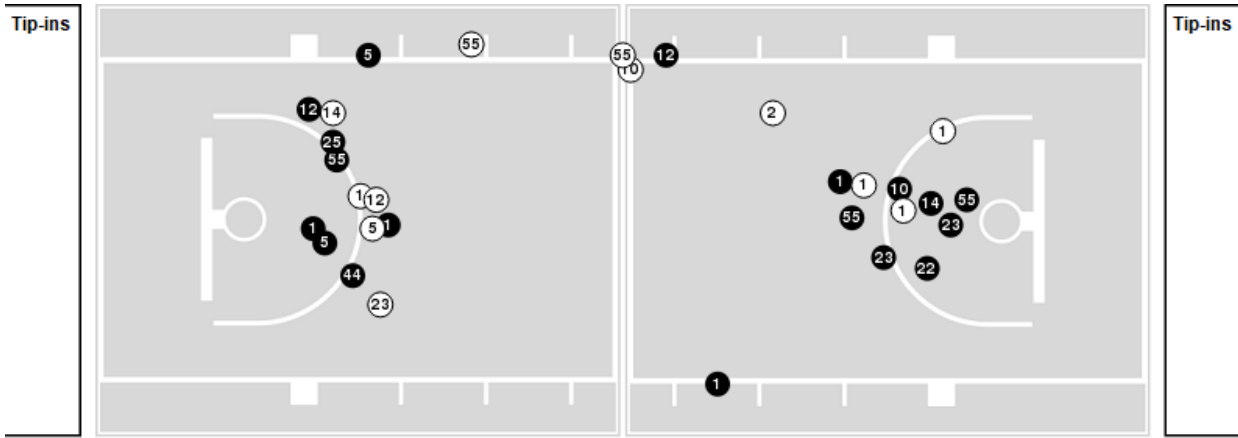
Players => 0, 1, 2, 3, 4, 5, 10, 11, 12, 13, 14, 22, 23, 25, 42, 44, 55 FG Types=>All Results=>All

**Michigan**

**All Field Goals**



**Blow Up Chart**



● Made ○ Missed N - Player Number

Michigan	M/A	%
Field Goals	23/53	43
2 Points	22/39	56
3 Points	1/14	7
Free Throws	15/22	68

Michigan	M/A	%
Points in the Paint	30 (15 / 24)	63
Fast Break Points	11 (9/10)	90
Second Chance Points	6 (3/6)	50
Effective FG%	44	



**Michigan at Arizona**

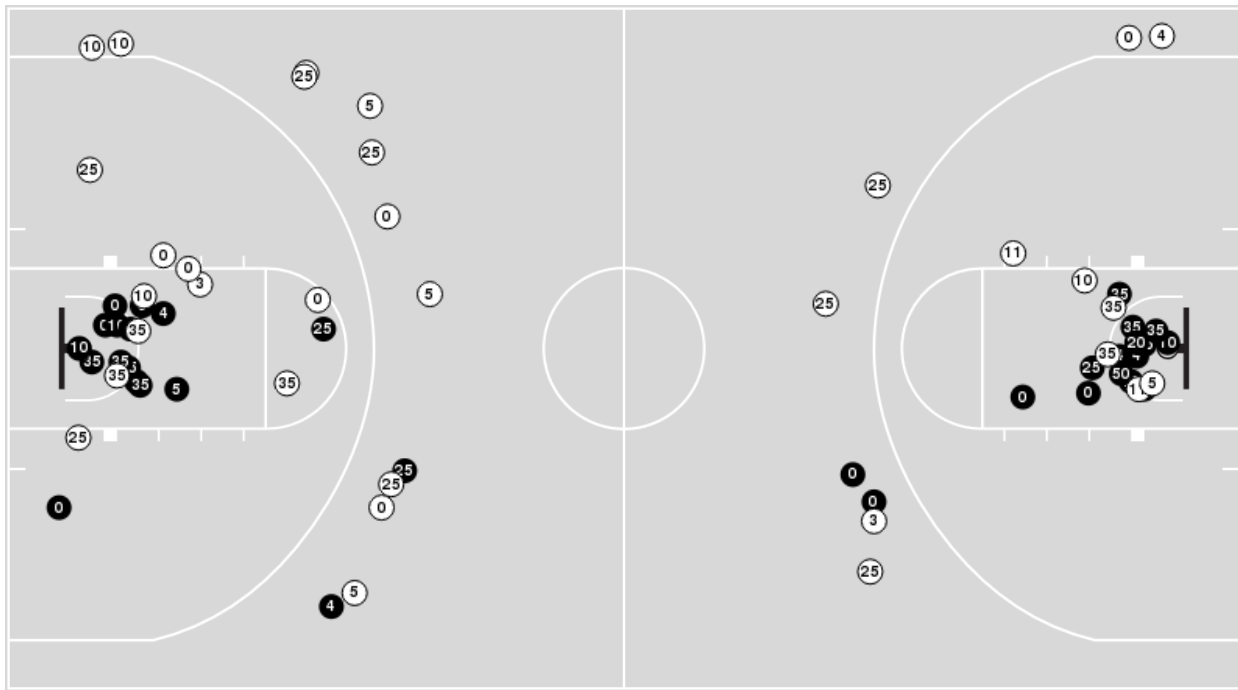
11/21/21 T-Mobile Arena, Las Vegas  
2021-22 Men's Basketball

Officials: Doug Sirmons, Tony PAdilla, Paul Szelc

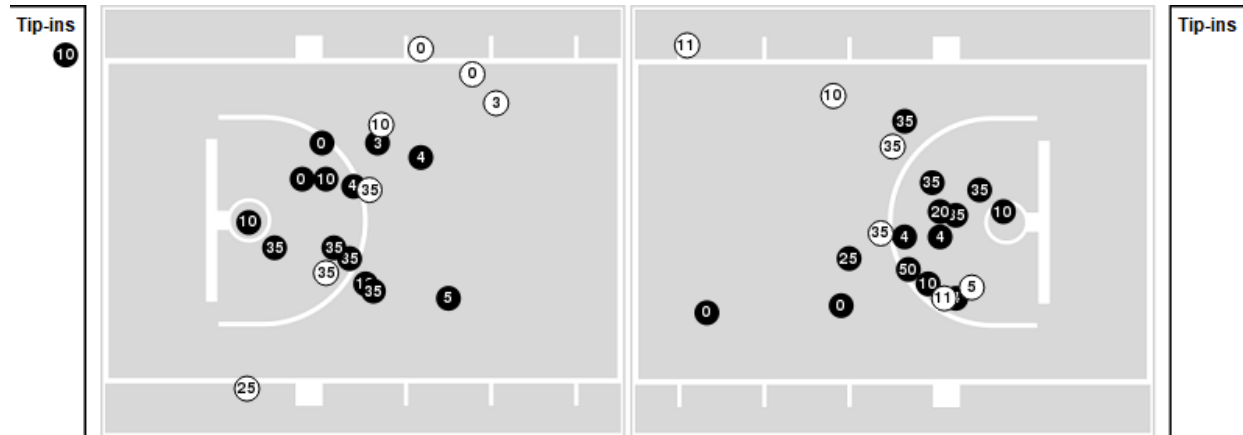
Players => 0, 1, 2, 3, 4, 5, 10, 11, 20, 22, 24, 25, 35, 44, 50, 51, 53, 55 FG Types=>All Results=>All

**Arizona**

**All Field Goals**



**Blow Up Chart**



● Made ○ Missed N - Player Number

Arizona	M/A	%
Field Goals	33/66	50
2 Points	29/45	64
3 Points	4/21	19
Free Throws	10/12	83

Arizona	M/A	%
Points in the Paint	54 (27 / 37)	73
Fast Break Points	10 (5/5)	100
Second Chance Points	11 (7/13)	54
Effective FG%	53	



**Michigan at Arizona**

11/21/21 T-Mobile Arena, Las Vegas  
2021-22 Men's Basketball

Game Time: 6:30 PM  
Game Duration: 1:54

Officials: Doug Sirmons, Tony PAdilla, Paul Szelc

**Michigan**

Lineup	Quarter On	Time On	Quarter Off	Time Off	Time on Court	Score	Score Diff	Reb	Stl	Tov	Ass	PPP
1- Dickinson H/ 12- Jones D/ 22- Houston C/ 23- Johns Jr. B/ 55- Brooks E/	1	20:00	1	15:08	04:52	8-8	0	6	0	1	1	0.8889
5- Williams II T/ 12- Jones D/ 14- Diabate M/ 22- Houston C/ 55- Brooks E/	1	15:08	1	13:06	02:02	4-4	0	1	0	0	1	2.0000
5- Williams II T/ 10- Collins F/ 14- Diabate M/ 22- Houston C/ 55- Brooks E/	1	13:06	1	10:50	02:16	4-5	-1	0	1	1	0	0.8000
1- Dickinson H/ 10- Collins F/ 14- Diabate M/ 22- Houston C/ 55- Brooks E/	1	10:50	1	09:39	01:11	0-2	-2	2	0	2	0	0.0000
0- Nunez A/ 1- Dickinson H/ 10- Collins F/ 12- Jones D/ 14- Diabate M/	1	09:39	1	09:08	00:31	0-0	0	1	0	1	0	0.0000
0- Nunez A/ 1- Dickinson H/ 5- Williams II T/ 10- Collins F/ 12- Jones D/	1	09:08	1	08:21	00:47	2-0	2	1	1	1	0	1.0000
0- Nunez A/ 1- Dickinson H/ 5- Williams II T/ 10- Collins F/ 55- Brooks E/	1	08:21	1	07:11	01:10	2-2	0	2	0	0	0	1.3889
1- Dickinson H/ 5- Williams II T/ 10- Collins F/ 22- Houston C/ 55- Brooks E/	1	07:11	1	06:08	01:03	1-4	-3	0	0	0	0	0.6944
1- Dickinson H/ 5- Williams II T/ 22- Houston C/ 23- Johns Jr. B/ 55- Brooks E/	1	06:08	1	04:41	01:27	2-5	-3	0	0	1	0	0.6667
1- Dickinson H/ 5- Williams II T/ 14- Diabate M/ 22- Houston C/ 55- Brooks E/	1	04:41	1	03:54	00:47	0-0	0	2	0	0	0	0.0000
1- Dickinson H/ 2- Bufkin K/ 14- Diabate M/ 22- Houston C/ 55- Brooks E/	1	03:54	2	20:00	03:54	6-7	-1	6	0	3	1	0.8721
1- Dickinson H/ 12- Jones D/ 22- Houston C/ 23- Johns Jr. B/ 55- Brooks E/	2	20:00	2	16:23	03:37	11-12	-1	0	0	1	2	1.5988
12- Jones D/ 14- Diabate M/ 22- Houston C/ 23- Johns Jr. B/ 55- Brooks E/	2	16:23	2	15:46	00:37	0-4	-4	0	0	1	0	0.0000
5- Williams II T/ 12- Jones D/ 14- Diabate M/ 22- Houston C/ 55- Brooks E/	2	15:46	2	14:24	01:22	2-3	-1	0	0	0	1	1.0000
1- Dickinson H/ 12- Jones D/ 14- Diabate M/ 22- Houston C/ 55- Brooks E/	2	14:24	2	13:18	01:06	0-2	-2	1	0	0	0	0.0000
1- Dickinson H/ 10- Collins F/ 14- Diabate M/ 22- Houston C/ 55- Brooks E/	2	13:18	2	08:48	04:30	5-4	1	3	3	1	1	0.6545
2- Bufkin K/ 12- Jones D/ 14- Diabate M/ 22- Houston C/ 23- Johns Jr. B/	2	08:48	2	08:40	00:08	0-1	-1	0	0	0	0	0.0000
2- Bufkin K/ 5- Williams II T/ 12- Jones D/ 22- Houston C/ 23- Johns Jr. B/	2	08:40	2	07:51	00:49	0-1	-1	0	0	0	0	0.0000
0- Nunez A/ 2- Bufkin K/ 5- Williams II T/ 12- Jones D/ 23- Johns Jr. B/	2	07:51	2	07:26	00:25	0-2	-2	0	0	0	0	0.0000
1- Dickinson H/ 2- Bufkin K/ 5- Williams II T/ 12- Jones D/ 55- Brooks E/	2	07:26	2	06:16	01:10	3-2	1	0	0	0	0	1.2295
1- Dickinson H/ 5- Williams II T/ 12- Jones D/ 22- Houston C/ 55- Brooks E/	2	06:16	2	02:34	03:42	6-6	0	3	2	1	0	1.0638
1- Dickinson H/ 2- Bufkin K/ 10- Collins F/ 11- Barnes I/ 25- Howard J/	2	02:34	2	02:34	00:00	1-0	1	0	0	0	0	2.2727
2- Bufkin K/ 10- Collins F/ 11- Barnes I/ 25- Howard J/ 44- Faulds J/	2	02:34	2	00:00	02:34	5-6	-1	1	0	1	1	1.2887



**Michigan at Arizona**

11/21/21 T-Mobile Arena, Las Vegas  
2021-22 Men's Basketball

Officials: Doug Sirmons, Tony PAdilla, Paul Szelc

**Arizona**

Lineup	Quarter On	Time On	Quarter Off	Time Off	Time on Court	Score	Score Diff	Reb	Stl	Tov	Ass	PPP
0- Mathurin B/ 4- Terry D/ 10- Tubelis A/ 25- Kerr K/ 35- Koloko C/	1	20:00	1	15:08	04:52	8-8	0	4	1	0	4	0.8889
0- Mathurin B/ 4- Terry D/ 5- Kier J/ 10- Tubelis A/ 11- Ballo O/	1	15:08	1	13:06	02:02	4-4	0	1	0	0	0	1.3333
3- Larsson P/ 5- Kier J/ 10- Tubelis A/ 11- Ballo O/ 25- Kerr K/	1	13:06	1	10:50	02:16	5-4	1	2	0	2	1	1.2500
3- Larsson P/ 5- Kier J/ 24- Aiken Jr. K/ 25- Kerr K/ 35- Koloko C/	1	10:50	1	09:08	01:42	2-0	2	1	1	0	0	0.6667
0- Mathurin B/ 3- Larsson P/ 24- Aiken Jr. K/ 25- Kerr K/ 35- Koloko C/	1	09:08	1	08:21	00:47	0-2	-2	0	0	1	0	0.0000
0- Mathurin B/ 3- Larsson P/ 10- Tubelis A/ 25- Kerr K/ 35- Koloko C/	1	08:21	1	08:04	00:17	0-0	0	0	0	0	0	0.0000
0- Mathurin B/ 4- Terry D/ 10- Tubelis A/ 25- Kerr K/ 35- Koloko C/	1	08:04	1	03:54	04:10	11-5	6	4	0	0	4	1.5714
0- Mathurin B/ 4- Terry D/ 5- Kier J/ 10- Tubelis A/ 11- Ballo O/	1	03:54	1	03:20	00:34	0-0	0	0	0	0	0	0.0000
0- Mathurin B/ 4- Terry D/ 5- Kier J/ 11- Ballo O/ 35- Koloko C/	1	03:20	1	02:12	01:08	2-0	2	1	1	0	0	1.0000
0- Mathurin B/ 3- Larsson P/ 4- Terry D/ 5- Kier J/ 11- Ballo O/	1	02:12	1	01:09	01:03	3-4	-1	1	0	0	1	1.5957
0- Mathurin B/ 3- Larsson P/ 4- Terry D/ 5- Kier J/ 35- Koloko C/	1	01:09	1	00:59	00:10	0-0	0	0	0	0	0	0.0000
0- Mathurin B/ 3- Larsson P/ 4- Terry D/ 25- Kerr K/ 35- Koloko C/	1	00:59	2	20:00	00:59	2-2	0	1	0	0	1	0.6667
0- Mathurin B/ 4- Terry D/ 10- Tubelis A/ 25- Kerr K/ 35- Koloko C/	2	20:00	2	13:18	06:42	21-13	8	3	2	1	5	1.8750
0- Mathurin B/ 4- Terry D/ 5- Kier J/ 10- Tubelis A/ 35- Koloko C/	2	13:18	2	12:42	00:36	1-1	0	1	0	1	0	0.6944
0- Mathurin B/ 4- Terry D/ 5- Kier J/ 11- Ballo O/ 35- Koloko C/	2	12:42	2	12:12	00:30	0-1	-1	1	0	1	0	0.0000
0- Mathurin B/ 3- Larsson P/ 5- Kier J/ 11- Ballo O/ 35- Koloko C/	2	12:12	2	10:57	01:15	3-1	2	1	0	0	1	1.5000
0- Mathurin B/ 3- Larsson P/ 4- Terry D/ 5- Kier J/ 11- Ballo O/	2	10:57	2	08:48	02:09	0-2	-2	3	0	1	0	0.0000
4- Terry D/ 5- Kier J/ 10- Tubelis A/ 25- Kerr K/ 35- Koloko C/	2	08:48	2	06:16	02:32	6-2	4	5	0	1	1	1.2605
0- Mathurin B/ 3- Larsson P/ 4- Terry D/ 25- Kerr K/ 35- Koloko C/	2	06:16	2	03:58	02:18	4-7	-3	2	0	2	2	0.8000
0- Mathurin B/ 4- Terry D/ 10- Tubelis A/ 25- Kerr K/ 35- Koloko C/	2	03:58	2	01:28	02:30	4-1	3	2	2	0	1	1.0000
2- Bal A/ 20- Tubelis T/ 24- Aiken Jr. K/ 50- Mains J/ 53- Weitman G/	2	01:28	2	00:00	01:28	4-5	-1	1	0	0	2	2.0000



**Michigan at Arizona**

11/21/21 T-Mobile Arena, Las Vegas  
2021-22 Men's Basketball

Game Time: 6:30 PM  
Game Duration: 1:54

Officials: Doug Sirmons, Tony PAdilla, Paul Szelc

**Michigan**

Lineup	Time	Score	Score Diff	Pts/Min	Reb	Stl	Tov	Ass	PPP
1- Dickinson H/ 12- Jones D/ 22- Houston C/ 23- Johns Jr. B/ 55- Brooks E/	08:29	19-20	-1	2.2397	6	0	2	3	1.1965
1- Dickinson H/ 10- Collins F/ 14- Diabate M/ 22- Houston C/ 55- Brooks E/	05:41	5-6	-1	0.8798	5	3	3	1	0.5187
1- Dickinson H/ 2- Bufkin K/ 14- Diabate M/ 22- Houston C/ 55- Brooks E/	03:54	6-7	-1	1.5385	6	0	3	1	0.8721
1- Dickinson H/ 5- Williams II T/ 12- Jones D/ 22- Houston C/ 55- Brooks E/	03:42	6-6	0	1.6216	3	2	1	0	1.0638
5- Williams II T/ 12- Jones D/ 14- Diabate M/ 22- Houston C/ 55- Brooks E/	03:24	6-7	-1	1.7647	1	0	0	2	1.5000
2- Bufkin K/ 10- Collins F/ 11- Barnes I/ 25- Howard J/ 44- Faulds J/	02:34	5-6	-1	1.9481	1	0	1	1	1.2887
5- Williams II T/ 10- Collins F/ 14- Diabate M/ 22- Houston C/ 55- Brooks E/	02:16	4-5	-1	1.7647	0	1	1	0	0.8000
1- Dickinson H/ 5- Williams II T/ 22- Houston C/ 23- Johns Jr. B/ 55- Brooks E/	01:27	2-5	-3	1.3793	0	0	1	0	0.6667
0- Nunez A/ 1- Dickinson H/ 5- Williams II T/ 10- Collins F/ 55- Brooks E/	01:10	2-2	0	1.7143	2	0	0	0	1.3889
1- Dickinson H/ 2- Bufkin K/ 5- Williams II T/ 12- Jones D/ 55- Brooks E/	01:10	3-2	1	2.5714	0	0	0	0	1.2295
1- Dickinson H/ 12- Jones D/ 14- Diabate M/ 22- Houston C/ 55- Brooks E/	01:06	0-2	-2	0.0000	1	0	0	0	0.0000
1- Dickinson H/ 5- Williams II T/ 10- Collins F/ 22- Houston C/ 55- Brooks E/	01:03	1-4	-3	0.9524	0	0	0	0	0.6944
2- Bufkin K/ 5- Williams II T/ 12- Jones D/ 22- Houston C/ 23- Johns Jr. B/	00:49	0-1	-1	0.0000	0	0	0	0	0.0000
0- Nunez A/ 1- Dickinson H/ 5- Williams II T/ 10- Collins F/ 12- Jones D/	00:47	2-0	2	2.5532	1	1	1	0	1.0000
1- Dickinson H/ 5- Williams II T/ 14- Diabate M/ 22- Houston C/ 55- Brooks E/	00:47	0-0	0	0.0000	2	0	0	0	0.0000
12- Jones D/ 14- Diabate M/ 22- Houston C/ 23- Johns Jr. B/ 55- Brooks E/	00:37	0-4	-4	0.0000	0	0	1	0	0.0000
0- Nunez A/ 1- Dickinson H/ 10- Collins F/ 12- Jones D/ 14- Diabate M/	00:31	0-0	0	0.0000	1	0	1	0	0.0000
0- Nunez A/ 2- Bufkin K/ 5- Williams II T/ 12- Jones D/ 23- Johns Jr. B/	00:25	0-2	-2	0.0000	0	0	0	0	0.0000
2- Bufkin K/ 12- Jones D/ 14- Diabate M/ 22- Houston C/ 23- Johns Jr. B/	00:08	0-1	-1	0.0000	0	0	0	0	0.0000
1- Dickinson H/ 2- Bufkin K/ 10- Collins F/ 11- Barnes I/ 25- Howard J/	00:00	1-0	1	∞	0	0	0	0	2.2727



**Michigan at Arizona**

11/21/21 T-Mobile Arena, Las Vegas  
2021-22 Men's Basketball

Officials: Doug Sirmons, Tony PAdilla, Paul Szelc

**Arizona**

Lineup	Time	Score	Score Diff	Pts/Min	Reb	Stl	Tov	Ass	PPP
0- Mathurin B/ 4- Terry D/ 10- Tubelis A/ 25- Kerr K/ 35- Koloko C/	18:14	44-27	17	2.4132	13	5	1	14	1.4103
0- Mathurin B/ 3- Larsson P/ 4- Terry D/ 25- Kerr K/ 35- Koloko C/	03:17	6-9	-3	1.8274	3	0	2	3	0.7500
0- Mathurin B/ 3- Larsson P/ 4- Terry D/ 5- Kier J/ 11- Ballo O/	03:12	3-6	-3	0.9375	4	0	1	1	0.6148
0- Mathurin B/ 4- Terry D/ 5- Kier J/ 10- Tubelis A/ 11- Ballo O/	02:36	4-4	0	1.5385	1	0	0	0	1.0000
4- Terry D/ 5- Kier J/ 10- Tubelis A/ 25- Kerr K/ 35- Koloko C/	02:32	6-2	4	2.3684	5	0	1	1	1.2605
3- Larsson P/ 5- Kier J/ 10- Tubelis A/ 11- Ballo O/ 25- Kerr K/	02:16	5-4	1	2.2059	2	0	2	1	1.2500
3- Larsson P/ 5- Kier J/ 24- Aiken Jr. K/ 25- Kerr K/ 35- Koloko C/	01:42	2-0	2	1.1765	1	1	0	0	0.6667
0- Mathurin B/ 4- Terry D/ 5- Kier J/ 11- Ballo O/ 35- Koloko C/	01:38	2-1	1	1.2245	2	1	1	0	0.6667
2- Bal A/ 20- Tubelis T/ 24- Aiken Jr. K/ 50- Mains J/ 53- Weitman G/	01:28	4-5	-1	2.7273	1	0	0	2	2.0000
0- Mathurin B/ 3- Larsson P/ 5- Kier J/ 11- Ballo O/ 35- Koloko C/	01:15	3-1	2	2.4000	1	0	0	1	1.5000
0- Mathurin B/ 3- Larsson P/ 24- Aiken Jr. K/ 25- Kerr K/ 35- Koloko C/	00:47	0-2	-2	0.0000	0	0	1	0	0.0000
0- Mathurin B/ 4- Terry D/ 5- Kier J/ 10- Tubelis A/ 35- Koloko C/	00:36	1-1	0	1.6667	1	0	1	0	0.6944
0- Mathurin B/ 3- Larsson P/ 10- Tubelis A/ 25- Kerr K/ 35- Koloko C/	00:17	0-0	0	0.0000	0	0	0	0	0.0000
0- Mathurin B/ 3- Larsson P/ 4- Terry D/ 5- Kier J/ 35- Koloko C/	00:10	0-0	0	0.0000	0	0	0	0	0.0000