

3 Pager – AP Basketball/Hockey Agate Changes —

The Associated Press has made changes to how it handles Basketball and Hockey agate formatting, using tables rather than semicolon-separated content to handle

tabs. This change has caused TownNews to make changes to its rulesets that format agate.

» CLIENT AND APPLIANCE UPDATE

For the agate update to work properly, the site must be on:

Client code: Version 5.41.10 or higher

Appliance: Version 2.24 or higher

If your site is Hosted TCMS and you have no appliance, you only need to client version of 5.41.10

This is a 3-page document. Read through all 3 pages before beginning the update.

» ADDING NEW RULESETS

There are 11 new rulesets that must be added. The SPAG_APTables_01_Main will need 17 new lines.

Step 1

Download the new rulesets. The rulesets are embedded in this PDF and are available at help.bloxcms.com.

Step 2

Log in to BLOX Total CMS, in the Web browser.

Step 3

Click the BLOX CMS button, click Settings and choose Translate

Rulesets.

Step 4

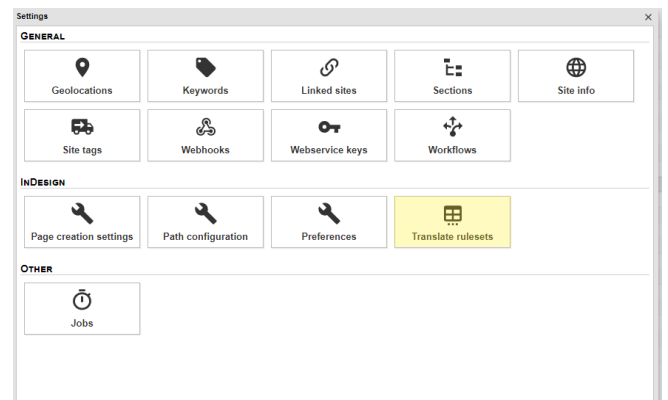
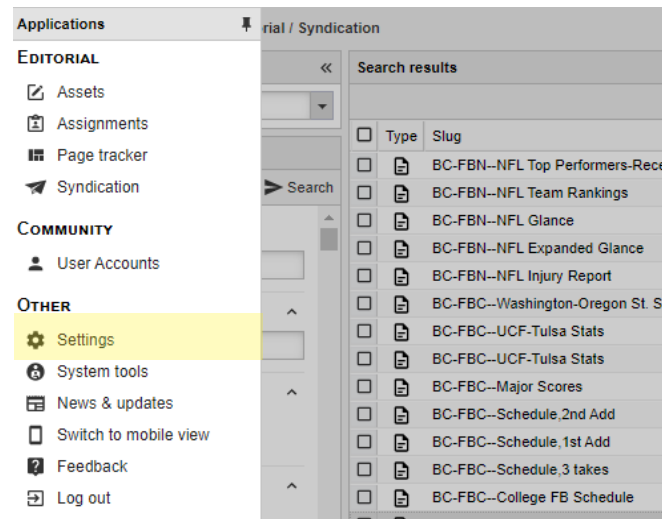
With NO rulesets selected, click the Ruleset button at the top right and choose Export rulesets. This will download a copy of the rulesets so that you can restore them if needed.

Step 5

Click the New button at the top left and select Import Rulesets.

Step 6

Navigate to and double-click each of the rulesets that you downloaded in Step 1 and want to upload.



Tip **A**PLIANCE updates have changed the browser interface. How you get to rulesets may differ from the directions. If you have not updated, click the BLOX CMS menu, hover over Settings, hover over InDesign and choose Translate Rulesets.

RULESETS

SPAG_APTables_BKC_Box
SPAG_APTables_BKC_Glance
SPAG_APTables_BKN_Box
SPAG_APTables_BK_Comparison
SPAG_APTables_BK_Leaders
SPAG_APTables_BK_Long_Box

SPAG_APTables_BKN_Box_Universal
SPAG_APTables_BK_NBA_Glances
SPAG_APTables_BK_STAX
SPAG_APTables_BK_TEAM_STAX
SPAG_APTables_HK_Game_Summaries
SPAG_APTables_HK_NHL_Glance

CS 5.5 OR CS6 SITES ONLY

SPAG_APTables_01_ID_CS

Directions are at the end of this document.

» EDITING THE PRIMARY AGATE RULESET

In addition to adding new rulesets, you must edit one existing ruleset — the SPAG_APTables_01_Main ruleset.

Step 1

Navigate to and open the SPAG_APTables_01_Main ruleset.

Step 2

After the recursive to baseball expanded standings, around line 25-30, click New and add a rule to handle special cases for basketball. You will add three rules. The line numbers can vary by site, so don't get hung up on the line number, but you want it after the recursive to baseball expanded boxes and BEFORE the call to `<&classWarfare:()>`.

Step 3

Around Line 61, after the recursives to Baseball Linescores, click New and add a rule to handle all basketball. You will add 10 rules and save them. The contents of the rules are below. Again, don't get hung up on the line number. You just want it after the recursive to baseball linescores.

Step 4

After you enter the basketball rules, add four more rules to handle hockey assets. The contents of the rules are below. Save and Close.

Line 25

RULE COMMENT: SPECIAL BASKETBALL

START TAG: //

END TAG:

TRANSLATE SCRIPT:

Line 26

RULE COMMENT: BKN Long Boxes false trigger normal boxes, so skip them

START TAG: Long Box</slug> (Include a space before tag)

END TAG:

TRANSLATE SCRIPT: <&skip:()>

Line 27

RULE COMMENT: Basketball Universal Boxes, 1. Works for proper Creative Cloud sites as well as legacy Creative Suite Sites.

START TAG: <slug>BC-BK

END TAG: Box</slug> (Include a space before tag)

TRANSLATE SCRIPT: <&recursive:(SPAG_APTables_BKN_Box_Universal,1)>

Line 62

RULE COMMENT: Basketball Rulesets

START TAG: //

END TAG:

TRANSLATE SCRIPT:

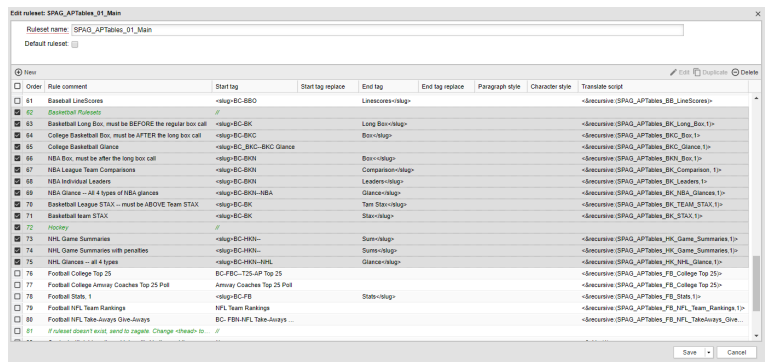
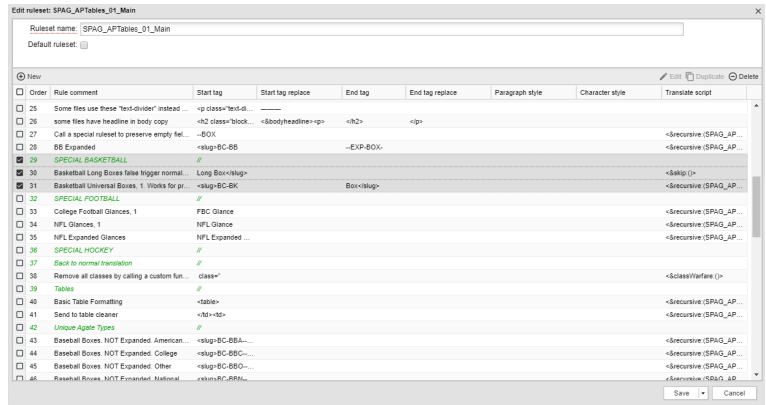
Line 63

RULE COMMENT: Basketball Long Box, must be BEFORE the regular box call

START TAG: <slug>BC-BK

END TAG: Long Box</slug>

TRANSLATE SCRIPT: <&recursive:(SPAG_APTables_BK_Long_Box,1)>



Line 64

RULE COMMENT: College Basketball Box, must be after the long box call

START TAG: <slug>BC-BKC

END TAG: Box</slug>

TRANSLATE SCRIPT: <&recursive:(SPAG_APTables_BKC_Box,1)>

Line 65

RULE COMMENT: College Basketball Glance

START TAG: <slug>BC-BKC-BKC Glance

END TAG:

TRANSLATE SCRIPT: <&recursive:(SPAG_APTables_BKC_Glance,1)>

Line 66

RULE COMMENT: NBA Box, must be after the long box call

START TAG: <slug>BC-BKN

END TAG: Box</slug>

TRANSLATE SCRIPT: <&recursive:(SPAG_APTables_BKN_Box,1)>

Line 67

RULE COMMENT: NBA League Team Comparisons

START TAG: <slug>BC-BKN

END TAG: Comparison</slug>

TRANSLATE SCRIPT: <&recursive:(SPAG_APTables_BK_Comparison,1)>

Line 68

RULE COMMENT: NBA Individual Leaders

START TAG: <slug>BC-BKN

END TAG: Leaders</slug>

TRANSLATE SCRIPT: <&recursive:(SPAG_APTables_BK_Leaders,1)>

Line 69

RULE COMMENT: NBA Glance – All 4 types of NBA glances

START TAG: <slug>BC-BKN-NBA

END TAG: Glance</slug>

TRANSLATE SCRIPT: <&recursive:(SPAG_APTables_BK_NBA_Glances,1)>

» EDITING THE PRIMARY AGATE RULESET

Line 70

RULE COMMENT: Basketball League STAX – must be ABOVE Team STAX

START TAG: <slug>BC-BK

END TAG: Team Stax</slug>

TRANSLATE SCRIPT: <&recursive:(SPAG_APTables_BK_TEAM_STAX,1)>

Line 71

RULE COMMENT: Basketball team STAX

START TAG: <slug>BC-BK

END TAG: Stax</slug>

TRANSLATE SCRIPT: <&recursive:(SPAG_APTables_BK_STAX,1)>

Line 72

RULE COMMENT: Hockey

START TAG: //

END TAG:

TRANSLATE SCRIPT:

Line 73

RULE COMMENT: NHL Game Summaries

START TAG: <slug>BC-HKN-

END TAG: Sum</slug>

TRANSLATE SCRIPT: <&recursive:(SPAG_APTables_HK_Game_Summaries,1)>

Line 74

RULE COMMENT: NHL Game Summaries with penalties

START TAG: <slug>BC-HKN-

END TAG: Sums</slug>

TRANSLATE SCRIPT: <&recursive:(SPAG_APTables_HK_Game_Summaries,1)>

Line 75

RULE COMMENT: NHL Glances – all 4 types

START TAG: <slug>BC-HKN-NHL

END TAG: Glance</slug>

TRANSLATE SCRIPT: <&recursive:(SPAG_APTables_HK_NHL_Glance,1)>

» INDESIGN CREATIVE SUITE SITES

If you are using InDesign CS 5.5 or CS6, you will likely need to add another ruleset — SPAG_APTables_01_ID_CS — and a few more lines to the *SPAG_APTables_01_Main.ruleset*. Because of the tagging in InDesign CS versions, certain assets will not style and format correctly. For example, if you place the NFL Glance, the NBA Glance or the NHL Glance and the games under the standings format as regular agate text with no hard returns to put each game on its own line, that is because of the way Adobe Creative Suite versions tag things.

What happens when you eventually upgrade to Adobe Creative Cloud versions of InDesign? Nothing. You can leave this in and it will not hurt anything.

If you are not experiencing this problem, you do not have to do this part of the update.

Step 1

Navigate to and open the SPAG_APTables_01_Main.ruleset.

Step 2

Click on Line 2 and Click New and add a rule to begin handling CS versions. You will add four rules.

Step 3

Save and Close.

Line 3

RULE COMMENT: Insert version

START TAG: <

END TAG:

TRANSLATE SCRIPT: <&insert:(versioniscc)>

Line 4

RULE COMMENT: Skip line to add hard return after h tags in pre-CC versions

START TAG: <versioniscc>>true</versioniscc>

END TAG:

TRANSLATE SCRIPT: <&skip:(1)>

Line 5

RULE COMMENT: Clean up pre-CC versions

START TAG: <

END TAG:

TRANSLATE SCRIPT: <&recursive:(SPAG_APTables_01_ID_CS)>

Line 6

RULE COMMENT: Remove ID version tag

START TAG: <versioniscc>

END TAG: </versioniscc>

TRANSLATE SCRIPT: <&kill:>