


Getting the flu shot during the COVID-19 pandemic is of utmost importance this flu season.

For more information, please find the complete Flu Reports at:

<https://chfs.ky.gov/agencies/dph/dehp/Pages/influenza.aspx>.

To find where you can get your flu shot: <https://vaccinefinder.org/>.

| | | | |
|---|------------|---|--|
| Number of New Cases Reported this Week | 3 | <ul style="list-style-type: none"> ● No Activity ● Sporadic ● Local ● Regional ● Widespread | Current Influenza Activity Level: Sporadic  |
| Number of Confirmed Cases for 2020-2021 Influenza | 156 | | |

Sporadic: Small numbers of laboratory-confirmed influenza cases or a single laboratory-confirmed influenza outbreak has been reported, but there is no increase in cases of ILI.

***Confirmed:** Laboratory confirmed influenza cases are determined using the following test methods: RT-PCR, nucleic acid detection or viral culture. Laboratory-confirmed cases are reportable in Kentucky. (Please note that positive results using rapid influenza antigen tests are not included in this report).

Influenza-like Illness (ILI) Case Definition: Fever ($\geq 100^{\circ}\text{F}$ [37.8°C], oral or equivalent, PLUS Cough -OR- Fever ($\geq 100^{\circ}\text{F}$ [37.8°C], oral or equivalent, PLUS Sore Throat -OR- Fever ($\geq 100^{\circ}\text{F}$ [37.8°C], oral or equivalent, PLUS Cough *and* Sore Throat (in the absence of a known cause other than influenza).

Total Deaths Reported for 2020-2021 Influenza Season

| | |
|----------------|--------------------|
| Under 18 Years | 18 Years and Older |
|----------------|--------------------|

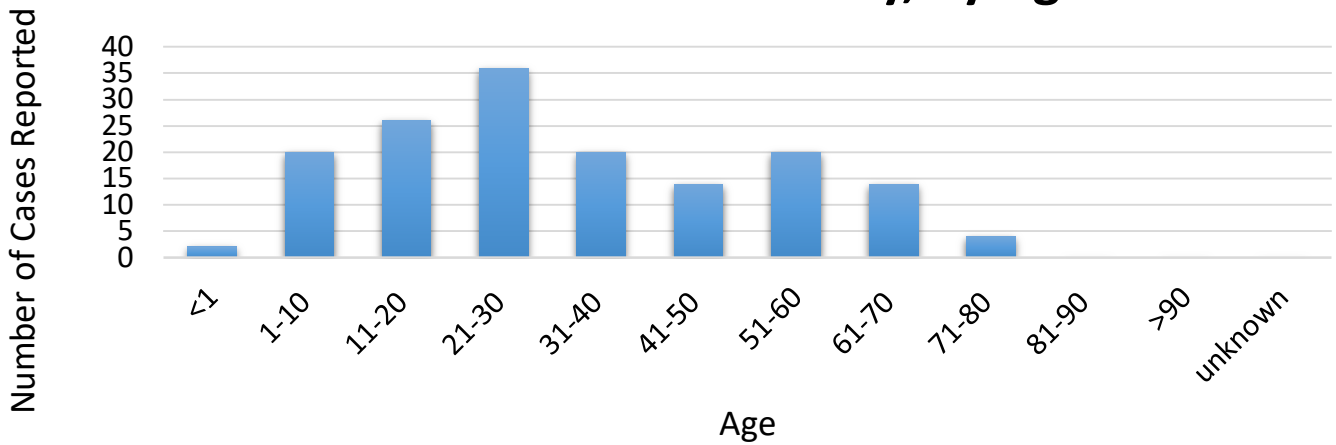
| | |
|---|---|
| 0 | 1 |
|---|---|

Total number of those deaths due to Influenza/COVID-19 coinfection

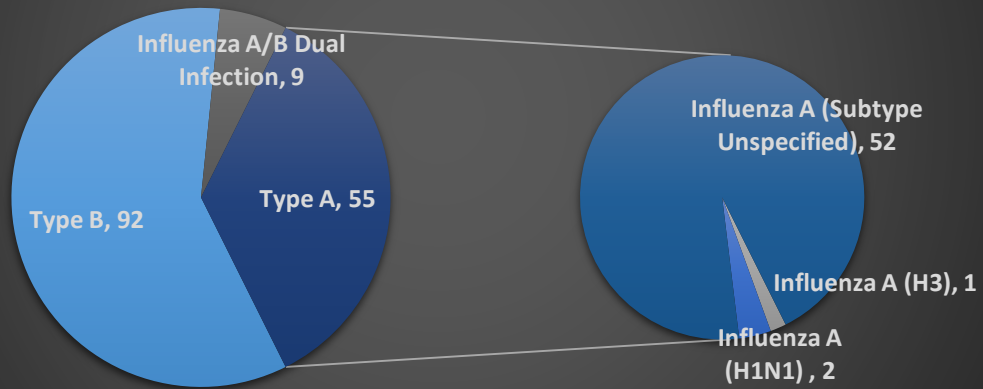
| | |
|----------------|--------------------|
| Under 18 Years | 18 Years and Older |
|----------------|--------------------|

| | |
|---|---|
| 0 | 1 |
|---|---|

2020-2021 Total Laboratory *Confirmed Influenza Cases in Kentucky, by Age



Total 2020-2021 Influenza Virus Types Reported in Kentucky



Number of Regions with Increased ILI Activity for 2020-2021 Influenza Season

| MMWR Week 06 | Season Total |
|-----------------|-----------------|
| 1 of 17 Regions | 4 of 17 Regions |

Number of Regions with Confirmed Flu Cases for 2020-2021 Influenza Season

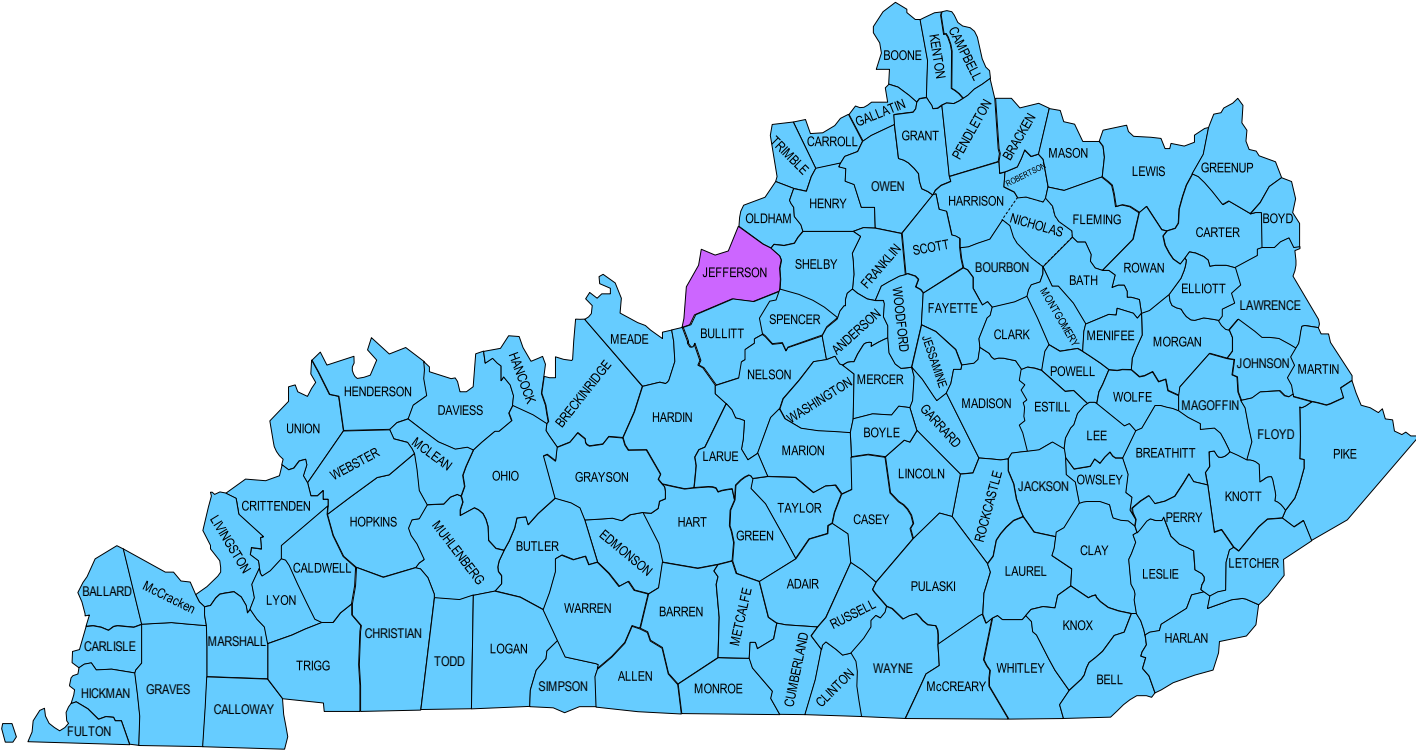
| MMWR Week 06 | Season Total |
|-----------------|-----------------|
| 3 of 17 Regions | 5 of 17 Regions |

Number of Long-Term Care Facility Outbreaks for 2020-2021 Influenza Season

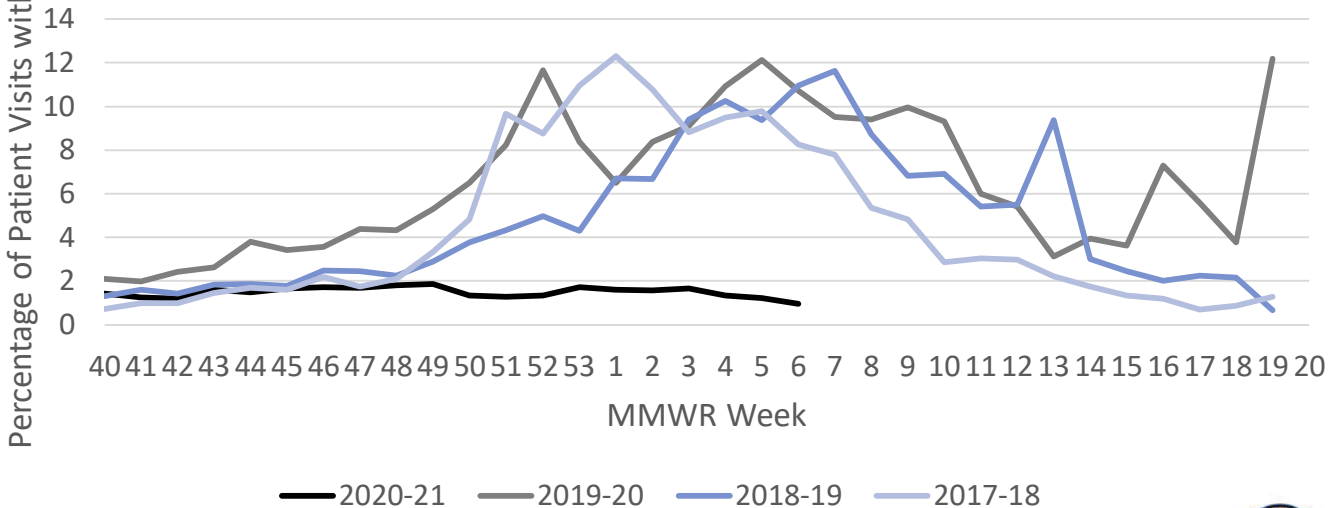
| MMWR Week 06 | Season Total |
|-----------------|--------------|
| 0 of 17 Regions | 2 Outbreaks |

County Flu Activity – MMWR WK 06

- Unknown – no activity reported
- Decreasing – less activity than previous week
- Plateau – no change in activity since previous week
- Increasing – more activity than previous week



Percentage of Patient Visits with ILI in Kentucky by MMWR Week Reported by ILINet Providers Statewide



MMWR Week 06: Total *Confirmed Influenza Cases by County

| County | MMWR Week 06 | 2020-2021 Season Total |
|--------------|--------------|------------------------|
| Adair | 0 | 0 |
| Allen | 0 | 9 |
| Anderson | 0 | 0 |
| Ballard | 0 | 0 |
| Barren | 0 | 8 |
| Bath | 0 | 0 |
| Bell | 0 | 1 |
| Boone | 0 | 0 |
| Bourbon | 0 | 0 |
| Boyd | 0 | 0 |
| Boyle | 0 | 0 |
| Bracken | 0 | 0 |
| Breathitt | 0 | 3 |
| Breckinridge | 0 | 0 |
| Bullitt | 0 | 0 |
| Butler | 0 | 0 |
| Caldwell | 0 | 0 |
| Calloway | 0 | 0 |
| Campbell | 0 | 1 |
| Carlisle | 0 | 0 |
| Carroll | 0 | 0 |
| Carter | 0 | 0 |
| Casey | 0 | 0 |
| Christian | 0 | 0 |
| Clark | 0 | 0 |
| Clay | 0 | 0 |
| Clinton | 0 | 0 |
| Crittenden | 0 | 0 |
| Cumberland | 0 | 1 |
| Daviess | 0 | 0 |
| Edmonson | 0 | 1 |
| Elliott | 0 | 0 |
| Estill | 0 | 0 |
| Fayette | 1 | 3 |
| Fleming | 0 | 0 |
| Floyd | 0 | 10 |
| Franklin | 1 | 2 |
| Fulton | 0 | 0 |
| Gallatin | 0 | 0 |
| Garrard | 0 | 1 |

| County | MMWR Week 06 | 2020-2021 Season Total |
|------------|--------------|------------------------|
| Grant | 0 | 0 |
| Graves | 0 | 0 |
| Grayson | 0 | 0 |
| Green | 0 | 0 |
| Greenup | 0 | 0 |
| Hancock | 0 | 0 |
| Hardin | 0 | 4 |
| Harlan | 0 | 1 |
| Harrison | 0 | 2 |
| Hart | 0 | 1 |
| Henderson | 0 | 0 |
| Henry | 0 | 0 |
| Hickman | 0 | 0 |
| Hopkins | 0 | 0 |
| Jackson | 0 | 0 |
| Jefferson | 0 | 17 |
| Jessamine | 0 | 0 |
| Johnson | 0 | 2 |
| Kenton | 0 | 0 |
| Knott | 0 | 9 |
| Knox | 0 | 0 |
| Larue | 0 | 0 |
| Laurel | 0 | 0 |
| Lawrence | 0 | 0 |
| Lee | 0 | 0 |
| Leslie | 0 | 9 |
| Letcher | 0 | 4 |
| Lewis | 0 | 0 |
| Lincoln | 0 | 0 |
| Livingston | 0 | 0 |
| Logan | 0 | 2 |
| Lyon | 0 | 0 |
| Madison | 0 | 0 |
| Magoffin | 0 | 0 |
| Marion | 0 | 1 |
| Marshall | 0 | 0 |
| Martin | 0 | 0 |
| Mason | 0 | 0 |
| McCracken | 0 | 0 |
| McCreary | 0 | 0 |

| County | MMWR Week 06 | 2020-2021 Season Total |
|------------|--------------|------------------------|
| McLean | 0 | 0 |
| Meade | 0 | 0 |
| Menifee | 0 | 0 |
| Mercer | 0 | 0 |
| Metcalfe | 0 | 3 |
| Monroe | 0 | 0 |
| Montgomery | 0 | 0 |
| Morgan | 0 | 0 |
| Muhlenberg | 0 | 0 |
| Nelson | 0 | 0 |
| Nicholas | 0 | 0 |
| Ohio | 0 | 0 |
| Oldham | 0 | 0 |
| Owen | 0 | 0 |
| Owsley | 0 | 0 |
| Pendleton | 0 | 0 |
| Perry | 0 | 15 |
| Pike | 1 | 37 |
| Powell | 0 | 0 |
| Pulaski | 0 | 0 |
| Robertson | 0 | 0 |
| Rockcastle | 0 | 0 |
| Rowan | 0 | 0 |
| Russell | 0 | 0 |
| Scott | 0 | 2 |
| Shelby | 0 | 0 |
| Simpson | 0 | 1 |
| Spencer | 0 | 0 |
| Taylor | 0 | 0 |
| Todd | 0 | 0 |
| Trigg | 0 | 0 |
| Trimble | 0 | 0 |
| Union | 0 | 0 |
| Warren | 0 | 4 |
| Washington | 0 | 0 |
| Wayne | 0 | 0 |
| Webster | 0 | 0 |
| Whitley | 0 | 0 |
| Wolfe | 0 | 2 |
| Woodford | 0 | 0 |

Kentucky National Electronic Disease Surveillance System (NEDSS) and U.S. Outpatient Influenza-like Illness Surveillance Network (ILINet) Data. Department for Public Health, Cabinet for Health and Family Services, Frankfort, Kentucky, [February 7, 2021 – February 13, 2021].