

Tillamook  
Headlight Herald



# HOME & GARDEN SHOW



**Brought to you by**  
**Tillamook County Solid Waste,**  
**Major Sponsor**

North Coast  
**CITIZEN**

**Saturday, April 30**  
9 am to 4 pm  
**Sunday, May 1**  
11 am to 4 pm

**FREE ADMISSION**  
at Tillamook County  
Fairgrounds

Tillamook Beekeepers Association is Presenting  
**Bee Day 2022**



Tillamook Beekeepers Association is presenting

# Bee Days 2022



Observation hive with live bees  
for the public to enjoy



Stop by our  
booth at the  
Home & Garden  
Show

We are selling Honey,  
Baseball Caps & Patches

Get your Raffle ticket to enter to win  
a beautiful hand-crafted and  
hand-painted beehive titled  
"Cape Meares" complete with frames  
and foundations.

(drawing on Sunday May 1st at  
3:00 p.m. with a second place \$100  
gift certificate for TCCA farm Store).

To sign up for bee classes  
and introduction to Bee Keeping  
go to: [www.tillamookbeekeepers.org](http://www.tillamookbeekeepers.org)  
for more information

Next bee keeping class is May 7<sup>th</sup> at 1:00pm to 3:30pm  
Port of Tillamook Bay Conference Room

H48672

## A message from our Major Sponsor, Tillamook County Solid Waste

David McCall  
Tillamook County Solid Waste  
Program Manager

Following two LONG years of limitations, we are really excited to get back together and meet folks at this year's Home & Garden Show!

During that long, but yet short period of time, we saw a 28% increase in the quantity of trash we generated, paired with a 37% increase in the amount of recycling we collected. As you may have heard me say, you can rest assured that every pound of recyclable material we collect in Tillamook County is truly recycled. We verify the practices in place at the locations to which we market our recyclables, so that we know the materials you so fastidiously separate for recycling are actually transformed into new products. With every truck load of materials we ship directly to recycling facilities, we know that:

- your cardboard is processed into pulp and then new cardboard boxes,
- your tin cans are smelted and made into rebar for the construction industry,
- your Styrofoam is com-



pacted and then extruded into coat hangers,

- your milk jugs are recycled into pellets used to make new buckets or composite lumber,
- your glass is melted and made into new wine bottles, beer bottles, or canning jars,
- your computers and printers are disassembled and sent to smelters so that the valuable metals can be reclaimed and used in new electronics, and so on.

Throughout the Home & Garden Show, the Tillamook County Master Recyclers will be on hand to help: explain how plastic pollution in the ocean turns into microplastics on the beach, and how you can help tackle this problem before it poses a health risk to beachgoers or an economic backlash to our local economy, advise how you can

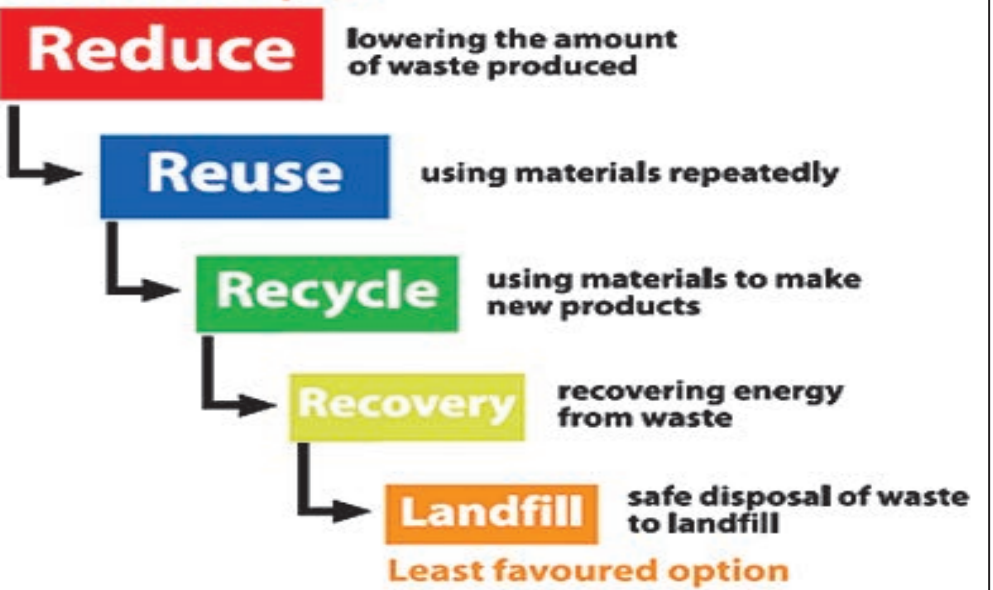
save money while limiting the impact you have washing clothes, including setting you up with an environmentally friendly starter kit, quiz you on your knowledge of what can and cannot be recycled at any of the facilities located throughout the county, make sure you are aware of the upcoming dates for our household hazardous waste collection events, help prepare you for a summer full of home improvements, including a special discount opportunity for some locally collected and recycled latex paint, and accept your red plastic sharps containers for safe disposal.

As part of the DEA's nationwide Drug Takeback Day, we will also be taking back prescription and over-the-counter drugs on Saturday, April 30th 10:00 am – 2 pm. Just bring them in and drop them in the collection box! (No liquids, please!)

In exchange for your conversations and involvement we will have several types of rewards available, so that you can kick off a Season of Home Improvements in a way that reduces your environmental impact.

I look forward to seeing you Saturday or Sunday!

### Most favored option





# The buzz at the show is our very own Tillamook Beekeepers Assoc.

**Brad York**  
President Tillamook  
Beekeepers Assoc.

We, at the Tillamook Beekeepers Association, are excited to be part of this year's Home and Garden Show. Over the past year or so our membership has grown so rapidly,

even we are shocked. Since the beginning of 2022 we have added more than 40 new beekeepers to our numbers.

This year we have started our own queen rearing operation which will be a huge advantage to local beekeepers needing new queens for their existing hives or add-



ing a new queen to splits. Splitting hives is a natural way for bees to expand, and by adding a queen grown locally, the process of starting a new hive is expedited by as much as 4 weeks. Given our short season here in the Pacific Northwest, that too is a huge advantage.

In addition to this exciting new queen rearing project, members have the opportunity to use our Honey House to extract honey using commercial grade extraction equipment in a commercial grade kitchen. The Honey House saves the typical hobbyist beekeepers hundreds of dollars each year.

Group purchase of new bee colony nucleus this year saved each beekeeper another \$50 or more for much-needed new bees to replace losses and expand the numbers of hives in their personal apiaries. We brought in 150 new colonies on the 23rd of April, which is twice as many bees as we have ever brought in to start a new season. 150 new colonies, that on the average have 10,000 to 12,000 bees, means that the Tillamook region just got a boost of somewhere between 1 million five hundred thousand to 1 million eight hundred thousand new bees to help pollinate the fruits, vegetables, and flowers in your garden.

Our education director continues to hold classes for new beekeepers wherein she teaches just about everything imaginable that a new-

bee beekeeper would need to know to get started in this exciting hobby adventure. The next beginning beekeeping class will be held on May 7th at 1:00 to 3:30 and will be held at the Port of Tillamook Bay Conference Room on Blimp Blvd. Go to [tillamookbeekeepers.org](http://tillamookbeekeepers.org) to sign up for the class or learn more about our association.

Stop by our booth at the Home and Garden Show and learn about the amazing honey bee. We will have an observation hive with about 10,000 bees visible for all to see. Try to find the queen and observe her in action as she lays her eggs in the wax comb cells that were brilliantly constructed by her working bee crew. The queen lays as many as 1500 eggs every day during the Spring and Summer months.



Come see us at the

## Home & Garden Show

Saturday, April 30 &  
Sunday, May 1, 2022

Tillamook County Fairgrounds

Stop by the Tillamook  
PUD booth for

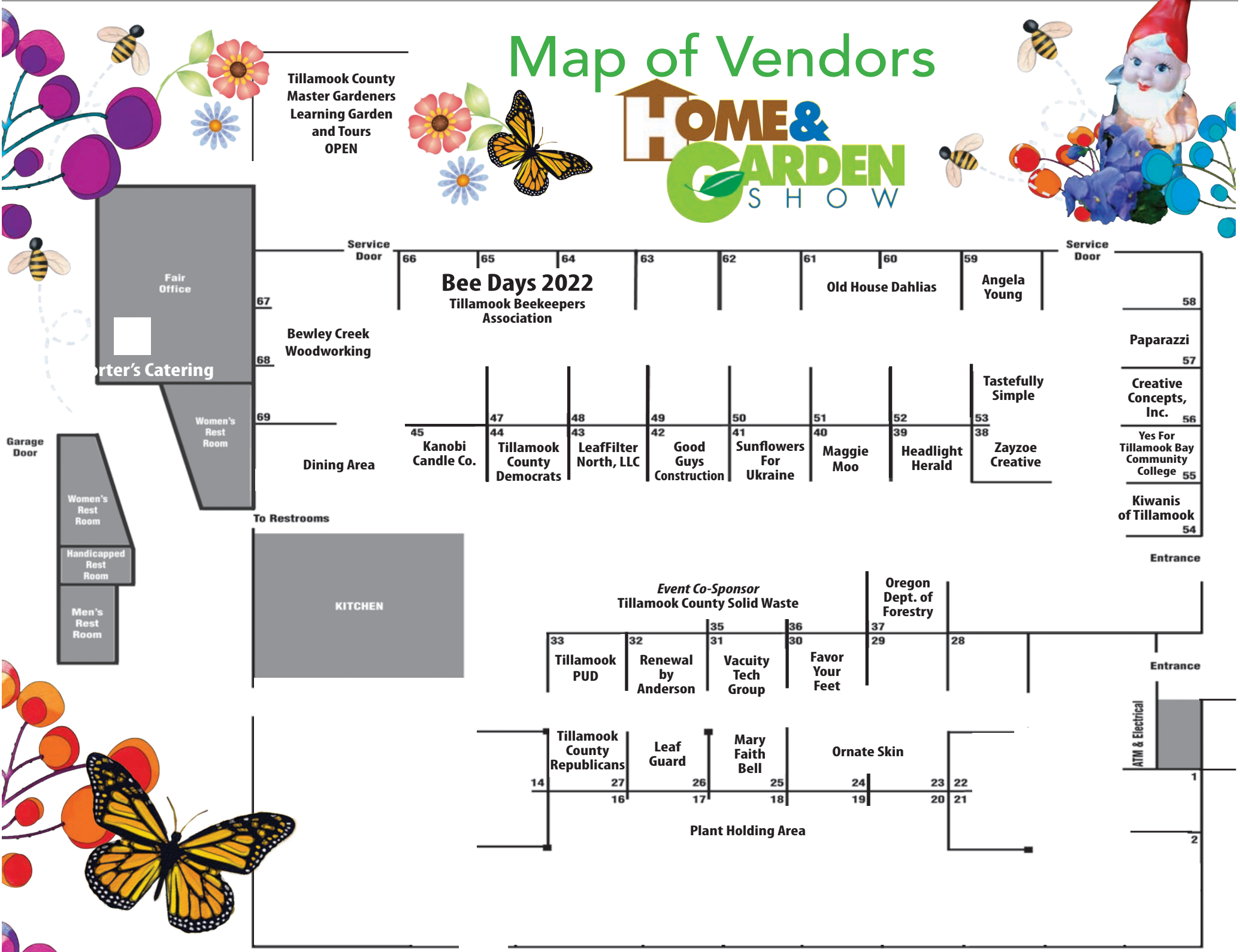
- Energy Efficiency Tips
- Energy Rebate Program Info
- Cool Giveaways and Prizes

**We hope to see you there!**

**Tillamook PUD**

PO Box 433 • 1115 Pacific Ave  
Tillamook, OR 97141  
503.842.2535 • [www.tpod.org](http://www.tpod.org)





The Headlight Herald is published weekly by  
Country Media, Inc.  
1908 2nd St. / P.O. Box 444, Tillamook, OR 97141  
503-842-7535 • Toll Free 800-275-7799  
Fax 503-842-8842  
Publisher: Joe Warren • 503-842-7535  
jwarren@countrymedia.net  
Advertising: 503-842-7535  
headlightads@countrymedia.net

Presented by  
**Tillamook**  
**Headlight Herald**  
April 30 & May 1, 2022



# Support Sunflowers for Ukraine at the show

There is such great need for support in Ukraine! Children are uniquely impacted by the war there. A small group of concerned Nehalem and Cannon Beach citizens saw the opportunity to raise awareness and support of Ukrainian children by planting sunflower seeds,

as sunflowers are the national flower of Ukraine. At the Tillamook Headlight Herald's Home and Garden Show they will offer at least 5 different types of sunflower seedlings, including the American Giant Hybrid which can grow to 14-16 ft high! There will also be raffle items.

All proceeds from the booth will go directly to the nonprofit Save the Children. The team ID # is TRT-4128, "Sunflowers for Ukraine." With that ID, checks can also be sent directly to Save the Children, PO Box 97132, Washington DC 20090.



## Sunflowers for Ukraine



Visit our booth and join in our Save the Children fund-raiser effort.

For sale:

- Select from more than five varieties of sunflower seedlings
- Smaller items such as buttons, stickers, and bracelets
- Showcasing a beautiful sunflower wall quilt made by Michelle Vinciguerra

*All proceeds will go directly to Save the Children, who will use the funds to aid the traumatized, hungry and homeless children of Ukraine.*

Further information about Save the Children can be found on their website, [www.savethechildren.org](http://www.savethechildren.org).

H20244

## Budget-friendly ways to upgrade a landscape

An inviting, well-tended landscape can add significant curb appeal to a home. Such a landscape also can serve as a point of pride and welcome homeowners each evening as they arrive home from work.

Landscaping projects run the gamut from simple changes that can be accomplished on a weekend afternoon to more significant and costly undertakings that require the work of a professional. Budget-conscious homeowners may be looking for simpler projects, and the following are some less costly ways to upgrade a landscape.

- Add a pop of color with planters. Awe-inspiring colors can make a landscape stand out from surrounding properties. Flowers, bushes and plants may be the first thing homeowners consider when trying to add color to their lawns, but planters can provide a more immediate

way to give exterior grounds some color. Bold planters won't lose their color in a matter of weeks like many flowers do, and homeowners can switch planters so the colors align with the season. For example, some pastel planters can evoke the spirit of spring, while orange planters can be filled with mums to give a landscape an autumnal feel.

- Plant perennials around the property. Well-maintained perennials grow back each year, making them ideal for homeowners who don't have the time or desire to map out new gardening arrangements each spring. Planting perennials also is a great way to add color around the property without breaking the bank.

- Upgrade walkways. Though it's more expensive than adding planters and planting perennials, upgrading old and cracked walkways is a great way to give a property a whole

new look. According to the renovation experts at HomeAdvisor, homeowners typically pay between \$6 and \$12 per square foot for new concrete walkway installation. Homeowners working on a budget can target spots where walkways have already cracked and fix those areas first before continuing the project piecemeal until all the old walkways have been replaced.

- Plant to create privacy. Homeowners spent more time

at home than ever before during the pandemic, and some might have grown tired of seeing what their neighbors are up to. Fencing might be the first solution homeowners consider when looking to make their landscapes more private. But new fencing installation can be expensive,

■ See **UPGRADE**, Page 6

**Cement Mushrooms**  
by Angela Young  
**Perfect for your garden or yard**



I look forward to meeting you at the Home & Garden Show, Angela

[angela.young60@icloud.com](mailto:angela.young60@icloud.com)

**Mobile fit station for Superfeet insoles**



I am a fit specialist. I work with each person one-on-one to:

- Evaluate the shape of the feet and match up one of 9 patented shape insoles to support the foot, align the body and fit the shoe.
- Prevent pronation, plantar Fasciitis, neuromas, shin splints, tendonitis, knee, hip and lower back pain.
- Offer a 60 day unconditional guarantee or your money back.

Jeri Mandelbaum, Custom Fit Specialist for Washington, Oregon & Idaho

H20197

## WILDFIRE...

*If you think it can't happen to you, think again.*

**LEARN HOW TO PROTECT YOURSELVES**

**AND YOUR COMMUNITY**

**FROM A WILDFIRE.**

Do you know the **10 steps** on how to prepare your structure to be more safe during an event of a wildland fire?



**Come Visit us at the Tillamook Headlight Herald Home & Garden Show**

H48632





**We make it our business to help you breathe easier**

There comes a time when children with asthma or adults with COPD would like a little help with their breathing difficulties, or others who just want a cleaner indoor environment. We have developed an Eco-system to help with this that starts with our mobile air filtration unit and expands with accessories and affiliations.



**Tillamook County Democrats**

**invite you to visit their  
Home & Garden Show booth.**

**Help us sow seeds of hope and  
compassion and justice.**

**Free bags of seeds for as long as they last!**

***Paid for by tillcodems.org***

H20154

# Container gardening for beginners

Gardening is a rewarding activity that gardening enthusiasts can't wait to get back to once the weather warms up. Many gardeners find getting their hands dirty while tending to a garden can be a great form of escapism. In addition, growing one's own fruits and vegetables can be great for the environment.

Though it's easy to assume gardening is an activity exclusive to homeowners with their own yards, that's not the case at all. Container gardening can make it possible for anyone to garden regardless of where they live.

The benefits of container gardening go beyond making gardening accessible to everyone. Many plants grown in containers are less susceptible to disease than plants grown in the soil, which can reduce reliance on potentially harmful pesticides. Container gardens also tend to be easier



to maintain than traditional gardens, making gardening more doable for people with especially hectic schedules.

Container gardening can be simple, and novices can consider these tips when planning and ultimately tending to their first gardens.

- Conduct a light audit. Walk around your home to determine where your plant can be placed so it gets as much light as it needs to

thrive. Some plants need a lot of light, while others can thrive with a lot less. By conducting a light audit before choosing plants, you can determine if your home is most conducive to plants that require a lot of a light or those that need little light to get by.

- Make sure containers have ample drainage. The

■ See **CONTAINER**, Page 7

## Upgrade

Continued from Page 5

costing homeowners between \$1,667 and \$4,075 on aver-

age, according to BobVila.com. A more costly and natural solution is to plant trees around the perimeter. Speak with a local landscaping professional, who can survey the property to see which trees might thrive and provide the

privacy homeowners want. Creating an inviting landscape doesn't have to break the bank. Various small and relatively inexpensive projects can change the look and feel of a home's exterior.



**Micheal Miller / Owner**  
(503) 851-5672  
mike.ggcinc@gmail.com  
Office: (503) 884-8740



**FREE ESTIMATES**  
**Residential & Commercial**  
•Licensed •Bonded •Insured  
CCB#219922



## GOOD GUYS CONSTRUCTION INC.

•Roofing •Siding •Dry Rot Repair •Drywall •Demo •Paint •Tile & Vinyl  
•Lead Renovation •Restoration •Carpentry & MORE!



**Building Trust with "Good Guys"**  
**Good Guys Construction Inc.**  
**will get the job done!**

Our projects include both repairs and restorations. Occupied job sites are never a problem. We can also plan, manage, and build multi-phase jobs.

**We believe in working together to meet your needs.** We offer a beginning-to-end client experience that includes seamless communication, budget forecasting, on-site and off-site organizational planning and management, and solid, quality Good Guy handiwork every time.

**We serve:**

Tillamook County  
Lincoln County  
Marion County  
Polk County

Yamhill County  
Benton County  
Washington County  
Linn County & MORE!

[www.goodguysconstruction.org](http://www.goodguysconstruction.org)

H48771



## 6 ways to make your garden more successful

Homeowners enjoy gardening for many different reasons. In addition to adding beauty to a property, gardens can offset grocery costs by yielding tasty produce. They also offer important habitats and food sources for both insects and animals.

While growing a vegetable or flower garden can turn into a rewarding hobby, or even a passion, gardening also can be overwhelming — particularly when the results are less than stellar. Novice gardeners have scores of resources at their disposal, including the advice of gardeners who have made mistakes and learned from them. The following guidance can make home gardens that much more successful.

### 1. Start small.

You may have visions of an expansive garden growing rows of crops or acres of flowers. But it is smart to start small and build on what you find successful, which includes plants that thrive in your lawn and garden.

This also is beneficial if you are unsure of vegetable yields. Several blooming plants producing bushels of crops can be overwhelming, especially if you can't get to harvesting or cooking them in a timely fashion.

### 2. Assess the soil.

Plants need nutrient-rich soil to encourage extensive root systems and produce strong, hardy plants, accord-



ing to the gardening resource GrowVeg. Nourish soil with organic matter, such as manure, compost, shredded leaves, and natural mulch. Add this organic matter in the off-season to give it enough time to be incorporated into the ground before spring. You can have your soil tested for pH and other characteristics that make it friendly or averse to plants at a local garden center.

### 3. Arm yourself with knowledge.

Do you know how deeply to plant seeds and how far apart to space plants? Are you aware of the sunlight needs of certain flowers or plants? If not, read the packaging and do your research so your plants have the best chance of not only sprouting, but also surviving. Many people prefer to start seedlings indoors in late winter and then transfer those plants outdoors when they are stronger and more established.

### 4. Sit in your yard and observe.

Watch the way the sunlight dances over areas of your landscape. Take note of which areas get the most sun and shade. This will help you plan what to plant and where to plant it. Vegetable gardens tend to need ample sunlight to bear pick-worthy produce. You can give plants a leg up by growing them in optimal conditions.

### 5. Choose hardy varieties.

Certain plants have been bred to thrive in your climate, including heat-tolerant plants for climates with sweltering summer sun. Consult with a local gardening center to figure out which plant zone you are in and which plants will do best within that zone.

### 6. Use rainwater.

Rainwater contains fewer contaminants and additives than tap water, which can benefit garden plants.

water to drain out from the pot.

• Don't forget to feed your plants. Potting soil won't necessarily have nutrients that plants can access, so many container gardeners must fertilize the soil so plants can thrive. Good Housekeeping notes that watering with diluted fish emulsion, seaweed extract or compost tea can help plants thrive. Feed once every two weeks to start, adjusting the schedule thereafter depending on how the plants

respond.

• Seek advice. Local gardening centers can be great resources for novice container gardeners. Such centers can recommend plants with a history of thriving in the area as well as plants that might be more compatible when containers are placed next to one another.

Container gardening can bring gardening to any home, whether it's a light-filled private home or an apartment where sunlight is sparse.

COME VISIT THE  
MOST TRUSTED NAME IN  
**WINDOWS & PATIO DOORS**  
BY HOMEOWNERS



**RENEWAL**  
by **ANDERSEN**  
FULL-SERVICE WINDOW & DOOR REPLACEMENT



*Tillamook County Republican  
Central Committee*



Come to the Headlight Herald Home and Garden Show

Join the fun of a Community Get-Together

We will have handouts and give aways

H20248

## GARD-N-HOOK: The best tool you never had!

### Gard-N-Hook



- Hangs flower baskets and bird feeders without using a ladder.
- Drags nursery pots, storage boxes, recycle bins and garbage cans.
- Lifts and retrieves holiday ornaments, wreaths and garlands.

A versatile DIY tool, if you can get a hook onto something, you can lift it, drag it, pull it or tow it with Gard-N-Hook!

10" tall x 3" wide x 1" deep x 5oz.

Check out our videos on [gard-n-hook.com](http://gard-n-hook.com)!

H20283

## Container

Continued from Page 6

gardening experts at Good Housekeeping note that drainage holes are essential when choosing containers. Waterlogged soil can be fatal for plants, so there must be ample drainage in the container. Don't focus too much on the size of the holes, just make sure that they allow excess



**paparazzi**  
INDEPENDENT CONSULTANT

**Beverly McGlin** \$5  
shimmerstreet.com  
FB.com/ShimmerStreet  
bybeverlymcglin  
Beverly.mcglin@gmail.com



**Corium 21 Aloe Vera Skin Cream**

Made with Aloe Barbadensis Miller and a precise balance of nutrients, vitamins and emollients that have the potential to restore serious skin conditions.

**Corium21cream.com**  
Visit us at the  
**Corium 21 Cream booth**

H20284

# Outdoor improvements that boost home value

Whether home improvement projects are design to improve the interior or exterior of a house, focusing on renovations that make the most financial sense can benefit homeowners in the long run. The right renovations can be assets if and when homeowners decide to sell their homes.

So how does one get started? First and foremost, speak to a local real estate agent who is knowledgeable about trends in the community. While a swimming pool may be something coveted in one area, it may impede sales in another. It also helps to study generalized trends and data from various home improvement industry analysts to guide upcoming projects.

The following outdoor projects are just a few renovations that tend to add value.

- Fire pit: A fire pit is

a great place to gather most months of the year. Reports say a fire pit realizes a 78 percent return on investment, or ROI.

- Outdoor kitchen: Many buyers are looking to utilize their yards as an extension of interior living areas. Cooking, dining and even watching TV outdoors is increasingly popular. Outdoor living areas can be custom designed and built. In addition, prefabricated modular units that require a much smaller commitment of time and money are available.

- Patio: Homeowners who



do not already have a patio will find that adding one

can increase a home's value. Patios help a home look neat,

add useable space and may help a home to sell quickly.

The experts say that refinishing, repairing and building a new patio offers strong ROI.

- Deck: Deck can be as valuable as patios. A deck is another outdoor space that can be used for entertaining, dining and more. Reports indicate that an \$11,000 deck can add about \$9,000 in resale value to the home, recouping around 82 percent of the project's costs.

- Door update: Improve curb appeal with a new, high-end front door and garage doors. If that's too expensive, a good cleaning and new coat of paint can make an old door look brand new. These easy fixes can improve a home's look instantly.

- New landscaping: An outdoor makeover that includes well-thought out landscaping can net 105 percent ROI. Installing a walkway, adding stone planters, mulching, and planting shrubs are ideas to consider.

Many different outdoor projects can add value to a home.

**FREE** **Tastefully Simple** **SAMPLES**

**Denise Hawley Local Consultant**  
**503-457-5076**  
**tastefullysimple.com/web/dhawley**

**SHIRLEY VAUGHN BRONZE LEADER**  
**305-849-7948**  
**TASTEFULLYSIMPLE.COM/WEB/SVAUGHN5**

**FUNDRAISERS, TASTING EVENTS, NOW HIRING**

H20261



Vote YES on May 17 to support a \$14.4 million bond measure for Tillamook Bay Community College. These funds will provide a new education building and training for students in nursing and other healthcare careers for jobs right here in Tillamook County.

**Vote yes on  
Measure 29-165  
for local  
education & training!**

**Paid for by Yes For Tillamook Bay Community College  
Committee, P.O. Box 1056, Tillamook, OR 97141**

H20258



# How to stay safe on DIY projects

Home improvement projects can be costly. Depending on the scope of the project, the choice of materials and the skill level involved to see the project through to successful completion, homeowners could be on the hook for thousands of dollars or even more when renovating their homes.

One popular way homeowners look to cut such costs is to do some, if not all, of the work themselves. Indeed, do-it-yourselfers can save a considerable amount of money. Estimates from the U.S. Census Bureau's American Housing Survey indicate that homeowners can save anywhere from 50 to 80 percent on DIY projects compared to what they might pay for comparable work to be performed by a contractor. However, the key there is "comparable." Cost overruns could derail DIY savings rather quickly if homeowners have little renovating skill or experience. But homeowners' wallets aren't the only thing in jeopardy if a DIY project goes awry.

Renovation projects require attention to detail, and that includes an emphasis on safety. Homeowners who are injured on DIY projects may face costly medical bills, while projects that are completed without incident could later pose safety hazards that require work to be redone, which is both expensive and a threat to personal safety in the interim. DIYers need not be discouraged from taking projects on themselves, but they should heed these tips to stay safe when working on their homes.

- Make sure you choose the right ladder. DIYers may spend ample time shopping for drills and other electronic tools and gadgets that are fun to use. But ample time also must be afforded to the type of ladder you intend to use on a project. Estimates



from the West Bend Insurance Company indicate that roughly 90,000 people visit the emergency room due to ladder accidents each year. Never use a broken ladder or an aging ladder that's uneven. In addition, do not use a ladder that forces you to reach far away. If you're leaning while using a ladder, the ladder is either too short for your project or positioned too far away from the wall. The National Home Security Alliance advises DIYers to place their ladder one foot from the wall for every four feet it rises above the ground. Test your ladders for their sturdiness prior to beginning work so you aren't tempted to use a subpar ladder.

- Be especially careful with power tools. Power tools can do a lot and they're fun to use. But it's important that DIYers do not let fun distract them from safety. The Power Tool Institute urges power tool users to wear personal protective equipment, including eye and hearing protection and a dust mask, whenever using power tools. The PTI also advises users to make sure tools are powered down be-

fore plugging them in and to inspect the tool before using it. Inspections can confirm that all guards are in place and that tools are up to the task at hand. Much like it's unsafe to overreach on a ladder, overreaching when using power tools increase the risk for mistakes, accidents and injuries.

- Avoid electrical work. Complicated electrical work is best left to the professionals. Estimates from the Electrical Safety Foundation International indicate that electrical malfunctions cause more than 50,000 house fires each year. Such malfunctions can occur for myriad reasons, and a lack of experience working with electrical circuits and breakers could make homes vulnerable to malfunctions and fires. It's also worth noting that homeowners' insurance policies may not cover damage caused by DIY electrical work. So at the very least homeowners should contact their insurance providers to determine if any accidents or injuries caused by DIY electrical work would be covered by their policies.

DIY renovation projects

can save homeowners a lot of money, but those savings aren't worth compromising your safety and the safety of your loved ones.



H20249

**Old House Dahlias is a flower farm located here in Tillamook.** At the 2022 Home and Garden show we will be selling dahlia clumps that you will still have time to plant for good blooming results this summer and fall. Dahlias are the power house of a garden, with so many varieties and a long blooming season. They will continue to impress even when everything else is done blooming in September and October.

*I look forward to seeing you at the show this year. Please stop by if you have any questions about growing dahlias.*

~ Mark







# BELL

VOTE  
May 17

## COUNTY COMMISSIONER

H64765

# Bewley Creek Woodworking



We build custom patio and children's furniture, planter boxes, table/bench combos, adirondak chairs, you name it!



8580 Bewley Creek Rd  
Tillamook  
(503) 842-3081

Like us on  
Facebook

## See you at the Home & Garden Show!

H20246

# LeafGuard®

Get it. And forget it.®



**LeafGuard** the only patented one-piece seamless gutter system on the market with a clog free guarantee and backed by the Good Housekeeping Seal of Approval. The lifetime transferable warranty will leave you at ease knowing you will never have to deal with your gutters again. Get it...and forget it. **Stop by booth 26** at the Home & Garden Show and take advantage of our exclusive event special.

H20023



# Kiwanis®

## TILLAMOOK

Come to the Headlight Herald Home and Garden Show at the Tillamook County Fairgrounds and support the Kiwanis Scholarship Drive by buying raffle tickets for a chance to win one or more of our 21 items donated by local businesses. Stop in and find out more about Kiwanis and our Mission of Serving the Children of Tillamook County.



**Tillamook Beekeepers Assoc. is one of our Home and Garden Show partners again this year. Stop by their booth to see how you can help their effort to save the honey bees in the area or to observe bees in their live hive or buy some good local honey.**



**Bewley Creek Woodworking** will be back at the show this year displaying their unique and functional wooden furniture, toys and other creations.

“The possibilities are endless, Owner Ken Aufdermauer said. “Many customers enjoy the general products I make, but custom requests always keep things interesting at the shop. Patio and lawn furniture is our specialty, however as you will see in my work portfolio the creations range from chairs and tables to rocking animals and chests.”



# PUT YOUR PLANS INTO ACTION.

The equity in your home can help you check off your big to-dos, from “Mom! There’s a leak in the roof!” to “Mom, I’m getting married...in Hawaii!” Whether you have a remodeling project or you’re flying off to paradise, take advantage of a Home Equity Loan to keep your costs to a minimum.

- ✓ Finance up to 100% of your home’s value, less what you owe.
- ✓ Choose from fixed and variable rate options.
- ✓ Get flexible payment terms that fit your lifestyle.



**Helping homeowners take care of business.  
It’s what we do.**



**APPLY TODAY AT**  
**[fibrecu.com/HELOC](https://fibrecu.com/HELOC)**



[fibrecu.com](https://fibrecu.com) | 866.901.3521  
1510 3rd St Tillamook

 ILikeTLC  
 FibreFamily

 **TLC**  
A DIVISION OF  FibreFederal CREDIT UNION



# REDUCE - REUSE *THEN* RECYCLE!

Come visit us at the Home & Garden Show, and participate in a variety of activities, including:

⇒ Learn more about our Household Hazardous Waste program



National Prescription Drug Take Back Day

⇒ Drop off your unused or expired drugs (both prescription and over-the-counter) **(Saturday only 10:00-2:00!)**

⇒ Drop off your filled red plastic sharps containers

⇒ Test your knowledge of what's recyclable, and what happens with our trash

⇒ See how plastic waste degrades in the ocean gyres before washing up on our beaches

⇒ Learn how you can help remove microplastics from our beaches



⇒ Get ready for Spring with some locally recycled paint



**Tillamook County Solid Waste**

503 Marolf Loop

Tillamook, OR 97141

Open: Mondays thru Thursdays 8:00-4:00

**Proud  
Co-Sponsor  
2022 Tillamook  
Home & Garden  
Show**

H64884