



Winter Weather Briefing

January 29, 2026
2:18 PM EST

For Central South Carolina and the Central Savannah River Area of Georgia

Decision Support Briefing

→ As of Thu, Jan 29, 2026 2:18 PM

NEW


Important Updates

- Winter Storm Watches continue for the entire area from Friday evening through Sunday afternoon, with updates to snowfall accumulations.
- Extreme Cold Watch in effect Saturday evening into Sunday morning



National Oceanic and
Atmospheric Administration
U.S. Department of Commerce


National Weather Service
Columbia, SC



Key Messages

January 29, 2026
2:18 PM EST


- **Accumulating snow and bitter cold expected to impact the region this weekend.** *Winter Storm Watches continue for the entire area.*
 - Greatest impacts expected in the northern & central Midlands with 5" to 8" of snow possible on Saturday and Saturday night.
 - The southern and western extent of snowfall is less certain with amounts from 2" to 4" possible elsewhere.
- Wind chills on Saturday night may range from -5° to 5° degrees with winds gusting over 30 mph at times. *Extreme Cold Watch in effect Saturday night.*



Winter Storm Watch

Midlands and Central Savannah River Area

Latest info at weather.gov



Late Friday - Sunday Afternoon

Impacts most likely starting Saturday morning



**All of South Carolina and
Eastern GA**

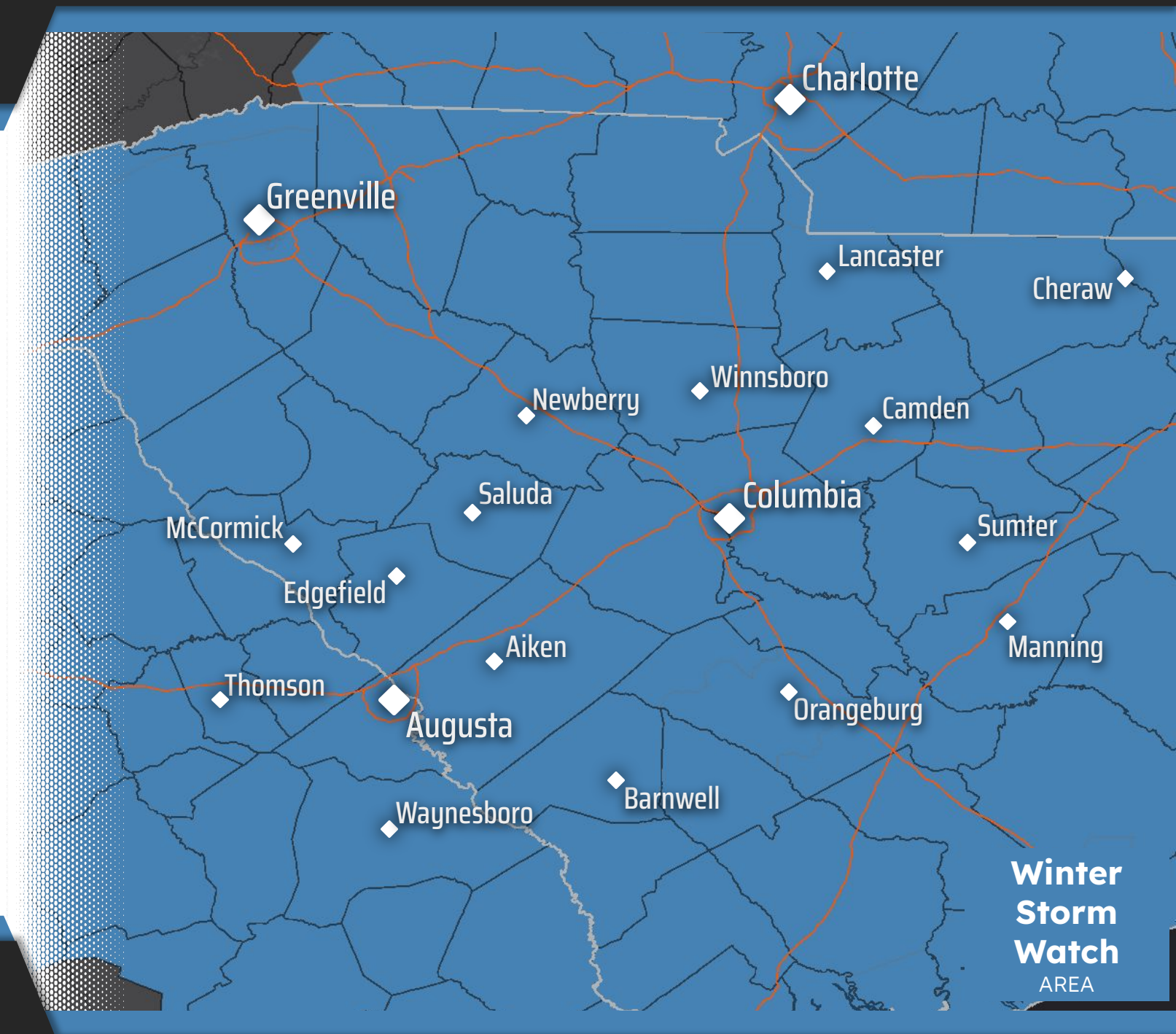


→ **Snow could cause hazardous travel**



→ **Be cautious traveling**

→ **Roads may be slick**



NATIONAL WEATHER SERVICE
COLUMBIA

Follow:   @NWS_Columbia

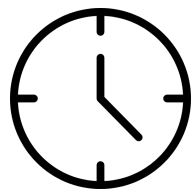
Updated: January 29, 2026

Extreme Cold Watch

Latest info at weather.gov




Midlands and Central Savannah River Area



Saturday Night - Sunday Morning



All of South Carolina and Eastern GA

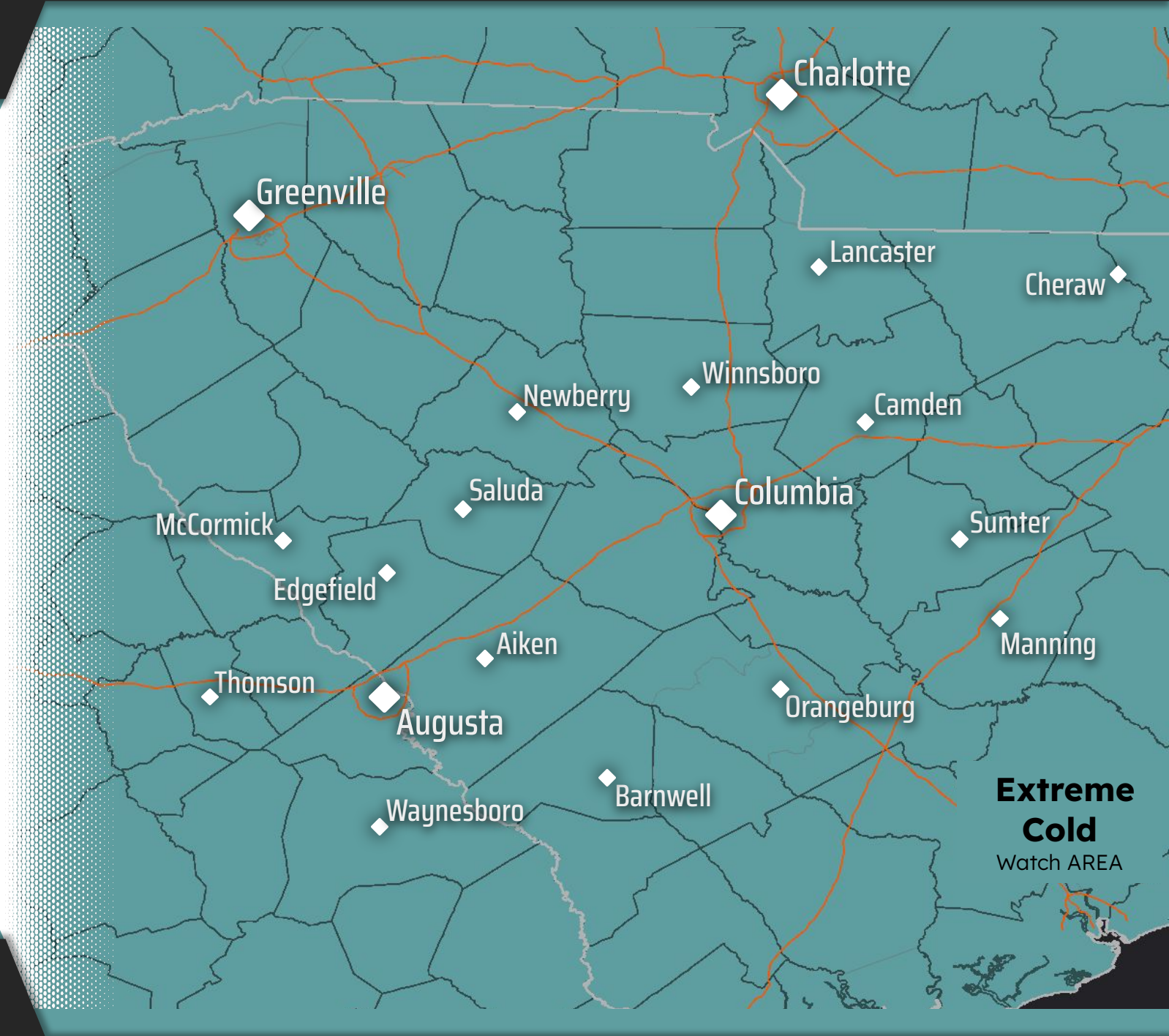


- Lows: 10° to 15°
- Wind Chills: -5° to 5°

Protect:



People - Pets - Plants - Pipes



NATIONAL WEATHER SERVICE
COLUMBIA

Follow: @NWS_Columbia

Updated: January 29, 2026

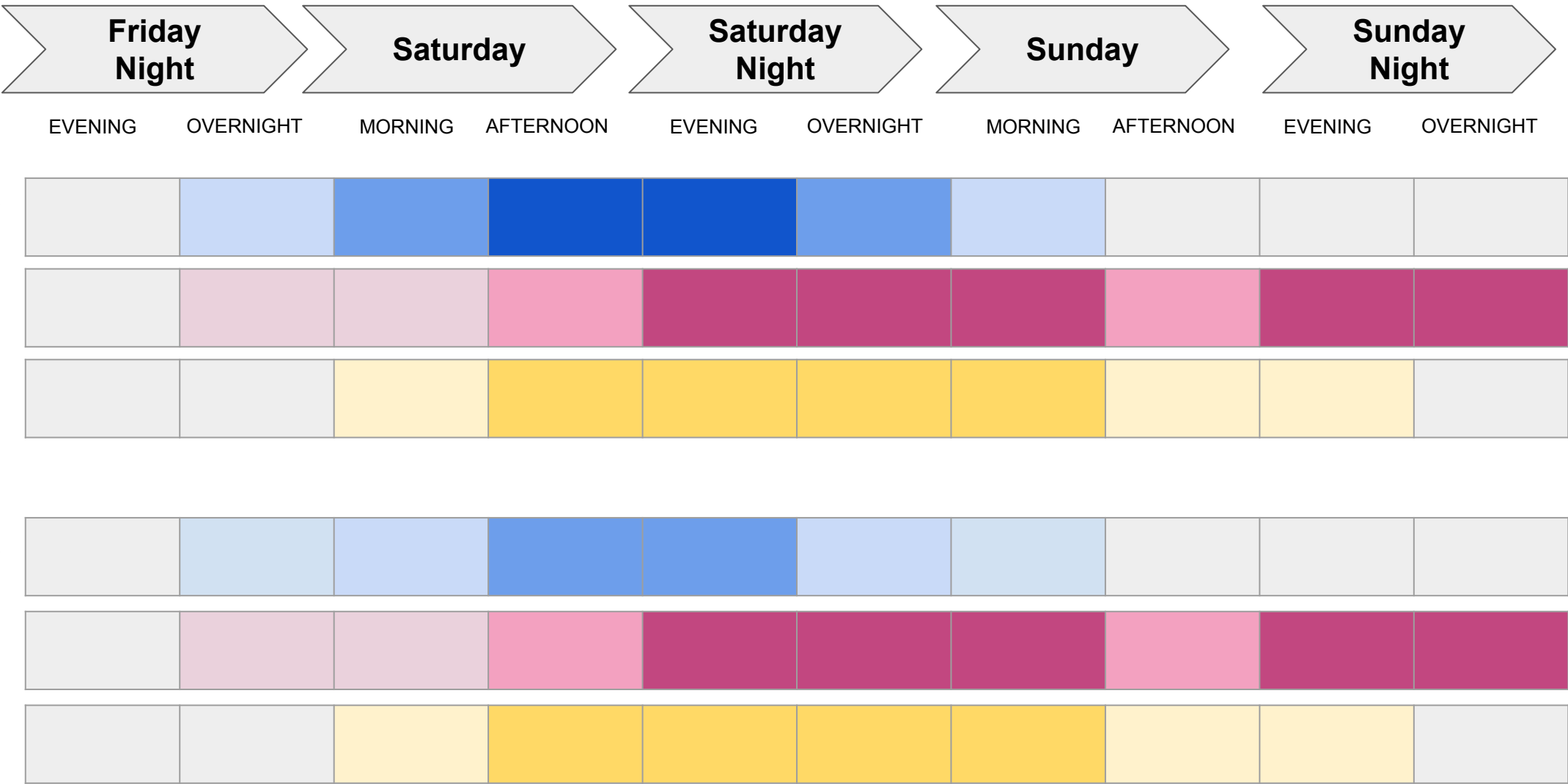


Summary of Greatest Impacts

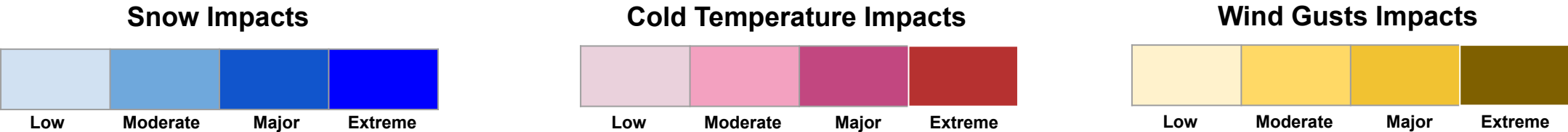
January 29, 2026
2:18 PM EST

Northern & Central
Midlands

CSRA &
Southern
Midlands



LEGEND

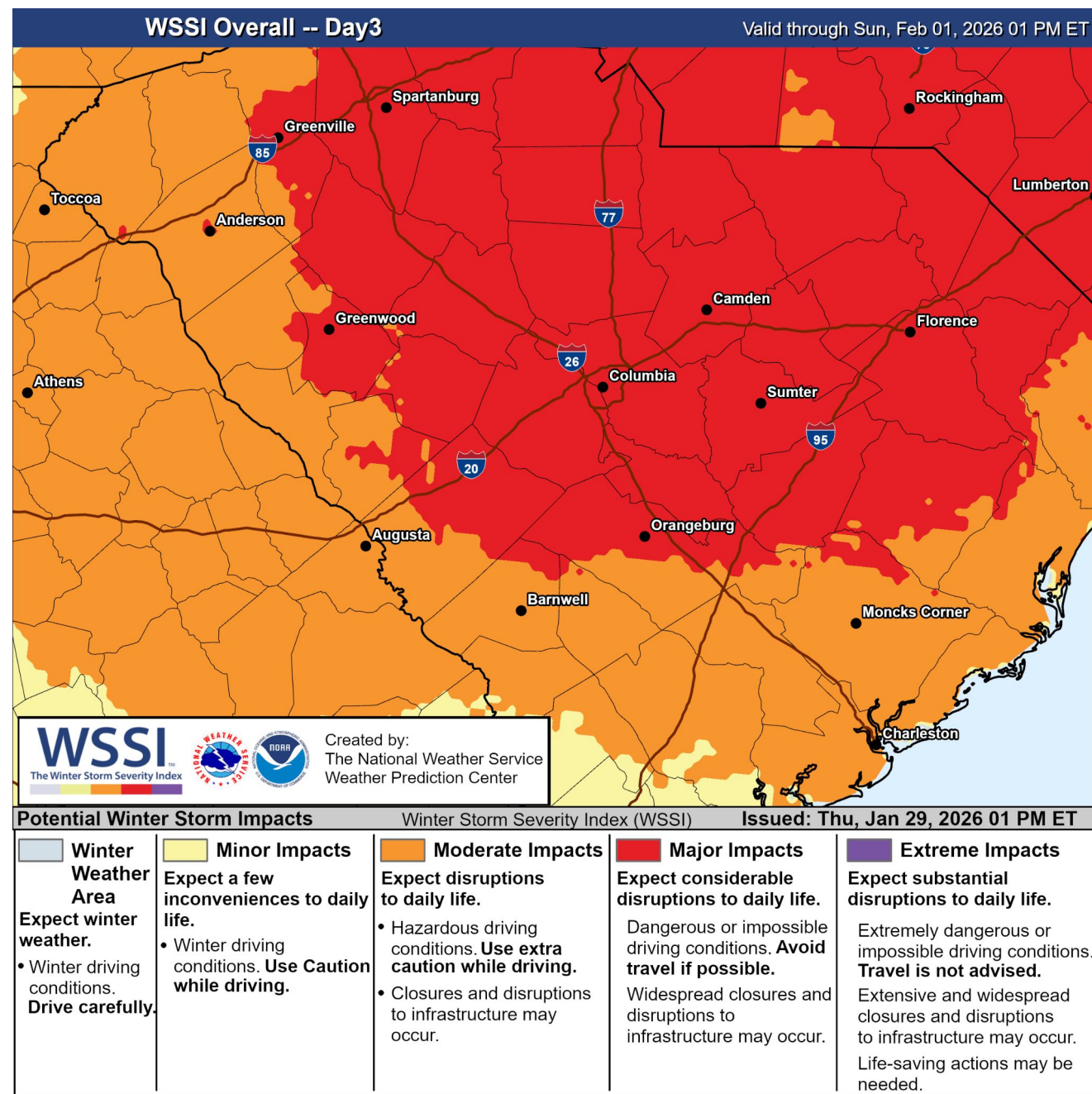




Expected Impacts

January 29, 2026
2:18 PM EST

Saturday and Saturday Night



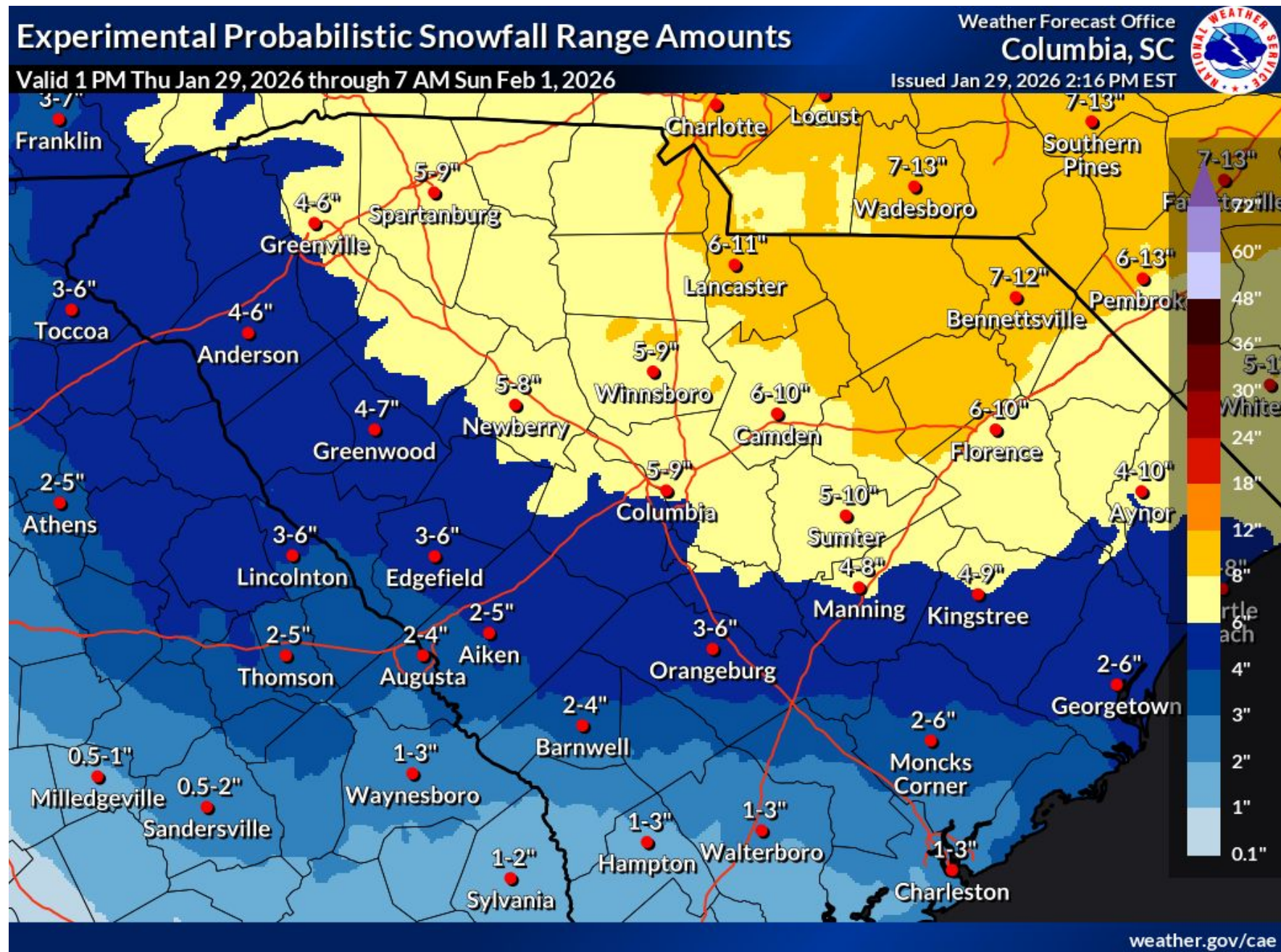
- Major impacts expected across the central and northern Midlands.
- Moderate impacts expected in the CSRA, but confidence is lower further south.






Forecast Snow Totals

January 29, 2026
2:18 PM EST



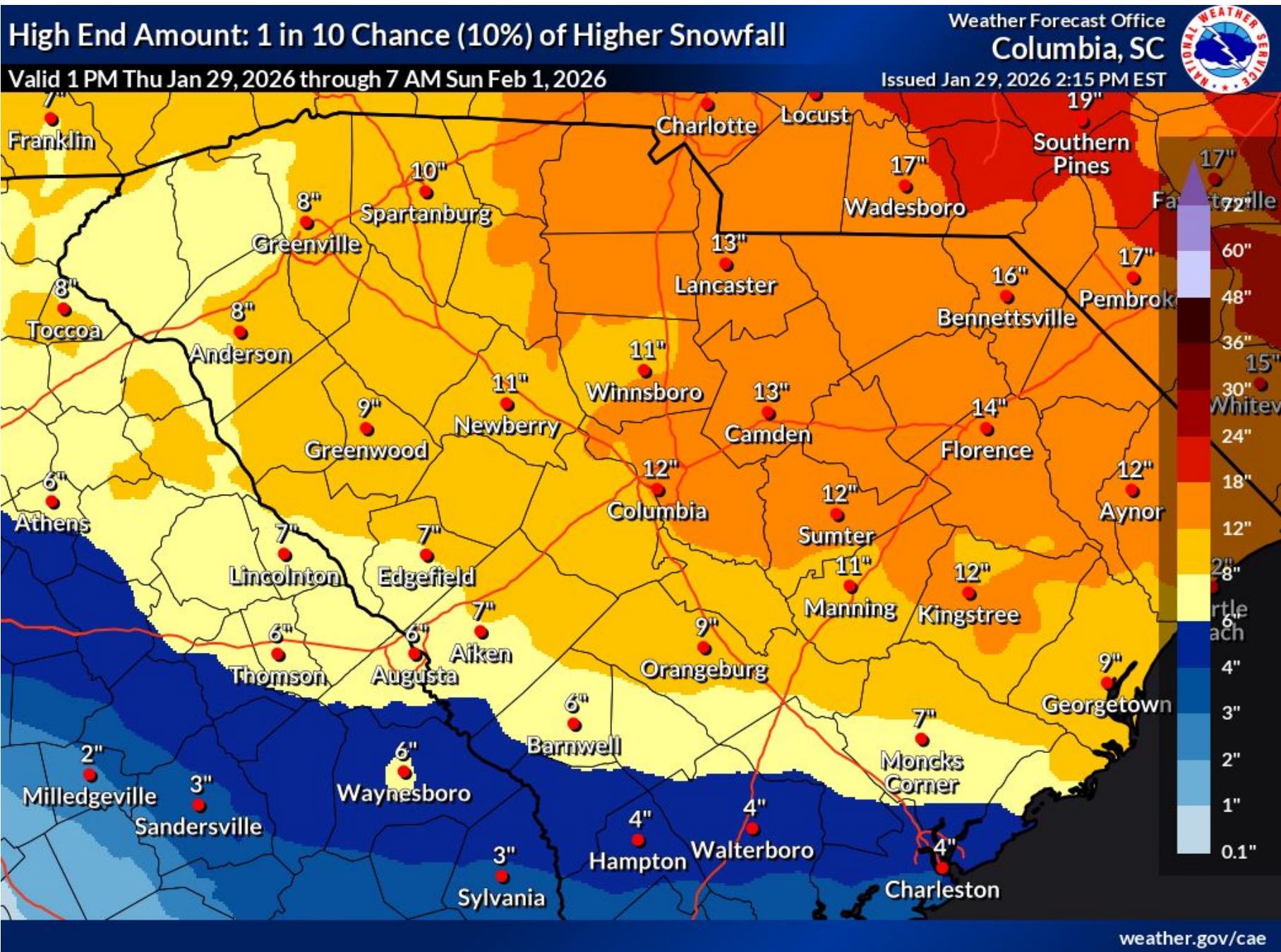
- Generally 5-9" likely for the central Midlands into the Pee Dee.
- 2-5" likely for the southern Midlands & CSRA.





Reasonable Worst Case Snowfall

January 29, 2026
2:18 PM EST



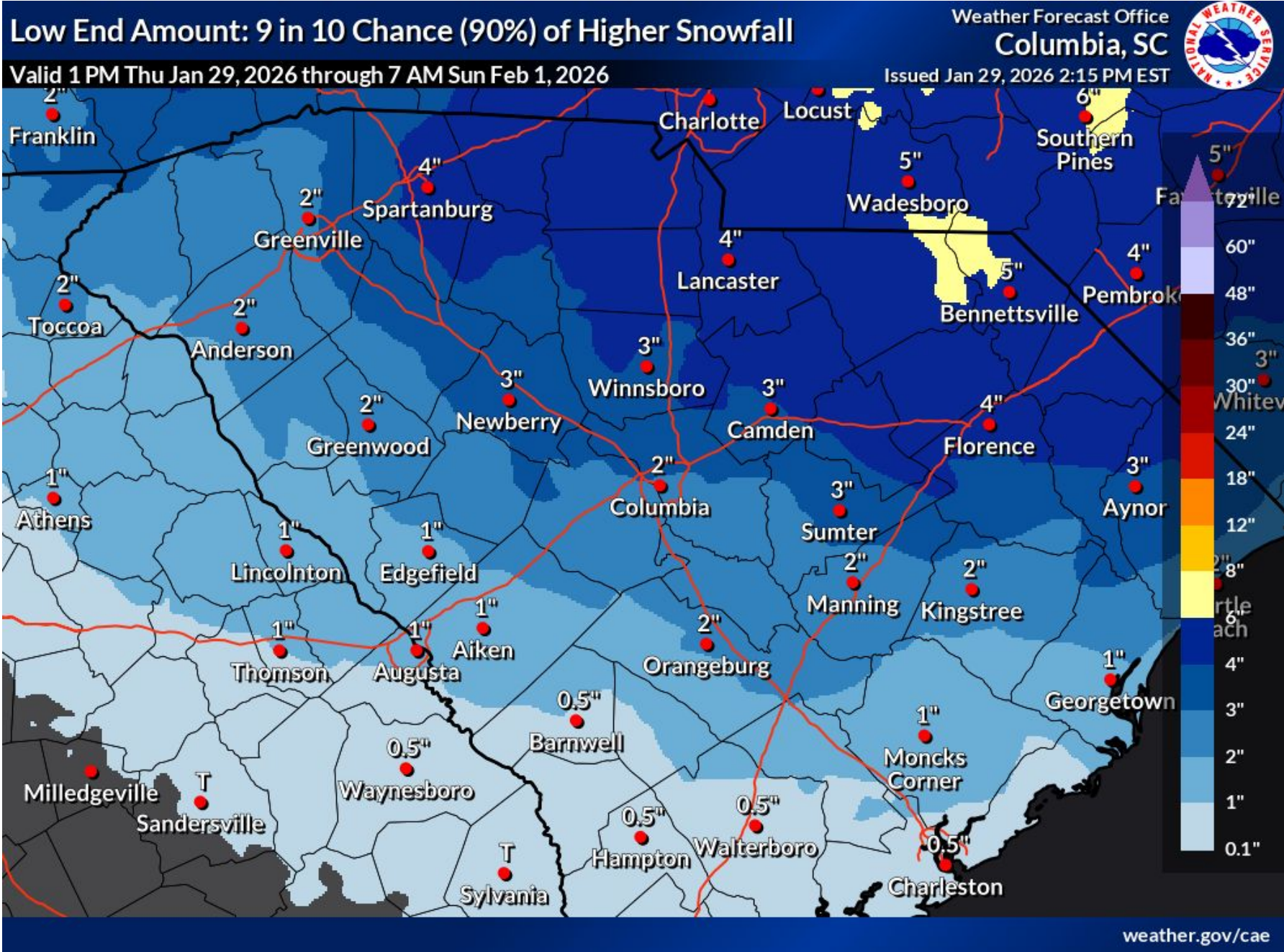
➤ These totals represent a reasonable worst case scenario, with a 10% chance of occurrence.





Low End Snowfall Potential

January 29, 2026
2:18 PM EST



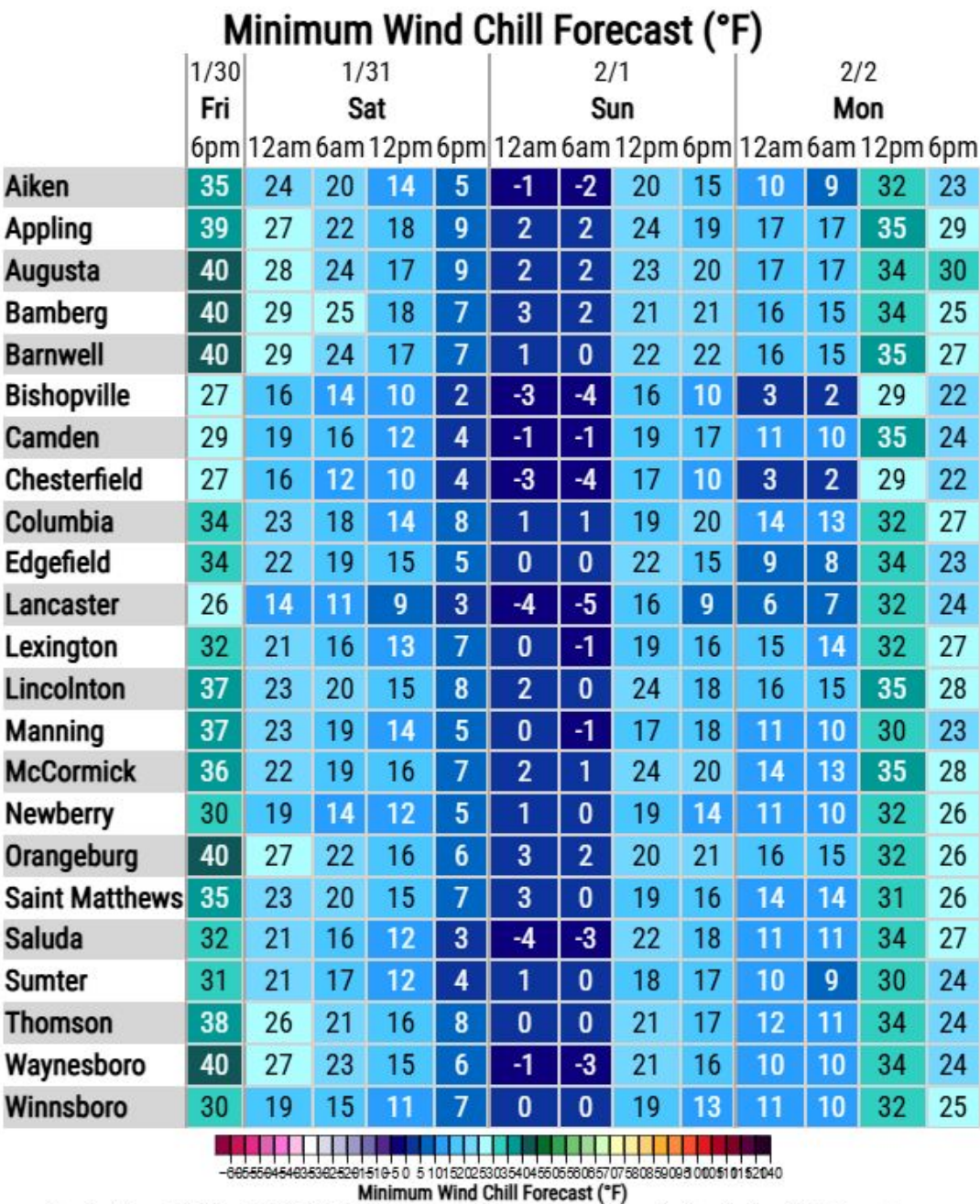
➤ These totals represent a reasonable low end scenario, with a 90% chance of occurrence.





Wind Chills Forecast

January 29, 2026
2:18 PM EST



Created: 2 pm EST Thu 1/29/2026 | Values are minimums over the period beginning at the time shown.

Wind gusts of 20 to 30 mph likely, with a few gusts over 30 mph possible Saturday through Sunday.

Strong winds combined with extremely cold temperatures will result in dangerously low wind chills.

Due to this, an **Extreme Cold Watch** is in effect Saturday evening through Sunday morning.





Temperature Summary

January 29, 2026
2:18 PM EST

Highs, Mins, and Minimum Wind Chill

Maximum Temperature Forecast (°F)				
	1/30 Fri	1/31 Sat	2/1 Sun	2/2 Mon
Aiken	53	35	37	43
Appling	53	36	38	45
Augusta	55	37	39	45
Bamberg	56	37	36	43
Barnwell	57	38	37	44
Bishopville	50	30	33	38
Camden	50	31	35	41
Chesterfield	47	29	33	40
Columbia	52	33	35	41
Edgefield	52	35	37	44
Lancaster	47	28	33	41
Lexington	52	33	35	42
Lincolnton	52	35	38	45
Manning	54	34	33	39
McCormick	52	34	38	45
Newberry	50	30	35	43
Orangeburg	55	36	35	41
Saint Matthews	54	38	35	41
Saluda	52	33	37	43
Sumter	52	33	34	39
Thomson	52	34	37	44
Waynesboro	56	38	38	46
Winnsboro	48	30	34	41



Created: 1 pm EST Thu 1/29/2026 | Values are maximums over the period beginning at the time shown.


Minimum Temperature Forecast (°F)				
	1/30 Fri	1/31 Sat	2/1 Sun	2/2 Mon
Aiken	27	19	13	16
Appling	27	20	13	17
Augusta	27	20	14	17
Bamberg	28	19	14	15
Barnwell	27	19	12	15
Bishopville	22	17	12	8
Camden	23	17	10	10
Chesterfield	22	17	8	8
Columbia	25	20	13	13
Edgefield	26	18	12	13
Lancaster	22	17	7	7
Lexington	25	20	13	14
Lincolnton	26	18	12	15
Manning	25	18	10	10
McCormick	25	18	12	13
Newberry	25	18	10	10
Orangeburg	28	19	15	15
Saint Matthews	27	20	14	14
Saluda	23	16	9	11
Sumter	25	18	14	9
Thomson	27	20	13	17
Waynesboro	27	19	12	16
Winnsboro	24	19	10	10



Created: 1 pm EST Thu 1/29/2026 | Values are minimums over the period beginning at the time shown.

Bitterly cold temperatures could extend travel issues into Monday with only a short window, if any, of temperatures above freezing on Sunday.





Contact and Next Briefing Information

January 29, 2026
2:18 PM EST

For Central South Carolina and the Central Savannah River Area of Georgia



Briefing Webpage

→ <https://www.weather.gov/media/cae/DSSBuilder/LatestBriefing.pdf>



Next Briefing

- Friday 1-30-2026
- Method: Email and Webinar planned.



Disclaimer

- Information contained in this briefing is time-sensitive
- Do Not Use After: 7am Friday 1-30-2026



Contact Information

Web

→ weather.gov/columbia

Phone

→ (803) 822-8135 (public)

Email

→ NWS.Columbia@noaa.gov

Facebook

→ [NWSColumbia](#)

X

→ [@NWSColumbia](#)

