

BUCKLE UP!



IT'S TIME  FOR THE
PONTOTOC FAIR COUNTY
ADA, OK - Since 1916
AUG. 21-23, 2025



Supporting the future of
Pontotoc County.

Legislative Representation | Women's Leadership Activities | Reward Sign Program | Safety Programs
 Discount Programs | Young Farmers & Ranchers | Fighting Regulatory Overreach | Informative Publications
 Financial Planning | Insurance Services | Advocating for Rural Oklahoma | Supporting Youth in Agriculture

Pontotoc County Farm Bureau
 1027 W. Main, P.O. Box 296 Ada, OK 74820
 Phone: 580-332-6583 | Fax: 833-282-0890



We are rural Oklahoma.

TABLE OF CONTENTS



2025 FAIR DEDICATION	4
FAIRBOARD	6
COMMISSIONERS	7
COOPERATIVE EXTENSION SERVICE	7
JUNIOR FAIR BOARD	8
FAIR SCHEDULE	11
OFFICIAL RULES AND REGULATIONS	15
ENTERTAINMENT LINEUP	20
OPEN CLASS	29
JUNIOR DIVISION	42





2025 FAIR DEDICATION

We proudly dedicate the 2025 Pontotoc County Free Fair to Mrs. Shelley Scifres. Shelley has served many roles during her time with the Pontotoc County Fair. First and foremost, she served as a mother, assisting her children as they showed, performed and participated in the fair. Shelley was the 4-H leader for many years for Roff 4-H club. Shelley then used her skills as the livestock photographer at most Pontotoc County shows before then taking the role as Pontotoc County Fair Director in 2013. During her time as fair director, Shelley's goal was to improve the fair each year. She worked diligently to come up with new contests, new entertainment, new vendors and new ideas to make the fair grow each year.

Shelley was an active member in the Oklahoma Fairs and Festivals Association and kept Pontotoc County fair as one of the largest county fairs in the state.

After a decade of service, in 2023 Shelley retired as the Pontotoc County Fair Directors position. She has now taken on a new role supporting her grandkids as they participate in the fair. She has earned the name of Nana and she would say that is the best job she has ever had. Shelley is married to Joe Scifres, and they have three beautiful daughters, Tenisha Low, Sami Jo Runyan and Shianna Gambill and 5 wonderful grandchildren.

The Pontotoc County Fair would like to say "Thank You" to Shelley Scifres for her many years of dedication to the youth of Pontotoc County and the Pontotoc County Fair.





IS LOOKING FORWARD TO

Heart of America Shows

8/21-8/23

2025

Thursday 6-11 p.m. | Friday 6-11 p.m. | Saturday 2-11 p.m.

Ferris Wheel will close at 10 p.m. on Saturday

PONTOTOC COUNTY FAIR ADA.COM



2025 Pontotoc County Fair Board

DISTRICT 1



DOUG PEAY
MEMBER



JOHN CUNDIFF
MEMBER



JUSTIN SMITH
MEMBER


DISTRICT 2



KORTNI PERRY
PRESIDENT



SEAN LACKEY
VICE PRESIDENT



SUSAN ROSE
MEMBER

DISTRICT 3



BETH GAYLER
SECRETARY



ANDREA BRYANT
TREASURER



NELDA BURROWS
MEMBER

Welcome

We are very excited about our 2025 Pontotoc County Free Fair. After months of hard work, it's time to gather together and enjoy our great and wonderful heritage.

We have so many exciting things for you and your family to enjoy! Whether you come for the livestock shows, exhibits or carnival, there is something for everyone.

We are proud of the Agri-Plex facility and hope the citizens of Pontotoc County enjoy the Agri-Plex and notice the improvements that have been made.

We believe the Pontotoc County Fair Board, The Fair Director, the Extension Staff, and the many volunteers have done an excellent job in preparing for the fair and deserve the credit for the success of the Free Fair.

2025 Pontotoc County Commissioners



GARY STARNs
DIST. 1



DANNY DAVIS
DIST. 2



VICTOR BOLEN
DIST. 3

2025 Pontotoc County Oklahoma Cooperative Extension Service



JANNA KELLEY
OSU COUNTY DIRECTOR, FCS/ 4-H



BECKY WALKER
4-H Youth Development



ERIN HUBBARD
Agriculture & 4-H

2025 Pontotoc County Junior Fair Board



AMANDA JOLLY
HOMESCHOOL 4-H



BAYLEE ROGERS
VANOSS FFA



ANDREW JOLLY
HOMESCHOOL 4-H



ELIJAH EAGER
VANOSS FFA



KHLOE BENSON
BYNG FFA



LEXI ANDERSON
VANOSS 4-H




LEYTON JACOBS
ADA 4-H



MAGGIE COOPER
BYNG FFA



MATTHEW JOLLY
HOMESCHOOL 4-H



IN LOVING MEMORY OF

“BR”
Billy
Randell



*Pontotoc County OSU Extension has established
an award in memory of Billy Randell.*

BR loved the county fair, and he loved working with the kids.

So, we wanted to honor him by establishing the:

*The Billy Randell Spirit of the Fair Award will be presented to
the outstanding Jr. Fair Board Member each year in his memory.*

*Donations are tax-deductible, and checks
should be made out to the Oklahoma 4-H Foundation.*

*You can drop off your donation or mail it to the Pontotoc
County OSU Extension Office, 1700 N. Broadway, Ada, OK 74820.*

*This will be a way to honor our friend BR
and recognize his love for the kids and the fair.*

***For more information, please get in touch with Janna Kelley
at the Pontotoc County Extension Center at (580) 332-2153.***

Pontotoc County Free Fair Director

BETH GAYLER



4-H Royalty



Left to Right

4-H Princess – Makayla Huntsman, Homeschool 4-H
Escort – Cale Hudson
4-H Queen – Lexi Anderson, Vanoss 4-H
Escort – Michael Clapper

*THE 4-H ROYALTY CONTEST
CONSISTS OF TWO PARTS:*

- Club participation is 55% of the contest. Money is raised by the club and the contestant.
- Individual participation is 45% of the contest. Each contestant participates in an interview session with a panel of judges. The contestant is also evaluated on presence and poise.

35% of the money raised goes back to the local club. The remainder of the money goes to support the county 4-H program and finance 4-H and educational programs during the coming year.

2025 PONTOTOC COUNTY FREE FAIR SCHEDULE

Online Entries - <http://pontotocfairada.fairentry.com/>

MONDAY, JULY 14 PONTOTOC COUNTY FAIR ONLINE ENTRY SYSTEM OPEN

FRIDAY, AUGUST 8

All Entry Deadline (No Late Entries. No online entry will be available on entry drop off day.)

- 5 p.m. Open and Jr. Poultry
Open and Jr. Rabbit
Open and Jr. Horse Show
Open and Jr. Livestock - Beef, Goats, Sheep, Swine
Open Class Indoor Exhibits
4-H Indoor Exhibits Sections 300-325
4-H & FFA ID and Judging Contests Register Here <https://bit.ly/3vJySZb>



****No Online Entries will be available on entry drop off days. All entries must be pre-entered at <https://pontotocfairada.fairentry.com> by Friday, August 8.**

MONDAY, AUGUST 11

- Pre-Registration Required by Friday, August 8 for All Contests
Check In 4-4:15 p.m.; Contests Start at 4:15 p.m. North Room
Contests will be in this order:
4-H Consumer Decision Making
4-H FCS Skill-A-Thon
4-H Horticulture ID

THURSDAY, AUGUST 14

- Pre-Registration Required by Friday, August 8 for All Contests
Check In 4-4:15 p.m.; Contests Start at 4:15 p.m. North Room
Contests will be in this order:
4-H & FFA Animal Science Skill-A-Thon
4-H & FFA Natural Resources/Wildlife Skill-A-Thon
4-H & FFA Livestock Judging

MONDAY, AUGUST 18

1 p.m. Pick up printed indoor exhibit tags. Picking these up and tagging exhibits makes for an easy drop off on the designated Open Class and 4-H entry day.

TUESDAY, AUGUST 19

- 3 p.m. – 7 p.m. 4-H Entries Drop Off (Section 300-325) Convention Center
No Open Class Entries Accepted
NO CATTLE, SHEEP, GOATS OR SWINE IN BARNs

WEDNESDAY, AUGUST 20

7 a.m. – 8 p.m.	No Swine, Sheep, Goats or Beef in Barns	
7 a.m.	Check Jr & Open Horse Papers	Big Red Barn
	Horses In North Stalls Only	
8 a.m.	Jr. & Open Horse Show	Big Red Barn
8 a.m. – 7 p.m.	4-H Exhibits (Section 300-325)	Closed for Judging
3 – 7 p.m.	Open Class Exhibits Drop Off	Convention Center
	(No Animal or 4-H Entries Accepted)	
4 – 6 p.m.	Poultry Will Be Pullorum Tested & In Place	
	(Barn Closed After Testing)	
4 – 6 p.m.	Open & Jr. Rabbits In Place	
7 p.m.	Convention Center Closed	

THURSDAY, AUGUST 21

9 a.m. – 12 noon	Convention Center Closed for Judging	
10 a.m.	Open & Jr. Poultry & Rabbits Closed For Judging	
	Poultry & Rabbit Showmanship starts immediately after judging.	
3 p.m. – 9 p.m.	Fair Opens to the Public	Convention Center
	Booths and Exhibits Open	
4 p.m. – 8 p.m.	Kids Ag Zone	Big Red Barn

All animals checked in and weighed at appointed time to be show eligible. No Exceptions!

4 p.m. – 5 p.m.	Open & Jr. Goat Check In & Weigh in	
5 p.m. – 6 p.m.	Open & Jr. Beef Check In & Weigh in	
6 p.m. – 7 p.m.	Open & Jr. Sheep Check In & Weigh in	
7 p.m. – 8 p.m.	Open & Jr. Swine Check In & Weigh in	
5 p.m.	Registration PAWS Dog Show	Big Red Barn
6 p.m.	PAWS Dog Show	Big Red Barn
6 p.m. – 11 p.m.	CARNIVAL RIDES OPEN	
6:30 p.m.	County Commissioners Free Watermelon Feed	Front of Red Barn
7 p.m.	4-H Royalty	Indoor Convention Center Stage
7:30 p.m.	Dog Races	Big Red Barn

THURSDAY, AUGUST 21 CONTINUED

7:30 p.m.	Cowboy Jim Garland and Susanne Wooley	Indoor Convention Center Stage
8 p.m.	Emily Rhyne	Outdoor Stage
9 p.m.	Convention Center Closed	
12 a.m.	Social Media Photo Deadline	<i>pontotocfair@gmail.com</i>

FRIDAY, AUGUST 22

9 a.m. – 9 p.m.	Fair Opens to the Public Indoor and Outdoor Booths/Exhibits Open	
9 a.m. – Noon	Cattle Remain In Stalls Keep alleys clear and safe for school groups touring the fair.	
6 p.m. – 8 p.m.	Kids Ag Zone Available To School Groups	Big Red Barn
9 a.m. – Noon	Fire Trucks & Emergency Services	Big Red Barn
10 a.m.	Open & Jr. Swine Show	Large Animal Barn
1 p.m.	Open & Jr. Sheep Show	Big Red Barn
5:30 p.m. – 6 p.m.	Registration for Kids Pedal Tractor Pull	In Front of Outdoor Stage
6 p.m.	Kids Pedal Tractor Pull	Outdoor Stage
6 p.m. – 11 p.m.	CARNIVAL RIDES OPEN	
7 p.m.	How Sweet It Is Dessert Contest	OSU Extension Kitchen
7 p.m.	Free Empire Pro Wrestling	Big Red Barn
8:30 p.m.	Smokin' Okies	Outdoor Stage
9 p.m.	Convention Center Closed	
12 a.m.	Social Media Photo Deadline	<i>pontotocfair@gmail.com</i>

SATURDAY, AUGUST 23


10 a.m.	Open & Jr Goat Show	Big Red Barn
10 a.m. – 7 p.m.	Fair Opens to the Public Exhibits and Indoor Booths Open	
10 a.m.	Cornhole Tournament Registration	Big Red Barn
10 a.m. – 6 p.m.	Kids Ag Zone	Big Red Barn
10:30 am	Precious Baby Contest Registration	Convention Center
11 a.m.	Precious Baby Contest	Convention Center

SATURDAY, AUGUST 23 CONTINUED

11 a.m.	Cornhole Tournament	Big Red Barn
2 p.m. – 11 p.m.	CARNIVAL RIDES OPEN	
2 p.m.	Kids Ninja Warrior Contest	Large Animal Barn
3 p.m.	Cosplay Costume Contest Registration	Convention Center
3 p.m.	Open & Jr. Beef Show	Large Animal Barn
4 p.m.	Cosplay Costume Contest	Convention Center
7 p.m.	Convention Center Closed	
7 p.m.	RCB Band	Outdoor Stage
7:30 p.m.	4-H & FFA Line Up For Special Awards	Outdoor Stage
	Show Dress Code Required	
	Youth must be in attendance to receive special awards, no exceptions.	
8 p.m.	Special Awards Presentations	Outdoor Stage
9 p.m.	RCB Band	Outdoor Stage
12 a.m.	Social Media Photo Deadline	<i>pontotocfair@gmail.com</i>
10 p.m.	Carnival Ferris Wheel Closes	


MONDAY, AUGUST 25

8 a.m. - 5 p.m. Pick Up Open & 4-H Indoor Exhibits



Pontotoc County Free Fair Rules and Regulations

1. The management of Pontotoc County Free Fair is the hands of the County Free Fair Board, which composed of nine elected members three from each County Commissioners district. The executive board consists of the President, Vice-President, Secretary, Treasurer, and one member appointed by the board. The executive board has the power to make decisions directly related to the function and operation of the free fair. The Pontotoc County Free Fair is financed by taxation. No admission charges will be made, and no entry fee will be charged. The Pontotoc County Free Fair Association is organized under the County Free Fair Association Act of 1937.
2. The Pontotoc County Fair Board is responsible for all premiums and awards listed in the Pontotoc County Fair Book. Any added awards or money not listed in the fair book are not governed by the Pontotoc County Fair Board.
3. All property of every character entered at the fair for any purpose shall be subject to the control of the secretary or superintendent in charge.
4. Separate exhibits must be provided for entry.
5. All junior exhibitors will have the privilege of making entries of products or livestock produced by them in all open classes in addition to their entries in the junior division provided that separate exhibits are provided by each entry.
6. Entry forms will be provided for listing all entries and exhibitors are required to see that their exhibits are properly listed on same.
7. The superintendent of the livestock department will assign spaces and exhibitors will be expected to keep their space or stall in sanitary condition at all times during the fair.
8. Any member of the fair association shall have access to all premises of any character of the fairgrounds or concessions at any time during the fair.
9. The decision of the judge shall be final, and no appeal will be considered.
10. The executive board reserves the final and absolute right to determine all questions regarding the eligibility of entries and the awarding premiums.
11. No claim for injury to any person or property shall ever be asserted for suit instituted or maintained against the Free Fair Association, its officers or their agents, on behalf of any person, firm, corporation, or their agents, representatives, servants or employees, having a license or privilege to exhibit on the fairgrounds or to occupy space thereon.
12. No premium will be awarded on articles not mentioned in the schedule of premiums.
13. All premiums will be paid as soon as possible after the close of the fair. In paying premiums, the evidence of award will be the superintendent book.
14. All rules that are applicable shall be made a part of all contracts made with concessionaires.
15. A superintendent will be appointed for each department, whose duty it shall be to receive the exhibits, properly classify and place them, and to assist the judges.
16. All livestock entered in the fair must be in a healthy condition.
17. If the premiums won at the fair exceed the amount set up in the budget, the fair board reserves the right to prorate the premium money to the winners.
18. Premiums will not be paid on any exhibit removed from the fair prior to release date and hour of each department.
19. Exhibits will receive awards and premiums according to the judge's decisions of worthiness regardless of number of exhibits in a class.
20. The owner of an open exhibit must be a resident of Pontotoc County or member in good standing of the Pontotoc County OHCE. The junior show is open to all 4-H and FFA members of Pontotoc County who meet age and membership guidelines established by the 4-H Clubs and FFA Chapters in Pontotoc County.
21. Exhibits exhibited in the previous fairs or "updated" items are not eligible. Violations will be disqualified with no premiums paid. All decisions are final.
22. All animals remain penned or tied in appointed stalls Friday from 9 a.m. to 2 p.m. due to children's day at the fair.
23. All Livestock Show will adhere to OYE Rules. OYE Rules can be found at <https://okyouthexpo.com/show-information/rules/>
24. All trailers must park in assigned area. Vehicles left inside the barns or alley way anytime during fair hours will be towed at owner's expense.





2025 CONTEST INFORMATION

Entry Forms on website: www.pontotocountyfair.com

PAWS Dog Show, Thursday, August 21

Superintendent: Jane Johnston

Registration: 5 p.m. Big Red Barn

Contest: 6 p.m.

Categories: Most Appropriate Named, Dog Owner look-a-like, Best Trick, Best Behaved, Best Dressed

Dog Races, Thursday, August 21

7:30 p.m. Big Red Barn

Kids Pedal Tractor Pull, Friday, August 22

Superintendent: Ernie Chupp

Announcer: Danny Manuel

Registration: 5:30 p.m. Front of Outdoor Stage

Contest: 6 p.m.

Age: 4-13 years old

Awards: 1st Place Trophy, 2nd & 3rd ribbons, participation ribbons

How Sweet It is, Friday, August 22

Superintendent: Janna Kelley

Registration: 6:30 p.m.

Contest: 7 p.m.

Location: OSU Extension Kitchen

Categories: Cakes, Pies, Candy/Cookies & Cook's Choice

Prize: Kitchen Aid Stand Mixer

Free Wrestling Event, Friday, August 22

Big Red Barn

Kids Ninja Warrior, Saturday, August 23

Superintendent: Danny Manuel

Registration: 1:30 p.m.

Contest 2 p.m.

Location: Big Red Barn

Age: Age 4-6 female and male,

Age 7-9 female and male,

Age 10-12 female and male.

Non-Competitive

Corn Hole Tournament

Saturday, August 23

Superintendent: Chalie Pogue

Location: Big Red Barn

Registration: 10 a.m. Saturday, August 23

Play starts at 11 a.m.

\$20 for Singles and \$40 for doubles

Open Division

Cash Prizes

Precious Baby Contest, Saturday, August 23

Registration: 10:30 a.m.

Contest: 11 a.m.

Location: Convention Center Stage

Ages: 3 and Under

Categories: Cutest Casual Outfit, Cutest Fancy Outfit, Family Look -a like, Beach Baby & Photogenic (Bring a 4x6" or larger print of entered child)

Awards: Trophies & Ribbons

Cosplay Costume Contest, Saturday, August 23

Superintendents: Sarah Jocie & Nelda Burrows

Registration: 1-3 p.m.

Cosplay Costume Craftsman Judging 3 p.m.

Cosplay Costume 4 p.m.

Location: Convention Center Stage

Entry Form: <http://pontotocountyfairada.com>

Categories: Overall Best in Show, Best Exhibition, Best Craftmanship, Kids 14 & Under

Social Media Photography Contest

Sponsor: Pontotoc County Fair Board


Deadline: 12 a.m. each night, Thursday, Friday and Saturday

Images must be taken at the 2025 Pontotoc County Fair

All images will be copyright released.

JPG & Raws can be emailed to pontotocfair@gmail.com

Award: \$50 each day for 2025 Pontotoc County Fair Overall winners receives \$150.00





Farmers State Bank, Member FDIC

201 E. Broadway • Allen, OK • www.fsballen.com • (580) 857-2402

OKLAHOMA AGCREDIT

OKAGCREDIT.COM | 405-238-5573

FINANCING YOUR RURAL DREAMS

Kelly Crissman
VP - Lending
NMLSR # 812977



Amanda Upton
AVP - Lending
NMLSR #2221716

PAULS VALLEY | 509 W PAUL AVE | M-F, 8AM - 4:30PM

ADA | 1027 W MAIN | FARM BUREAU BUILDING | TH, 9AM - 1PM





Ada
Oklahoma

Explore
THE CHICKASAW NATION

Catch a live concert or classic flick at the historic **McSwain Theatre**.
Experience inspiring First American art at **Chokma'si Gallery**.
Shop unique gifts, crafts and more at the **Chickasaw Market**.
Three local favorites — one unforgettable day!

McSwainTheatre.com • Chickasaw.net/ChokmasiGallery • ChickasawMarket.com



the
Chickasaw
Nation

BILL ANOATUBBY, GOVERNOR
CHICKASAW.NET   

Pontotoc County Free Fair 2025



Your poly tank and bulk containment authority.
The tanks you need at great prices, with great service!

Elite Tank, Inc.

120 Armory Rd. • Ada, OK 74820

🌐 (855) 270-8265

🇺🇸 (580) 332-3325 (Ada)


🇹🇽 (432) 425-0622 (Midland)

Willis

Rinehart

580-399-3203

ENTERTAINMENT



THE
RCB
BAND

PLAYING YOUR FAVORITE
ROCK, COUNTRY, AND
BLUES FROM THE 60S
THRU TODAY!

THE
RCB
BAND

PLAYING YOUR FAVORITE
BLUES FROM THE 60S
ROCK, COUNTRY, AND
THRU TODAY!



Smokin Okies



Gear up for adventure at Rocky Ridge Outdoors. We carry the full lineup of Polaris® ATVs and Side-by-Sides, plus Can-Am, CF Moto, Spartan Mowers, and Rocky Ridge Trailers. Fuel your passion and come and experience the difference.



15801 State Hwy 1W, Ada, OK • (580) 559-2451 • www.rockyridgeoffroad.com



*Jim
Garling*

&

*Susanne
Woolley*



**OKLAHOMA COOPERATIVE
EXTENSION SERVICE**

Pontotoc County

1700 N. Broadway • Ada, Oklahoma
extension.okstate.edu/pontotoc • 580-332-2153

Emily Rhynes **BAND**



Pontotoc County Free Fair

PONTOTOC COUNTY



CATTLEMEN'S ASSOCIATION

STOP BY OUR BOOTH TO REGISTER FOR OUR DRAWINGS!

Offering Education Programs to Improve the Quality of Beef Cattle in Pontotoc County

LANDCONSTRUCT LLC
★★★★★ PRESENTS ★★★★★

EMPIRE PRO ★★ WRESTLING ★★



★★★★★ PONTOTOC COUNTY FAIR ★★★★★

BARN BURNER

FRIDAY - AUGUST 22 - 7PM - BIG RED ARENA
FREE PRO WRESTLING EVENT

★★★★★ VIP PACKAGES ★★★★★

FOR FRONT ROW VIP EXPERIENCE PACKAGES VISIT

★★★★★ TICKETSTORM.COM ★★★★★



AQHA/APHA Horses
&
Miniature Herefords

Charles, Andrea, and Clayton Rohla

www.cbarbranch.com

580-421-2551

Live, Work, PLAY

• Ada •

Keeping Pontotoc County Entertained!

May

10 WINGO ROPIN, ODA ARRC, PRO WRESTLING, COON HUNT
 11 WINGO ROPIN
 17 ODA BARRELL RACE, AARC BRA
 18 COON HUNT
 23-25 MINI HORSES
 23 BARREL RACE, OKIE GIRLS
 31 SDMS, MINI DONKEYS, CARD SHOW

June

1 MINI DONKEYS
 5-7 OYRA
 14 LONG EAR DONKEYS, AARC BRA, JAMES ROSS BENEFIT
 15 OYRA BANQUET
 20 BARREL RACE
 21-22 SOLTICE FEST
 27-29 WINGO ROPIN
 28 SCA, AARC

July

2-5 SOCHA
 12-13 ALL STAR TEAM ROPIN
 12 GARAGE SALE, AARC PLAYDAY
 25-27 WINGO ROPIN
 26 AARC

August

1-3 OKIE GIRLS BARREL RACE
 9 AARC PLAYDAY
 21-23 PONTOTOC COUNTY FAIR
 29-31 WINGO ROPIN

September

4-6 MONKEY BUSINESS
 6 AARC PLAYDAY
 10-13 SOCHA
 19-21 WINGO ROPIN
 20 AARC PLAYDAY
 27 PEC DAY

October

4-5 OKLAHOMA MULE SALE, GARAGE SALE
 7 CATTLEMEN'S ASSOCIATION BANQUET
 9-11 PYRA
 17-19 WINGO ROPIN
 20-22 GOAT CAMP
 25-26 GUN SHOW
 31-1 SCRA RODEO

November

7-9 CRRA FINALS RODEO & TRADE SHOW
 16 AARC BRA
 22-23 OKIE GIRLS BARREL RACE
 27 HAPPY THANKSGIVING
 28-30 WINGO ROPIN
 29-1 TURKEY SHOOT OUT

December

1 WINGO ROPIN
 6-7 CRAFT SHOW, GARAGE SALE
 12-13 BATTLE OF THE BREEDS
 13 OKIE BARRELS ODA
 12-14 WINGO ROPIN
 20-21 ALL STAR ROPING
 25 MERRY CHRISTMAS
 31 HAPPY NEW YEAR



"THANKS TO ALL FOR YOUR BUSINESS AND A GREAT YEAR!"

1710 Broadway Ada OK
(580) 332-9267

BOOKING NOW FOR 2026

Your Home Town
TRUCK★CAPITAL



We live here. We work here. We shop here.

Come Experience the Difference at Seth Wadley Chevy in Ada, your hometown Chevy dealer! Oil Changes and Engines for Life at no cost to you. Great prices, great customer service and a great selection. And, we're always here for you!



SETH WADLEY

CHEVROLET OF ADA • AdaChevy.com

580.559.2216

1301 N. BROADWAY AVE.

FIND NEW ROADS

CHEVROLET 



Seth Wadley

FORDS COST LESS IN ADA!



SETH WADLEY



LINCOLN

ADA

Oil Changes & Engines for Life. New. Used. Gas. Diesel.

1600 Lonnie Abbot Blvd • 580-447-0706 • AdaFordOK.COM

OPEN CLASS

All Entries are made through pontotocfairada.fairentry.com

SECTION 100 OPEN HORSES

Superintendents: Raven Gray, Jeff Gettys & Nakia Rhodes

Entries for the Open and junior horse show must be entered online by August 8th.

NO LATE ENTRIES ACCEPTED. No changes in classes or additions will be allowed after the entry deadline.

All horses must check Coggins papers as soon as they arrive.

Open and junior horse exhibitors need to pre-enter. The same horse MAY be entered in the open and junior horse show but CANNOT be shown by the same exhibitor. A junior exhibitor may enter the open and junior show but must exhibit different horses. **NO junior exhibitor can show the same horse in the open and junior show.**

All contestants may only exhibit one horse per class.

Premiums; 1st - \$6 2nd - \$4

1. Stallion Foal
2. Stallion (1 yr. old)
3. Stallion (2 yrs. Old)
4. Stallion (3 yrs. Old & over)

Champion Stallion - Ribbon

Reserved Champion Stallion - Ribbon

5. Weanling filly

6. Mare (1 yr. old)

7. Mare (2 yrs. old)

8. Mare (3 yrs. old)

Champion Mare - Ribbon

Reserve Champion Mare - Ribbon

9. Gelding (1 yr. old)

10. Gelding (2 yrs. old)

11. Gelding (3 yrs. old & over)

Champion Gelding - Ribbon

Reserve Champion Gelding - Ribbon

12. Pony Halter (pony defined as equine not exceeding 54 inches at the withers)

13. English Pleasure Riding

14. Western Pleasure (Novice - Not won a ribbon before)

15. Western Pleasure (Open)

16. Open Horsemanship

17. ReiningBooths and Exhibits Open

18. Trail Class

19. Barrel Racing

Superintendent: Rindy Bacon

Premiums: 1st -\$6; 2nd \$4

1. Bull Calves (under 1 yr of age)

2. Bull Yearlings (1-2 yrs of age)

3. Bulls (over 2 yrs. of age)

Champion Bull - Ribbon

Reserve Champion Bull - Ribbon

4. Heifers (under 1 yr. of age)

5. Heifers (1-2 yrs. of age)

6. Cows (over 2 yrs of age)

Champion Female - Ribbon

Reserve Champion Female - Ribbon

PeeWee Beef Showmanship - Ribbon

SECTION 103: OPEN SWINE

Superintendents: Brady Jennings

All Swine must be pseudorabies tested after June 1, 2025.

175 lbs. minimum weight

Premiums: 1st-\$6; 2nd - \$4

1. Junior Gilt (born in March or April this year)

2. Senior Gilt (born in Jan. or Feb. this year)

Champion Gilt - Ribbon

Reserve Champion Gilt - Ribbon

Peewee - Showmanship

SECTION 101: OPEN BEEF CATTLE



HATCO
FARM & RANCH
410 N. BROADWAY
ADA, OK
(580) 332-5353

Representative
Ronny Johns,
District 25

House of
Representatives



Open Class, CONT...

SECTION 104: OPEN SHEEP

Superintendent: Rick Fraizer

All sheep must have a scrapies ear tag.

OYE Rules will apply to show.

Premiums; 1st - \$ 6; 2nd - \$4

1. Ram Lamb (under 1 yr. of age)

2. Ram (over 1 yr. of age)

Champion Ram – Ribbon

Reserve Champion Ram – Ribbon

3. Ewe Lamb (under 1 yr of age)

4. Ewe (over 1 yr of age)

Champion Ewe – Ribbon

Reserve Champion Ewe- Ribbon

5. Market Wether Lambs

6. Peewee Sheep Showmanship – Ribbon

SECTION 105: OPEN GOAT

Superintendent: Justin Smith

Premiums: 1st-\$6; 2nd - \$4

MILK GOATS

Classes will be provided for Alpines, Nubians, Sannens, Toggenburgs and LaManchas. Ribbons only will be awarded.

1. Doe, Age 3-6 months

2. Doe, Over 6 months

3. Doe, Yearling

4. Doe Milker (Will be divided if numbers allow – freshened or non-freshened)

Champion Overall Milk Goat

Reserve Champion Overall Milk Goat

OPEN PYGMY GOATS

Ribbons only will be awarded

Pygmy Goats

OPEN MEAT GOATS

Ribbons only will be awarded

Market Wethers

OPEN DOE CLASSES

5. Milk Tooth

6. Yearling

7. Two-Year-Old

8. Aged

Champion Meat Doe

Reserve Champion Meat Doe

PEEWEE HANDLER

Peewee Handler, 6-8 Years (Doe or Wether)

Peewee Handler, 5 Years and Under (Doe or Wether)

SECTION 106: OPEN POULTRY

Superintendents: Janice Hall & James Arnold

• NO LATE ENTIRES ACCEPTED

- All birds must be pre-entered online and pullorum tested or be from a certified NPIP flock. Birds will be tested and caged Wednesday, August 20th from 4-6 p.m., and barn will close after testing is completed. Exhibits must be in place by 12:00 noon.

30



BAILEY & ASSOCIATES
FINANCIAL SERVICES

IRA • SEP • ROTH IRA • TSA 401K • MUTUAL FUNDS • ANNUITIES

Securities Offered Through And Supervised By United Planners Financial Services Member FINRA & SIPC
Bailey & Associates And United Planners Are Independent Companies

301 North Mississippi Ave
Ada, OK 74820

(580) 332-7005
www.baileyassoc.com

Mail Parcels & More

902 Arlington Center
332-8884 • Ada

Holt Trailer Mfg. & Sales LLC

901 U.S. Hwy. 177
Asher, OK 74826

Jennifer Holt

(405) 784-2233
holttrailers@windstream.net
holttrailers.com

George W. Smith

SALVAGE CITY & Wrecker Service

(580)-332-2250

Exhibitors are responsible for proper classification of entries. Only breeds and varieties recognized by the American Poultry Association and American Bantam Association will be eligible for awards. Improperly classified exhibits may be disqualified by the judge. The decision of the judge is final. All sick or suspect animals will be removed.

- Exhibitor will be limited to four birds per variety less than 1 year old.
- Coops will be allotted as entries are received, but exhibitors should be prepared to furnish their own cages if all fair-owned cages become full.
- Classes listed below will have divisions for (a) Cock (b) Hens (c) Cockerels (d) Pullets.
- Bring your own bedding, feed and water containers.
- Premiums will be paid to first, second and third place birds, providing there are three or more birds judged in that sex and variety. Where less than three birds judged in a sex and variety, premiums will not be paid and ribbons only will be awarded.

Premiums: 1st- \$1.50-; 2nd - \$1; 3rd - .50

LARGE FOWL

1. American Class
2. English Class
3. Asiatic Class
4. Continental Class
5. Mediterranean Class
6. All Other Standard Breeds

BANTAM FOWL

7. Single Comb Clean Legged
8. Rose Comb Clean Legged
9. Feather Legged
10. Old English Game
11. Modern Game
12. All Other Comb Clean Legged

WATERFOWL

13. Bantam Ducks
14. Light Ducks
15. Medium Ducks
16. Heavy Ducks

TURKEYS

17. Turkeys

Poultry Showmanship-Must pre-enter when entries are turned in. Will begin after completion of judging.

Pre-Junior- (5-7), Junior- (8-10), Intermediate (11-13), Senior (14-18)

EGG SHOW

Ribbons only will be awarded. An Entry will consist of three eggs from same variety and will be judged for Shell Color, Shape, Texture, and Uniformity. Entry Judging Cards will be provided at check in, as well as plates for displaying the entry.

Premiums: 1st- \$1.50-; 2nd - \$1; 3rd - .50



SECTION 102: RABBITS

Open Rabbits

Superintendent: Kristy Huntsman

An exhibit shall consist of one rabbit at least 6 months of age.

All rabbits must be pre-entered.

Entries must be completed online.

NO LATE ENTRIES.

• Coops will be allotted as entries are received, but exhibitors should be prepared to furnish their own cages if all fair-owned cages become full.

• Classes listed below will have divisions for (A) Bucks & (B) Does.

• Bring your own bedding, feed and water containers.

Premiums: 1st -\$1.50; 2nd - \$1; 3rd - \$1

18. Market Class (Meat)
19. Fur Class
20. Fancy Class

Rabbit Showmanship-Must pre-enter when entries are turned in. Will begin after completion of judging.

Pre-Junior- (5-7), Junior- (8-10), Intermediate (11-13), Senior (14-18)

SECTION 201: OPEN CROPS

Superintendents: Pontotoc County Master Gardener's Kimberly Pryor, Kacey Sexton and Pam Kanuch

All products must have been grown in Pontotoc County this year and produced by the exhibitor.

An exhibit must consist of an appropriate number of produce to be placed in class.

Premiums: 1st - \$1.50; 2nd - \$1; 3rd .50

1. Yellow Corn (10)
2. White Corn (10)
3. White Grain Sorghum (10)
4. Colored Grain Sorghum (10)
5. Wheat, any variety (1 peck)
6. Spanish Peanuts (1 peck)
7. Soybeans (1 peck)
8. Alfalfa (2 quarts)

Open Class, CONT...

SECTION 202: OPEN HORTICULTURE

Superintendents: Pontotoc County Master Gardener's Kimberly Pryor, Kacey Sexton and Pam Kanuch.

An exhibit must consist of an appropriate number of produce to be placed in class.

Premiums: 1st - \$1.50; 2nd - \$1; 3rd - .50

1. Red Apples (5)
2. Yellow Apples (5)
3. Pears (5)
4. Red Irish Potatoes (5)
5. White Irish Potatoes (5)
6. Gold Sweet Potatoes (5)
7. Red Sweet Potatoes (5)
8. White Onions (5)
9. Yellow Onions (5)
10. Red Onions (5)
11. Watermelon, oblong (1)
12. Watermelon, round (1)
13. Watermelon, small ice box (1)
14. Cantaloupes (1)
15. Pumpkin, field type (1)
16. Pumpkin, round & Flat (1)
17. Pumpkin, pie type (1)
18. Squash, winter, acorn (1)
19. Squash, winter, other (2)
20. Squash, summer yellow straight neck (2)
21. Squash, summer yellow crook neck (2)
22. Squash, summer zucchini (2)
23. Okra (6)
24. Peppers, Jalapeno (5)
25. Peppers, small hot (5)
26. Peppers, large hot (5)
27. Peppers, sweet bell (5)
28. Peppers, sweet banana (5)
29. Tomatoes (5)
30. Tomatoes, cherry (5)
31. Ornamental Gourds (1)
32. Cucumbers (3)
33. Other items not listed

SPECIAL AWARD

BIG PUMPKIN	\$20
BIG WATERMELON	\$20
BIG CANTALOUPE	\$20
BIG TOMATO.....	\$20

The Pontotoc County Master Gardeners have agreed to provide \$20 awards for the largest (by weight) for each of the 4 above categories.

Each exhibit will be placed in the appropriate classes. Entries from both the junior and open division will be eligible for these awards.

SECTION 203: OPEN HONEY

Superintendents: Pontotoc County Master Gardener's Kimberly Pryor, Kacey Sexton and Pam Kanuch



Embroidery and Monogramming
580-310-5123
Janna Kelley, Owner

Gary Starns *Board of Directors*
County Commissioner District #1

P.O. Box 1425
Ada, Oklahoma 74821

580.332.8977 Courthouse
580.332.3626 County Barn
580.310.5163 Cell

commissioner1@pontotoc.okcounties.org



VICTOR BOLEN
County Commissioner District #3
P.O. Box 1425
Ada, Oklahoma 74821-1425




580.265.4564 County Barn
580.272.8487 Cell
580.332.8977 Courthouse

commissioner3@pontotoc.okcounties.org



- Only one (1) exhibit allowed in each class per individual.
- Honey should be placed in colorless, one-pint honey jars or standard, colorless one-pint fruit jars such as those made by Kerr, Ball, Mason, etc. Other types of jars will be rejected. Jar covers should be new if possible and should be screwed on tightly to prevent leakage. There should 1/4”-1/2” air space below the lid.

- Honey should be clear and free from foreign particles
- Comb honey should be perfectly capped, free from stains, bee-bread and finger prints. Edges should be clean-cut, not ragged. One (1) piece only in each jar; as wide as jar mouth will permit and 3.5-4” in length.

Premiums: 1st \$1.50; 2nd - \$1; 3rd - .50

1. Light Comb Honey
2. Light Extracted Honey
3. Medium Comb Honey
4. Medium Extracted Honey
5. Dark Comb Honey
6. Dark Extracted Honey

HOME ECONOMICS

All Entries are made through pontotocfairada.fairentry.com

The rules and regulations of the Pontotoc County Free Fair shall apply to these departments.

An exhibitor may have only one entry in a class

All exhibits must have been made since the last county fair and must be the work of the person exhibiting them.

All PRE ENTERED TAGGED entries will be taken on Wednesday, August 20 from 3 – 7 p.m., and will be released at 9 a.m., Monday, August 25.

SECTION 204: FOOD PREPARATION

Superintendent: Glenda Oliver

All food items must be displayed on a DISPOSABLE cardboard or paper plate. Covered with plastic bag or Ziploc bags. Cakes, pies or breads may be picked up at 1 p.m.,



Thursday. One slice will be kept for display. Food that does not place will be discarded after the fair.

Premiums; 1st -\$1.50; 2nd \$1; 3rd - .50

BREADS

1. One loaf of White Yeast Bread
2. One loaf of Other Yeast Bread
3. One loaf Bread Machine Bread
4. Plain Yeast Rolls (3)
5. Cinnamon Yeast Rolls (3)
6. Other Yeast Rolls (3)
7. Loaf of Quick Fruit &/or Nut Bread (sweet)
8. Quick Bread Muffins (3)
9. Other Quick Bread
10. Biscuits (3)

CAKES & PIES

11. Angel Food Cake without icing
12. Apple Cake
13. Pound Cake
14. Other Loaf Cake



Open Class, CONT...

15. Cake made with Prepared Mix
16. German Sweet Chocolate Cake
17. Devil's Food or Chocolate Cake
18. Coconut Cake
19. Banana Nut Cake with Icing
20. Other Layer Cake
21. Pecan Pie
22. Fruit Pie

COOKIES

23. Sugar Cookies (3)
24. Peanut Butter Cookies (3)
25. Brownies (3)
26. Ice Box Cookies (3)
27. Chocolate Chip Cookies (3)
28. Other Cookies (3)

HOMEMADE CANDIES

29. Old Fashion Chocolate Fudge (3)
30. Marshmallow Cream Fudge (3)
31. Divinity (3)
32. Peanut Candies (3)
33. Nut Brittle (3)
34. Other Candy (3)
35. Pecan Candy (3)

JUNIOR FOODS FOR EXHIBITORS AGE 13 & UNDER

36. Brownies (3)
37. Peanut Butter Cookies (3)
38. Chocolate Chip Cookies (3)
39. Rolled Sugar Cookies (3)
40. Other Cookies (3)

Best of Wheat Bread Baking Contest
Sponsored by the Oklahoma Wheat Commission



Senior Division
(18 years and older)

Junior Division
(Under 18 years of age at
time of county entries)

Class

- | | |
|------------------------|----------------------------|
| 41. White Bread | 47. White Bread |
| 42. Whole Wheat Bread | 48. Dinner Rolls |
| 43. Dinner Rolls | 49. Other Wheat Breads |
| 44. Other Wheat Breads | 50. Sweet Breads |
| 45. Sweet Breads | 51. Specialty Shape Breads |
| 46. Bread Machine | 52. Bread Machine |

County winners (excluding bread machine class) will receive awards from the Oklahoma Wheat Commission. Recipe must accompany entry.

State Contest will be held September 22th at the Oklahoma State Fair. Participants are responsible to take their own entries to this competition.

SECTION 205: CANNING

Superintendents: Jodie Langwell & Darrell Langwell

To be exhibited in regulation Ball or Kerr half-pint, pint or quart jars. All can items must use the proper headspaces deemed by the USDA; ¼" for jams and jelly, ½" for fruits & tomatoes, 1" for low acid foods.

Jars must be clean and ready to show. Visible rust on the lid or rings is an automatic disqualification.



Premiums: 1st - \$1.50; 2nd - \$1; 3rd - .50

1. Apples
2. Berries
3. Peaches
4. Pears
5. Other Fruit
6. Jr. Division (13 & under)
7. Cherries

VEGETABLES

8. Green or Wax Beans
9. Beets
10. Carrots
11. Corn
12. Blackeye or Field Peas
13. Potatoes
14. Cubed Pumpkin
15. Sauerkraut
16. Tomatoes
17. Tomato Juice
18. Tomato Sauce
19. Mixed Vegetables
20. Other Vegetables
21. Jr. Division (13 & under)
22. Stewed Tomatoes

PESERVED, BUTTER, JAM, MARMALADE, JELLIES

23. Cherry Preserves
24. Peach Preserves
25. Pear Preserves
26. Strawberry Preserves
27. Other Preserves
28. Apple Butter or Sauce
29. Other Fruit Butter or Sauce
30. Apricot Jam or Marmalade
31. Berry Jam or Marmalade
32. Pear Honey, Jam or Marmalade
33. Other Jam or Marmalade
34. Apple Jelly
35. Berry Jelly
36. Grape Jelly
37. Plum Jelly
38. Peach Jelly
39. Pear Jelly
40. Other Jelly
41. Jr. Division (13 & under)

PICKLES, RELISH & SAUCE

42. Beet Pickles
43. Bread & Butter Pickles
44. Sweet Cucumber Pickles
45. Dill Cucumber Pickles
46. Pickled Fruit
47. Mixed Vegetable Pickles
48. Pepper Pickles
49. Okra Pickles
50. Other Pickles
51. Chow Chow or Piccalilli



52. Picante Sauce
53. Salsa
54. Jalapeno Slices
55. Corn Relish
56. Pepper Relish
57. Other Relish
58. Other Sauce
59. Jr. Division (13 & under)

DRIED PRODUCE

(1/2 CUP REQUIRED WITH NAME ON LABEL)

Shown in a regulation jar. 1/2 pint or pint Ball or Kerr Jars only

60. Dried Fruits
61. Dried Vegetables
62. Dried Herbs
63. Dried Peppers
64. Other Dried Vegetables

SECTION 206: CLOTHING

Superintendents: Jeralee McNeil

Premiums: 1st \$1.50; 2nd - \$1; 3rd - .50

1. Apron
2. 1 Piece Sportswear
3. Pants or Shorts
4. 2 or More Pieces Sportswear
5. Dress of Cotton or Blend
6. Dress for Best Wear
7. Dress or Ensemble of Knit
8. Blouse or Shirt (Lady's)
9. Blouse or Shirt (Men's)
10. After 5, Dress or Ensemble
11. Coat or Suit (Adult)
12. Hand Appliquéd Garment
13. Machine Appliquéd Garment
14. Hand Embroidery Garment
15. Machine Embroidery Garment
16. Decorated Garment
17. Painted Garment
18. Lingerie or Sleepwear
19. Ladies Skirt
20. Infant's Garment (under size 2)
21. Girl's Dress (size 2 to 12)

Open Class, CONT...

22. Children's Play Wear – Boy's (1 or 2 pieces)
23. Children's Play Wear – Girl's (1 or 2 Pieces)
24. Belts
25. Purses
26. Hand Knitted Garment
27. Machine Knitted Garment
28. Crocheted Garment
29. Wool or Wool Blend Garment
30. Vest
31. Costumes
32. Boy's Wear
33. Recycled Clothing
34. Fabric Scarf



JUNIOR CLOTHING FOR EXHIBITORS

AGE 13 & UNDER

35. Blouse
36. Skirt
37. Pants or Shorts
38. Dress
39. 2 or 3 Piece Sportswear coordinates
40. Wool or Wool Blend Garment
41. Clothing Articles other than above

SECTION 207: HOUSEHOLD ARTS

Superintendents: Emmelen Allen & Jeralee McNeil

All articles must have been made since the last county fair.

Premiums: 1st - \$1.50; 2nd - \$1; 3rd - .50

1. Table Cloth
2. Crochet Table Cloth
3. Pillow Cases (2)
4. Crochet Afghan (granny squared)
5. Crochet Afghan (other)
6. Other Crochet
7. Knitted Afghan or knitted non-clothing item
8. Baby Afghan, knit or crochet
9. Pothead (set of 2 or more)
10. Place mats (2)
11. Crewel Embroidery Article
12. Swedish or Huck Weaving
13. Cross Stitch (not counted)
14. Counted Cross Stitch (framed)
15. Counted Cross Stitch (not Framed)
16. Embroidery
17. Textile Painted Item
18. Machine Embroidery
19. Wall Hanging - Stitched
20. Table Runner
21. Decorative Machine Stitch Article
22. Hand Weaving
23. Stuffed Toy

24. Accent Pillow

25. Needle Point

26. Needle Point on Plastic Canvas

36

27. Other Handwork



All Washed Up
Laundromat &
Drop Off Service

Mustang

Good Luck to all Participants

301 N Easton, Allen, OK • (580)857-1004

Phillips
Funeral Service

ADA ~ WEWOKA ~ HOLDENVILLE
www.phillipsfuneralservice.com

Ada's only full-service funeral home with in-house cremation services and local cemetery property. It would be our privilege to assist you throughout the process.

Ada Location
123 East 13th Street
Ada, Oklahoma
(580) 332-6011

Wewoka Location
409 Wewoka Street
Wewoka, Oklahoma
(405) 257-3321

Holdenville location
310 East Main Street
Holdenville, Oklahoma
(405) 379-5422
info@phillips-fh.com

BUCKLE UP! IT'S TIME!

PONTOTOC FAIR COUNTY

ADA, OK - Since 1916

AUG. 21-23, 2025

28. Rugs (any type)
29. Baby Quilt
30. Appliquéd Quilt
31. Hand Pieced Quilt
32. Hand Quilted Quilt
33. Any Other Type New Quilt
34. Bedspread
35. Refinished or Upholstered Piece of Furniture
36. Quilt Top (not quilted)
37. Machine Pieced Quilt
38. Machine Embroidery Quilt
39. Hand Embroidery Quilt
40. Jr. Quilt (quilt completed under the age of 12)



**SENIOR CITIZENS (65 OR OLDER)
OR NURSING HOME RESIDENTS**

41. Apron
42. Crochet (any article)
43. Embroidery (any article)
44. Knitting (any article)
45. Decorative Pillow
46. Quilt
47. Crafts
48. Other Handwork

4. China Painting
5. Wood Craft
6. Wood Turned Closed/hollow form (opening is 1/3 or less than diameter of piece)
7. Wood Turned Bowl
8. Wood Turned Platter
9. Wood Turned Writing instrument
10. Wood Turned Lidded container
11. Wood Turned Ornament
12. Wood Turned Segmented piece
13. Wood Turned Spindle pieces (turning between centers)
14. Wood Turned Miscellaneous
15. Nature Art
16. Wood Carving
17. Wall Hanging (not a painting)
18. Wall Hanging (Wreaths)

SECTION 208: CRAFTS

Superintendents: Jessie Welch & Julie Knighten
All articles must be the work of the exhibitor and made since the last county fair.

Premiums: 1st - \$1.50; 2nd - \$1; 3rd - .50

1. Glazed Ceramic (1)
2. Antique or Detailed Stained Ceramic (1)
3. Dry Brush Ceramic (1)

**Your next career
and success
could be just
around the
corner in one
of these high
demand
industries!**

- Automotive
- Biotech
- Cosmetology
- Fire Academy
- Information Technology
- Heavy Equipment
- Healthcare/Nursing
- Lineworking
- HVAC & Electrical
- Welding
- ...and so much more!

Apply Online at: www.PontotocTech.edu!



Pontotoc Technology Center
601 West 33rd Street | Ada Oklahoma
(580) 310-2200

Training to Succeed





- **Walking Floors**
- **Flatbeds**
- **Feed Trailers**

Buy/Sell Quality Alfalfa & Grass Hay

Chesston & Julie Lee
Office: 580.421.9526 • Cell: 580.421.3480
7829 CR 1560 • Ada, OK 74820

Open Class, CONT...

19. China Doll (1)
20. Handmade Doll (1)
21. Tole Painting
22. Plaster Craft
23. Glass Craft
24. String Art
25. Framed or Box Collection
26. Other Collection (10 items or less)
27. Miscellaneous Craft
28. Recycled Craft
29. Paper Craft
30. Jewelry
31. Beadwork
32. Hand & Loom Work
33. Native American Art
34. Miniature Craft
35. Diorama
36. Scrapbook
37. Scrapbook Page (any subject)
38. Leather Craft
39. Rubber Stamping
40. Basket Weaving
41. Plastic Canvas Craft
42. Diamond Craft
43. Barn Quilt (any size)

JUNIOR CRAFT

(For exhibitors 13 years of age & under)

44. Ceramics
45. Wood Craft
46. Plastic or Plaster Craft
47. Collections



48. Leather Craft
 49. Glass Craft
 50. String Art
 51. Paper Craft
 52. Craft (other than above)
 53. Diorama
 54. Craft Item made from Duct Tape
 55. Lego Craft – (Large above 12”)
 56. Lego Craft – (Small under 12”)
- (Lego Crafts must be glued and displayed on a base)

FLOWER ARRANGEMENTS

(Not a growing house plant)

57. Fresh Flower Arrangement
58. Dried Flower Arrangement
59. Silk Flower Arrangement

JUNIOR

This is a promotional advertisement for J.B.'s Ace Home Center. The background is a wood-grain texture. At the top, the words "POWER IN COMMUNITY" are written in large, white, bold, sans-serif capital letters. Below this, the text "Together WE can do so much, one 2x4 at a time!" is written in a smaller, white, sans-serif font. On the left side, there is an illustration of various hand tools including a hand saw, a utility knife, a hammer, a wrench, and pliers. On the right side, there is a circular logo for Elk Supply Ace, featuring a red building with the words "Elk SUPPLY ACE" on it, wind turbines, and flowers. Below the logo, the word "Ada" is written in a large, white, cursive font. At the bottom left, the text "J.B.'s Ace Home Center" is written in a bold, red, sans-serif font, followed by "1407 North Country Club Road" and "Phone: (580) 436-3992 • www.elksupply.com" in a white, sans-serif font. A small Facebook icon is located at the bottom right.

(For exhibitors 13 years of age or under)

60. Fresh Flower Arrangement
61. Artificial Arrangement
62. Dried Arrangement

HOLIDAY PARADE

63. Christmas Tree Skirt
64. Christmas Tree Ornament
65. Christmas Stocking
66. Holiday Candle Holder
67. Holiday Table Cloth
68. Holiday Table Runner
69. Holiday Wall Hanging
70. Holiday Yard Ornament
71. Holiday Wreath
72. Holiday Ceramics
73. Holiday Centerpiece
74. Other Holiday Decoration
75. Holiday Placemats (2)

SECTION 209: ART

Superintendent: Jan & Lonnie Long

Premiums: 1st - \$1.50; 2nd - \$1; 3rd - .50

All articles must have been made since the last county fair.

Exhibitors will be only allowed one entry per class.

No Art allowed large than 20" x 24"

Art can be framed, but NO GLASS allowed in frames

OILS, ACRYLICS OR PASTELS

1. Portrait
2. Portrait – Water Color
3. Portrait – Pencil
4. Landscape
5. Landscape – Water Color
6. Landscape – Pencil
7. Still Life
8. Still Life – Water Color
9. Still Life – Pencil
10. Old Barns & Building
11. Old Barns & Buildings – Water Color
12. Old Barns & Buildings – Pencil
13. Seascape
14. Seascape – Water Color
15. Seascape – Pencil
16. Floral
17. Floral – Water Color
18. Floral – Pencil
19. Animal
20. Animal – Water Color
21. Animal – Pencil
22. Abstract
23. Abstract – Water Color
24. Abstract – Pencil
25. Western Art
26. Western Art – Water Color
27. Western Art – Pencil



OTHER ART

28. Paint by Number or Kit
29. Art on Saws or other objects
30. Sculpture
31. Art on Nature Item

PAINTINGS BY JUNIOR ARTISTS

(For exhibitors 13 years of age & under)

32. Portrait
33. Landscape, Seascape, etc.
34. Still Life
35. Animal
36. Abstract
37. Pencil
38. Ink
39. Charcoal
40. Paint by Number or Kit
41. Age 5 & under (size limited to 8 1/2 "x 11")
42. Participation Ribbons only.

SECTION 210: PHOTOGRAPHY

Superintendent: Bryant Kelley

• Only amateur photographers may enter. An amateur is a person who derives no more than 10% of their income from photography.

• Pictures must be 5" x 7" and matted on an 8" x 10" backing

• Overall impact of the photo will be considered
• Black and white and color photos will be accepted (except in Class 10 & 21)

• Photos must be titled or identified on the front
• Limit entries to not more than 1 per class. Entries may be reclassified if deemed advisable by superintendent.

17 Years old and Under Class 1 -12

1. Nature (animals, birds, insects, etc.)
2. Action
3. Scenic or Landscapes
4. Flowers
5. Geometric, textures, patterns or lines
6. Patriotic
7. People

Open Class, CONT...

8. Computer enhanced (anything that modifies the original image)
9. Events (people taking part in any type of event, such as school, church, community, organizations, etc.)
10. Black and White
11. Picture Story (3 or more mounted on one stiff backing, not to exceed 18" x 24")
12. Miscellaneous (anything else)

18 Years Old or Older (Classes 13 – 23)

13. Nature (animals, birds, insects, etc.)
14. Action
15. Scenic or Landscapes
16. Flowers
17. Geometric, textures, patterns or lines
18. Patriotic
19. People
20. Computer enhanced
21. (anything that modifies the original image)
22. Events (people taking part in any type of event, such as school, church, community, organizations, etc.)
23. Black and White
24. Picture Story (3 or more mounted on one stiff backing, not to exceed 18" x 24")
25. Miscellaneous (anything else)

6 years old and under

26. Miscellaneous

SECTION 211: HOME & COMMUNITY

EDUCATION

Superintendents: TBA

An OHCE group may enter one exhibit in each class.

All entries must be made within the last year and made by the person exhibiting the item.

Premiums: 1st - \$1.50; 2nd - \$1; 3rd - .50; 4th - .50 5th .50

CANNING

Must be canned in regulation Ball or Kerr quarts, pints or half-pint jars.

1. Tomatoes or Tomato Juice
2. Other Vegetable
3. Juicy Fruit (berries, cherries, grapes, pineapple, plums)
4. Fleshy Fruit (apples, apricots, nectarines, peaches, pears)
5. Pickles or Relish
6. Jam, Jelly, Preserves

FOOD PREPARATION

One exhibit required for bonus points.

7. Yeast Dinner Rolls (3)
8. Iced Layer Cake (not a mix)
9. Loaf of Quick Bread (not yeast)

NOTE: HCE exhibitors may remove all but one piece of their food exhibit by 1 p.m. after judging on Thursday.

40

CLOTHING

10. Street Dress



DANNY DAVIS

County Commissioner
District #2

P. O. Box 1425
Ada, Oklahoma 74821

580.332.8977 Courthouse
580.332.8401 County Barn
580.272.8220 Cell

commissioner2@pontotoc.okcounties.org



11. Clothing Accessory (any type)
12. Lady's Coat or Suit
13. Men's Wear (shirt, slacks, or suit)
14. Girl's Sports (12 yrs. & under)
15. Girl's Dress (12 yrs. & under)
16. Boy's Wear (12 yrs. & under)
17. Lady's Skirt
18. Lady's Blouse
19. Lady's Pants or Shorts

HOME IMPROVEMENT

20. Framed Painting (oil, watercolor, charcoal, pastels)
21. Framed Picture (any needlework)
22. Quilted Wall Hanging
23. Any decorative Pillow
24. Baby Quilt
25. Decorative Accessory (Other)
26. Artificial or Dried Flower Arrangement
27. Stuffed toy (No Dolls)
28. Crochet or Knit Afghan
29. Hand Embroidery Article
(including counted cross stitch)
30. Table Covering (cloth, runner, mats)
31. Furniture Renovation
(A story of what was done must accompany the exhibit.
Before and after pictures will help tell the story)
32. Dolls
33. Other Wall Hanging not listed

OHCE History Book

- The history and accomplishments made this past year (September – August)
- Originality
- Neatness and attractiveness
- Story of Achievement (not to exceed 1,000 words)
- Good news coverage (community involvement)
- Pictures that tell a story
- Participation: County Fair, County Meetings, District Meetings, State OHCE Meeting, County Workshops, Leaders Lessons, Quilt Show and Other OHCE events.
- Pictures, newspaper articles and ribbons or winnings displayed in some way to show participation of members.

A champion ribbon will be awarded to the top HCE booth based on No.'s 1, 2, 3, above.

SECTION 212: SPECIAL EXHIBITORS

Participation ribbons only

All articles in this class shall be made by residents of Pontotoc County that are considered special or developmental handicapped.

1. Cookies (3)
2. Cake (any kind)
3. Pencil Drawing
4. Watercolor
5. Paint by Number
6. Color Art
7. Other Craft Item

SECTION 213: FCCLA

Premiums: 1st - \$1.50; 2nd - \$1; 3rd - .50

1. Jelly
2. Preserves
3. Salsa
4. Quick Bread
5. Yeast Bread
6. Chocolate Chip Cookies
7. No Bake Cookies
8. Party Cookies
9. Other Cookies
10. Any Cake
11. (iced by not decorated)
12. Sewn Garment
13. Sew – Non clothing item
14. Recycled Item
15. Item made from duct tape
16. Quilt or Quilted item
17. Poster (any FCS subject)
18. FCCLA Notebook and display
19. Career Portfolio or career investigation
 - A. Grades 8 – 9
 - B. Grades 10 – 12
 - C. Job interview 10 – 12
20. Chapter Scrapbook
21. Other FCCLA Project including National Programs



JUNIOR DIVISION

4-H & FFA YOUTH DEPARTMENT

General Superintendents: Extension Educators & Ag-Ed Instructors

All Entries are made through pontotocfairada.fairentry.com

Peewee 8 and under

Jr. Classifies as Grades 3-5

Int. Classifies as Grades 6-8

Sr. Classifies as Grades 9-12

Rules & Regulations:

- Eligibility: This show is open to all 4-H and FFA members of Pontotoc County who meet age and membership guidelines established by the 4-H Clubs and FFA Chapters in Pontotoc County. Exhibitors who have graduated from High School prior to the current calendar year will not be eligible.

- Each junior exhibitor must be enrolled in each project or in a supervised farming program which he or she expects to exhibit in this department.

- Each junior exhibitor must have produced his own crop exhibit and must own and have daily care of any cattle, sheep, goats, swine, dairy, poultry or rabbits exhibited.

- Junior exhibitors may not enter the same exhibit in both the junior division and the open class.

- Junior exhibitors may exhibit only one exhibit in each class except livestock where each exhibitor may exhibit two entries in each class.

- Except for collections which are added to in successive years, no exhibit may be entered more than on time and exhibits must be made in the past year.

- Showmanship will be according to the age you were in August 1st 2024.

- Only Jr. Exhibitors will be allowed to show in Jr. Classes. If you need an extra showman, it must be someone who is exhibiting in the show.

- All animals being exhibited at the Pontotoc County Fair are required to remain on the grounds until all entries have been released on Saturday by 11 a.m. or after their show has completed.

- If at any time the Fair Board deems temperature unsafe for the livestock, all animals will be released from the grounds.

- The Pontotoc County Horse Show will follow the 2025 Rules for Oklahoma 4-H District and State Horse Shows. Rules can be found at: <https://4h.okstate.edu/projects/horses/site-files/docs/2025-state-4-h-horse-rulebook-a.pdf>

SHOW RING CODE OF ETHICS

Any violation of the following rules will automatically result in disqualification.

- The use of any drug or chemical compound that is not approved by the Food and Drug Administration for use in meat animals is prohibited. The illegal administration of approved drugs and compounds is also prohibited. All animals entered in the

show are subject to blood, urine and tissue test by the show, FDA and USDA for illegal substance and substances that exceed the acceptable levels established by the United States Department of Agriculture, the Food and Drug Administration, the Food Animal Residue Avoidance Databank and the Environment Protection Agency. A positive test will result in disqualification. The exhibitor shall assure full responsibility for any violation or regulations related to drugs and medications to include withdrawal times and the condemnation of carcasses due to drug rule/regulation violations. This includes forfeiture of all premiums and market values of the animal. All premiums will be withheld until tests have been completed.

- No hair coloring of any type will be allowed to be used on any exhibit above the flank of the animal. Added hair or other material, natural or man-made may not be used in the grooming of any entry. Any attempt to change the composition or appearance of any animal will result in disqualification. Grooming must be performed by the exhibitor, another exhibitor in the show, parent or legal guardian, or Ag Instructor (Professional Grooming is prohibited).

- Official dress or organizational clothing must be worn during the show.

All Other Rules will follow OYE Livestock Rules. Rules can be found at

<https://okyouthexpo.com/wp-content/uploads/2022/03/2022-Oklahoma-Youth-Expo-All-Species-Rulebook.docx-4.pdf>

See Schedule for official check in and weigh in time. All animals must be checked in by the superintendent and weighed.

SECTION 107: JUNIOR HORSES

Superintendents: Raven Gray, Jeff Gettys & Nakia Rhodes

The same horse may be shown in the open and junior show but not by the same exhibitor. Junior exhibitors may show in both the open and junior show but not with the same horse. No coaching of patterns from outside the ring. Awards will be given to overall High Point and Reserve High Point horse in each age division. The Pontotoc County Free Fair will be following the 2025 Oklahoma State 4-H Horse Show Rules involving which classes can and cannot be crossed over on the same horse at the same show. No classes will be added after the entry deadline!

2022 Oklahoma State

4-H Horse Show Rules

Pg. 48. Rule 2.

No classes will be added after the entry deadline!

Premiums: 1st - \$10; 2nd-\$6; 3rd - \$4

NO WEANLINGS OR STALLIONS
IN THE JUNIOR SHOW

1. Mares (2 yrs of age & under)
2. Mares (3 yrs of age and over)

Champion & Res. Champion Mare – Ribbon

3. Gelding (2 yrs & under)
4. Gelding (3 yrs of age and over)

Champion & Res. Champion Gelding – Ribbon

5. Pony Halter (pony as defined equine not exceeding 54 inches at the withers)
6. Peewee Showmanship
7. Junior Showmanship (Buckle Award)
8. Senior Showmanship (Buckle Award)
9. Lead Line (youth 5 years and under)
10. Walk-Trot (8 and under)
11. Peewee Western Trail
12. Junior Western Trail
13. Senior Western Trail
14. Peewee Ranch Horse Trail
15. Junior Ranch Horse Trail
16. Senior Ranch Horse Trail
17. Peewee Ranch Horse Ground Handling
18. Junior Ranch Horse Ground Handling
19. Senior Ranch Horse Ground Handling
20. Peewee Western Pleasure
21. Junior Western Pleasure
22. Senior Western Pleasure
23. Pony Western Pleasure (all ages)
24. Peewee Western Horsemanship
25. Junior Western Horsemanship
26. Senior Western Horsemanship
27. Peewee Western Reining
28. Junior Western Reining
29. Senior Western Reining
30. Peewee Ranch Horse Riding
31. Junior Ranch Horse Riding
32. Senior Ranch Horse Riding
33. Peewee Barrel Racing
34. Junior Barrel Racing
35. Senior Barrel Racing
36. Peewee Pole Bending
37. Junior Pole Bending
38. Senior Pole Bending
39. Peewee Goat Ribbon
40. Junior Goat Tying
41. Senior Goat Tying
42. Peewee Ranch Horse Roping
43. Junior Ranch Horse Roping
44. Senior Ranch Horse Roping
45. Peewee Ranch Horse Boxing
46. Junior Ranch Horse Boxing
47. Senior Ranch Horse Boxing

Team roping participants may only enter one time in each class. An adult may, not limited to, rope with a junior exhibitor. ie. Adult header for class #36 junior heeling.

48. Junior Heading
49. Senior Heading
50. Junior Heeling
51. Senior Heeling



SECTION 108: JUNIOR BEEF CATTLE

Superintendent: Rindy Bacon

All junior beef animals will be tied or put in horse stalls. Beef animals must remain tied for school tours on Saturday, August 23rd from 3pm.

HEIFERS

Classes will be provided for any recognized breed having acceptable entry. Classes will be provided for Commercial Heifers based on weight. Two Heifers to make a breed. If there are not two heifers in a particular breed, the heifer will be shown as AOB.

Premiums: 1st - \$15; 2nd - \$10; 3rd - \$5

1. Heifer Born March 1 – May 1, 2025
2. Heifer born February 1 – February 28, 2025
3. Heifer born January 1 – January 31, 2025
4. Heifer born November 1 – December 31, 2024
5. Heifer born September 1 – October 31, 2024

Breed and Res. Breed Champion – Ribbon

Grand and Res. Grand Champion Heifer – Ribbon

STEERS

Steers will show by weight. All classes will be broken by the show superintendent. All breeds will show together.

Grand & Res. Grand Champion - Ribbon

Beef Showmanship

All Beef exhibitors are eligible to show for showmanship
Jr. Beef Showmanship (3-6 Grade) Buckle
Int. Beef Showmanship (7-9 Grade) Buckle
Sr. Beef Showmanship (10-12 Grade) Buckle

**Premiums: 1st - \$15; 2nd - \$13; 3rd - \$10; 4th - \$9;
5th - \$8; 6th - \$7; 7th - \$6; 8th - \$5; 9th - \$5; 10th - \$5**

SECTION 109: JUNIOR SWINE

Superintendent: Brady Jennings

All swine must be pseudo rabies tested after June 1, 2025.

Gilts: Gilts do not need registration papers but must meet breed requirements.

Premiums: 1st - \$15; 2nd - \$10; 3rd - \$5

Gilts show by weight

Champion & Res. Champion Gilt – Ribbon

Market Barrows: Weights 200-280lbs. Any

JR. Division CONT...

barrow weighing more than 280lbs may be disqualified by the superintendent. Maximum of 3 barrows per exhibitor. Classes will be broke at the discretion of the Superintendent.

1. Berkshire
2. Chester White
3. Duroc
4. Hampshire
5. Hereford
6. Poland
7. Spot
8. Yorkshire
9. Light Cross (Must have no black pigmentation)
10. Dark Cross

Grand & Res. Grand Champion Barrow – Ribbon

Jr. Swine Showmanship (3-6 Grade) – Buckle
Int. Swine Showmanship (7-9 Grade) - Buckle
Sr. Swine Showmanship (10-12 Grade) – Buckle

SECTION 110: JUNIOR SHEEP

Superintendent: Rick Frazier

Ewes: All sheep must have a scrappies ear tag.

Premiums: 1st - \$15; 2nd - \$10; 3rd - \$5

1. Ewe Lamb (under 1 yr of age)
2. Ewe (1 yr & under 2)
3. Ewe (2 yrs of age)

Champion & Res. Champion Ewe – Ribbon

Overall Supreme and Res. Supreme Ewe – Ribbon

Market Lambs: Only wether lambs may compete. Market lambs must have lamb teeth with no signs of permanent teeth. Maximum of 3 market lambs per exhibitor. Classes will be broke at the Superintendent's discretion. Official classification will be performed by show officials.

4. Dorset
5. Hampshire
6. Suffolk
7. Crossbreed
8. Natural Color
9. Hair
10. Shropshire
11. Speckled Face
12. Southdown

Grand & Res. Grand Market Lamb – Ribbon

Jr. Sheep Showmanship (3-6 Grade) – Buckle
Int. Sheep Showmanship (7-9 Grade) - Buckle
Sr. Sheep Showmanship (10-12 Grade) – Buckle

SECTION 112 A: JUNIOR POULTRY

Poultry Superintendents: Janice Hall & James Arnold

44

- **No late entries accepted.**
- All birds must be pre-entered online and pullorum tested or be from a certified NPIP flock.



Birds will be tested and caged Wednesday, August 20th from 4-6 p.m., and barn will close after testing is completed. Exhibits must be in place by 12:00 noon. Exhibitors are responsible for proper classification of entries. Only breeds and varieties recognized by the American Poultry Association and American Bantam Association will be eligible for awards. Improperly classified exhibits may be disqualified by the judge. The decision of the judge is final. All sick or suspect animals will be removed.

- Exhibitor will be limited to four birds per variety.
- Coops will be allotted as entries are received, but exhibitors should be prepared to furnish their own cages if all fair-owned cages become full.
- Classes listed below will have divisions for (a) Cocks (b) Hens (c) Cockerels (d) Pullets.
- Bring your own bedding, food, and water containers. Exhibitor is responsible for the care (feed, water, clean pen, fan, ice jugs) of their own animals during the fair.
- Premiums will be paid to 1st, 2nd, and 3rd place birds, providing there are three or more birds judged in that sex and variety. Where less than three birds are judged in a sex and variety, premiums will not be paid and ribbons only will be awarded.

Premiums: 1st - \$1.50; 2nd - \$1; 3rd - \$.50

Large Fowl Classes:

1. American
2. English
3. Asiatic
4. Continental
5. Mediterranean
6. All Other Standard Breeds

Bantam Fowl Classes:

7. Single Comb Clean Legged
8. Rose Comb Clean Legged
9. Feather Legged
10. Old English Game
11. Modern Game
12. All Other Comb

WATERFOWL

13. Bantam Ducks
14. Light Ducks
15. Medium Ducks
16. Heavy Ducks

TURKEYS

17. Turkeys

Junior Broiler Show

Superintendent: Janice Hall

Pre-registration is required for this class by April 11th. Chicks are ordered from a designated supplier in April for June delivery.

Premiums; 1st - \$5; 2nd - \$3; 3rd \$2

18. (Pen of 3 birds) Lights

19. (Pen of 3 birds) Heavies

Juniors may enter one pen in each class.

Entry forms and complete rules for broiler class available at extension office.

Poultry Showmanship-Must pre-enter when entries are turned in

Pre-Junior- (5-7), Junior- (8-10), Intermediate (11-13), Senior (14-18)

EGG SHOW – An Entry will consist of three eggs from same variety and will be judged for Shell Color, Shape, Texture and Uniformity. Entry Judging Cards will be provided at check in, as well as plates for displaying the entry.

Premiums: 1st - \$1.50; 2nd - \$1; 3rd - \$1

SECTION 112 B JUNIOR RABBITS

Superintendent: Kristy Huntsman

No late entries accepted. Obtain entry forms at the OSU Extension Office. An exhibit shall consist of one rabbit at least 6 months of age. Coops will be allotted as entries are received, but exhibitors should be prepared to furnish their own cages if all fair-owned cages become full. Classes listed below have divisions for (a) Bucks and (b) Does. Bring your own bedding, feed and water containers.

Premiums: 1st - \$5; 2nd - \$3; 3rd - \$2

1. Market (Meat)

2. Fur

3. Fancy

Rabbit Showmanship-Must pre-enter when entries are turned in. Will begin after completion of judging.

Pre-Junior- (5-7), Junior- (8-10), Intermediate (11-13), Senior (14-18)

SECTION 113: PROSPECT MEAT GOAT DOES AND JR. MARKET WETHERS

Superintendent: Justin Smith

All Goats must have permanent official identification that meets the requirements of the Oklahoma Scrapie Eradication Program. A maximum of 3 market wethers per Exhibitor. Classes will be broken at the Superintendent's discretion. Exhibitors may exhibit up to 4 does with a maximum of 3 per division. Entries in the Wether Dam class must be slick sheared.

Premiums; 1st - \$15; 2nd - \$10; 3rd \$5

Jr. Showmanship (3-6 Grade) – Buckle

Int. Showmanship (7-9 Grade) – Buckle



Sr. Showmanship (10-12 Grade) – Buckle

1. Market Wethers (by weight)

2. Champion and Res. Champion Wether – Ribbon

3. Meat Goat Breeding Does

Prospect Does, Milk Tooth Only (by weight)

Champion and Res. Champion Breeding Doe – Ribbon

Premiums: 1st-\$6; 2nd - \$4

MILK GOATS

Classes will be provided for Alpines, Nubians, Sannens, Toggenburgs and LaManchas. Ribbons only will be awarded.

4. Doe, Age 3-6 months

5. Doe, Over 6 months

6. Doe, Yearling

7. Doe Milker

(Will be divided if numbers allow – freshened or non-freshened)

Champion Overall Milk Goat

Reserve Champion Overall Milk Goat

SECTION 415: JR. AGRICULTURE MECHANICS

Superintendent: Seth Reeves

Articles exhibited must have been constructed by the exhibitor within the past year. All exhibits must include bill of materials with realistic costs.

Premiums: 1st - \$15; 2nd - \$10; 3rd - \$5

1. Trailers

2. Racks (metal or wooden)

3. Livestock Equipment (feeders, panels, etc.)

4. Crops Equipment (planters, conveyors, storage)

5. Shop Improvement Projects

6. Hobby & Recreation

4-H Youth Development General Guidelines

All Entries are made through

<http://pontotocfairada.fairentry.com>

• Each exhibitor must be an enrolled member of a Pontotoc County 4-H Club.

• A 4-H member can only enter one exhibit per class.

• The 4-H member should enter the class that

JR. Division CONT...

matches the grade level as of August 1, 2024. Exhibits should be project work done for the 2024-25 4-H year. The County Fair is the end of the 4-H year, not the beginning of the 4-H year.

- No 4-H member may enter the same exhibit in both the 4-H and Open classes.
- Each member must have produced or made the exhibit in the current year. (August 1, 2024 - Fair 2025). Upon violation of this rule, ALL 4-H exhibits of this member will be disqualified, and no premiums paid.
- Exhibits entered in previous fairs or “updated” exhibits are not eligible unless guidelines for the class state otherwise. Exhibit(s) found in violation in Sections 300-325 will be disqualified by the 4-H educator and Fairboard. No premiums paid. All decisions are final.
- All exhibits should be permanently signed and dated in an inconspicuous location if material permits. Judges and/or educators may permanently mark exhibits with the year.
- First place exhibits qualifying for the state fair cannot weigh more than 25lbs or be larger than 3ft in height or length. Any exhibits larger will be the responsibility of the exhibitor to transport to Oklahoma City on state fair entry day and pick up on exhibit release day if the exhibitor wants to participate in the state fair with this exhibit.
- 4-H exhibits are entered and displayed at the risk of the exhibitor. The 4-H program, in cooperation with the Fairboard, accepts exhibits and will exercise due care to protect them. However, neither the 4-H program nor the Fairboard can accept responsibility for loss or damage to any exhibit due to the conditions imposed by large crowds, the arrangement of buildings in which exhibits are housed or large number of exhibits. Members who have exhibits of great sentimental and/or monetary value should carefully consider whether such exhibits should be exposed to the hazards of the Fair.

COPY WRITTEN MATERIAL AND REFERENCING SOURCES

- All 4-H exhibits should be the original work of the 4-H member. When information is taken from books, publications, magazines or from the internet, it should be expressed in the 4-H members’ own words. The 4-H member must reference the source of the information by using an asterisk (*) or a number (if more than one) and name the actual source at the end or bottom of paper, poster or educational display following an asterisk or corresponding number in text.
- No copyrighted or trademark protected written or visual material (pictures, photos, drawings, illustrations, etc.) should be used from books, magazines, publications, professional photographers, or from the internet without permission from the original creator. If the 4-H'er applies for and is granted permission to



use a copyrighted or trademark protected item, a copy of the permission form or letter needs to be attached to the back of the exhibit and properly cited with an asterisk (*) or number.

SIGNING AND DATING EXHIBITS

- Exhibits should be permanently signed and dated, in an inconspicuous location, if material permits. Some exhibits that should be signed and dated are posters, most expressive arts including fine art, ceramics, woodworking and woodcrafts, herbarium cards, seed boards, forestry exhibits and model rocketry. Judge or judging committee may permanently mark exhibit with fair and year, if not signed and dated.

EDUCATIONAL DISPLAYS

- All educational displays must have stable, freestanding backs with sides attached. This includes Sec. 301 and educational displays in specific project areas. Size requirements for all display board is 36” x 48”. Educational displays must be 3-dimensional.
- Do not include valuables, food items that will spoil or potentially harmful products (such as aspirin, cleaning products, chemicals, etc.) in any educational display. Neither the Fair nor the 4-H program can accept responsibility for loss of valuables. Potentially harmful products will be discarded. Text of displays should be readable from at least 10 ft. away.
- Displays in section 301 MUST include the 4-H Clover or mention

POSTERS

- All posters must be constructed on poster board 14” x 22” (1/2 of a poster board). They may be horizontal or vertical. Poster may be produced by any medium — watercolor, ink, crayon, acrylic, charcoal, collage, computer, etc. Posters must be flat. Do not use 3-dimensional pieces on posters. Posters will be judged on 1) educational idea portrayed, 2) public appeal, and 3) creative and original ability presented. Copyrighted or trademarked cartoon characters or other designs must not be used due to copyright restrictions.
- For display purposes, exhibitors are encouraged to laminate all posters or cover them with clear plastic film. Posters must be signed and dated on the back with a

permanent marker before laminating. If not marked, the judging committee may mark or punch. All posters must be flat (no 3-dimensional posters). Text of posters should be readable from at least 10 ft. away.

- Posters in section 300 MUST include the 4-H Clover or mention 4-H. Posters in other sections/classes are encouraged to but are NOT required to include the 4-H Clover or mention 4-H unless requested in section/class description.

Cloverbuds

- Youth ages 5-8 (not yet in the 3rd grade) may enter in 4-H Cloverbuds. This is a non-competitive, pre-4-H program allowing youth to discover 4-H, develop positive self-concept, social interactions, decision-making skills and have tons of fun. Exhibits can include 14x22 posters or any craft exhibit made in the last year. All exhibits should be marked with name and age. Participation ribbons will be given for each exhibit. No premiums paid.

- Premiums For All 4-H Sections 300-325: 1st - \$3; 2nd - \$2; 3rd - \$1; 4th - \$1; 5th - \$1

- Grade For Participation Determined by August 2024-July 2025 4-H Year Not By the New 2025-26 4-H Year

SECTION 300 4-H POSTER ART

- Posters in this section must include 4-H Clover or mention 4-H.

Beginner Division (grades 3-5)

1. 4-H promotional poster designed to recruit 4-H members, volunteers, promote any 4-H event or promote any 4-H project.

2. Poster designed to promote 4-H using the theme "Find your spark in 4-H"

3. Poster recognizing or documenting one of the following: Oklahoma 4-H history during one decade or the evolution of a particular 4-H project area over the decades.

Intermediate Division (grades 6-8)

4. 4-H promotional poster designed to recruit 4-H members, volunteers, promote any 4-H event or promote any 4-H project.

5. Poster designed to promote 4-H using the theme "Find your spark in 4-H"

6. Poster recognizing or documenting one of the following: Oklahoma 4-H history during one decade or the evolution of a particular 4-H project area over the decades.

Advanced Division (grades 9-12)

7. 4-H promotional poster designed to recruit 4-H members, volunteers, promote any 4-H event or promote any 4-H project.

8. Poster designed to promote 4-H using the theme "Find your spark in 4-H"

9. Poster recognizing or documenting one of the following:



Oklahoma 4-H history during one decade

SECTION 301 4-H EDUCATIONAL DISPLAY S

- All educational displays must have stable, freestanding backs with sides attached. This includes Sec. 301 and educational displays in specific project areas. Size requirements for all display board is 36" x 48". Educational displays must be 3-dimensional.

- Do not include valuables, food items that will spoil or potentially harmful products (such as aspirin, cleaning products, chemicals, etc.) in any educational display. Neither the Fair nor the 4-H program can accept responsibility for loss of valuables. Potentially harmful products will be discarded. Text of displays should be readable from at least 10 ft. away.

- Displays in section 301 MUST include the 4-H Clover or mention

SECTION 302 4-H PHOTOGRAPHY

- These exhibits consist of photos taken by the individual exhibitors. A photo can be entered only one year. Individuals can exhibit in only one level, and may enter only one exhibit per class in that level. Level 1 is for members who have beginning skill level, Level 2 is for those who have intermediate skill level, and Level 3 is for those who have advanced skill level. All ages within each level are before September 1 of the current calendar year.

- DIGITAL PHOTOS may be entered. Adjustments to digital photographs are limited to color and contrast adjustments, cropping, gray scaling, exposure adjustments, and red eye reduction (with the exception of Classes 25 to 28).

- PRINTS: Black and white or color prints may be exhibited. Prints must be no smaller than 4" x 6" and no larger than 5" x 7" (except when panoramic prints are used) for all classes except Classes 5, 10, 14, 18 and 22 where prints may be up to 8" x 10". Prints should be printed on photo-quality paper (not copy paper). Print quality is taken into consideration by the Judges. Photos will be disqualified if in a frame.

- TITLES, CAPTIONS AND OTHER REQUIRED INFORMATION: On the front of the board, there must be a title (i.e. My Trip to the Zoo, or My Favorite Photo) and each photo must have a caption giving the viewer more information about the photograph. The title should not be the class description (ie. Digitally adjusted photo) rather a description of the subject of the

JR. Division CONT...

photos (ie. “My Day at the Zoo”). The back of each board must include the exhibitor’s name and county. **BOARDS:** Prints must be securely attached to the surface of a single black or white (not colored) poster board, foam core, or mat board, Photos will be disqualified if on regular printing paper or card stock. No double matting, use of multiple layers or more than one color. The entire print must be seen and cannot be masked in any way. Boards must be 14” x 14” for all classes.

Level 1: Focus on Photography

Junior Classes — Grades 3-7

(for members who have beginning skill level)

1. Four (4) photos, one from each of the following categories: people, animals, plant life and scenery.
2. Four (4) photos of people doing different things, showing a variety of activities, camera angles and lighting choices.
3. Four (4) otherwise outstanding photos showing common mistakes in picture taking. The caption for each print must correctly identify what is wrong and provide an appropriate solution to prevent the mistake.
4. Series of four (4) photos telling a story or illustrating a single event.
5. Best individual photo made this year.

Senior Classes - Grades 8-12 (for members who have beginning skill level)

6. Four (4) photos, one from each of the following categories: people, animals, plant life and scenery.
7. Four (4) photos of people doing different things, showing a variety of activities, camera angles and lighting choices.
8. Four (4) otherwise outstanding photos showing common mistakes in picture taking. The caption for each print must correctly identify what is wrong and provide an appropriate solution to prevent the mistake.
9. Series of four (4) photos telling a story or illustrating a single event.
10. Best individual photo made this year.

Level 2: Controlling the Image

Junior Classes — Grades 3-7 (for members who have intermediate skill level)

11. Four (4) photos showing good composition, such as placement of subject, framing, contrast or perspective. The caption for each photo or the title of the board must explain the ideas being illustrated.
12. Four (4) action photos showing use of film speed of digital ISO, please include the film speed or digital ISO, shutter speed and aperture (if the camera is adjustable)
13. Four (4) photos showing effect (lighting, media, techniques and processes). The caption for each photo or the title of board must explain the ideas being illustrated.
14. Best individual photo made this year.



Senior Classes - Grades 8-12

(for members who have intermediate skill level)

15. Four (4) photos showing good composition, such as placement of subject, framing, contrast or perspective. The caption for each photo or the title of the board must explain the ideas being illustrated.
16. Four (4) action photos showing use of film speed or digital ISO, please include the film speed or digital ISO, shutter speed and aperture (if the camera is adjustable).
17. Four (4) photos showing effect (lighting, media, techniques and processes). The caption for each photo or the title of board must explain the ideas being illustrated.
18. Best individual photo made this year.

Level 3: Mastering Photography — All Ages - (for members who have advanced skill level)

19. Four (4) photos showing members’ knowledge of one of the following: different lenses, photo lamps, existing light, filters, or special effects. The caption for each photo or the title of the board must explain the idea(s) being illustrated.
20. Four (4) outstanding “people” pictures.
21. Four (4) landscapes or nature photos.
22. Best individual photo taken this year.

DIGITALLY ADJUSTED PHOTOS

Exhibit must include both the original photo labeled “original photo, the digitally adjusted photo labeled “adjusted photo, with a short summary of what was done (cropping, red-eye removal, color or contrast adjustment, gray scaling, exposure adjustment, etc.). Must be on a single black or white poster board, form core or mat board 14” x14”

23. Junior (grades 3-7)
24. Senior (grades 8-12)

Digitally altered photographic illustration taken with a digital camera by the exhibitor - Alterations are beyond common photography techniques of red eye removal, cropping, etc. Exhibit includes a print of the original photograph labeled “original photo”, and the digitally altered image labeled “photographic illustration”. Must be on a single black or white poster board, form core or mat board 14” x 14” Attach up to 4 page of written explanation of the alterations to the back of the exhibit.

- 25. Junior (grades 3-7)
- 26. Senior (grades 8-12)

Digitally altered scanned image – Exhibit must include the original image labeled “original image”, and the digitally altered image labeled “altered image”. Alterations are beyond common photography techniques of red eye removal, cropping, etc. Must be on a single black or white poster board, form core or mat board 14” x 14”. Attach up to 1/2 page of written explanation of alterations to the back of the exhibit. Trademark images may not be used.

- 27. Junior (grades 3-7)
- 28. Senior (grades 8-12)

SECTION 303 CREATIVE ARTS

Juniors - Grades 3-7 Seniors - Grades 8-12

1. Jr. Fine Art: Pencil, charcoal, pastels, chalk, ink
2. Sr. Fine Art: Pencil, charcoal, pastels, chalk, ink
3. Jr. Fine Art: Watercolor
4. Sr. Fine Art: Watercolor
5. Jr. Fine Art: Oil or acrylic
6. Sr. Fine Art: Oil or acrylic
7. Jr. Art Portfolio: Must include at least 5 pieces/pictures of art made by exhibitor. Must be in a 3 ring binder or commercial art portfolio, for added protection youth may utilize page protectors- if art is not available for inclusion photos of art are acceptable. https://4h.okstate.edu/projects/communication-andexpressive-arts/site-files/docs/visual-arts-general-arts-and-crafts/art_portfolio_help_sheet-a.pdf
8. Sr. Art Portfolio: Must include at least 5 pieces/pictures of art made by the exhibitor. Must be in a 3 ring binder or commercial art portfolio, for added protection youth may utilize page protectors- if art is not available for inclusion photos of art are acceptable. https://4h.okstate.edu/projects/communication-andexpressive-arts/site-files/docs/visual-arts-general-arts-and-crafts/art_portfolio_help_sheet-a.pdf
9. Jr. Creative Writing: Must be original work, no more than 500 words, typed in 12 point font, double spaced. Entry should be placed in a paper folder with brads. Cover page



must be included in front of essay – photos in essay are not permitted https://4h.okstate.edu/projects/communication-andexpressive-arts/site-files/docs/general-communications/creative_writing_cover_page-a.pdf

10. Sr. Creative Writing: Must be original work, no more than 500 words, typed in 12 point font, double spaced. Entry should be placed in a paper folder with brads. Cover page must be included in front of essay – photos in essay are not permitted https://4h.okstate.edu/projects/communication-andexpressive-arts/site-files/docs/general-communications/creative_writing_cover_page-a.pdf

11. Jr. Ceramics: Glazed (maximum of one piece)
12. Sr. Ceramics: Glazed (maximum of one piece)
13. Jr. Ceramics: Stained (maximum of one piece)
14. Sr. Ceramics: Stained (maximum of one piece)
15. Jr. Pottery: Original design made from clay using hand molding or on a potter’s wheel
16. Sr. Pottery: Original design made from clay using hand molding or on a potter’s wheel
17. Jr. Print Process Article: Block printing and other printing methods
18. Sr. Print Process Article: Block printing and other printing methods
19. Jr. Nature Craft: Article made from natural materials including weaving or basket making

DEPENDABLE

HEATING & AIR CONDITIONING

580-436-5662

American Standard™
HEATING & AIR CONDITIONING

License #72884

JR. Division CONT...

- 20. Sr. Nature Craft: Article made from natural materials including weaving or basket making
- 21. Jr. Bead Craft Article
- 22. Sr. Bead Craft Article
- 23. Jr. Leathercraft: Kit
- 24. Sr. Leathercraft: Kit
- 25. Jr. Leathercraft: Original Design
- 26. Sr. Leathercraft: Original Design
- 27. Jr. Hand Crafted Wax Candle
- 28. Sr. Hand Crafted Wax Candle
- 29. Jr. Paper Craft
- 30. Sr. Paper Craft
- 31. Jr. Plastic Craft: Includes but not limited to Lego™ Art. If Lego™ Art is entered, it must be glued
- 32. Sr. Plastic Craft: Includes but not limited to Lego™ Art. If Lego™ Art is entered, it must be glued
- 33. Jr. Duct Tape Craft
- 34. Sr. Duct Tape Craft
- 35. Jr. Miscellaneous: limited to items that cannot be entered in any other class
- 36. Sr. Miscellaneous: limited to items that cannot be entered in any other class

***NOTE: Puppets may either be entered in Design and Construction (Jr. class 42 or Sr. class 49) or in Paper Craft depending upon medium and criteria.**

SECTION 304 4-H TECHNOLOGY EXHIBITS

- Every exhibit must be labeled on the back with the following information: Name, Club, County, Age before September 1 and date poster or exhibit was made.
- Copy written material such as professional photos, books, publications or items on the internet should not be used as original.
- Exhibits displayed as posters must be constructed on poster board 14" x 22" (1/2 of a poster board). They may be horizontal or vertical.
- Posters will be judged on 1) educational idea portrayed, 2) public appeal, and 3) creative and original ability presented.



Copyrighted or trade-marked cartoon characters or other designs must not be used due to copyright restrictions.

- For poster displays purposes, exhibitors are encouraged to laminate or cover all posters with clear plastic film. Text of posters should be readable from at least 10 ft. away.
- Promotional exhibits in this section must include an official 4-H Clover or mention 4-H. For more information on proper use of the 4-H clover please refer to <http://4h.okstate.edu/educators/4-h-name-and-emblem>

Flat flyer (one-sided) designed by the exhibitor to promote a club or county 4-H educational program or activity. Computer generated flat flyer (8 1/2" x 14" or 8 1/2" x 11"). Flat flyers should be securely attached to an appropriately sized poster board.

1. Juniors (grades 3-7)
2. Seniors (grades 8-12)

Brochure, card or invitation related to 4-H (may be double-, tri-, or four-fold measuring 8 1/2" x 11" or 8 1/2" by 14" before folding.) Attach two (2) flat copies of the brochure (one side showing the front and the other side showing the back of the brochure) to an appropriately sized poster board no larger than 14" x 22" - 1/2 of a poster board. Attach a large envelope to the back of the poster board and insert a folded copy of the brochure.

3. Juniors (grades 3-7)
4. Seniors (grades 8-12)

FARM GIRL
ESTD 2014
RURAL BOUTIQUE & GENERAL STORE

Bailey
INSURANCE SOLUTIONS

MALISSA BAILEY + ZACK ASHCRAFT
100 S. MISSISSIPPI AVE. SUITE A ADA, OK 74820
580-279-1566

HOME | AUTO | LIFE | HEALTH | COMMERCIAL | FARM | RANCH
BAILEYINSURANCESOLUTIONS.COM
follow us on Facebook + Instagram

PowerPoint Presentation related to 4-H. Presentation should either promote 4-H or educate about a 4-H project. Presentations should include an official 4-H Clover or mention 4-H. Presentation entry includes a printout of at least five (5) slides and script/presentation notes in a folder or notebook. Include presentation file in a labeled CD (in an envelope). All PowerPoint presentations should be mounted on a free standing display board not to exceed 3' x 4' when the sides are extended for display. Commercially available "Science Fair Presentation boards" are encouraged". First place exhibits in each class will be displayed. Second place and sub-sequential exhibits may be displayed based upon space available and judges'/committees' discretion.

5. Juniors (grades 3-7)
6. Seniors (grades 8-12)

Digital Media For Group Or Club Project - Submit a video (maximum of 3 minutes) designed for social media use on STEM projects. The video must be in .mp4 format and submitted on a flash drive. Video may only contain first names of the participants and participants must have a signed media release form on file in their county Extension office.

7. Group Media

Additional technology exhibits (Classes 8-33) can be found in the State Fairbook <https://bit.ly/4gBomKL>

**SECTION 305 4-H
SCIENCE DISCOVERY**

See State Fairbook <https://bit.ly/4gBomKL>



SECTION 306 - Design and Construction

• Fall 2022 – All Design and Construction projects will be REQUIRED to have the Skill Mastery Sheet securely attached to the project. Use a safety pin and attach directly to the exhibit when at all possible. The sheet MUST be completed by the 4-H member.

The skill mastery sheet (<https://4h.okstate.edu/projects/design-and-construction/curriculum-andpatterns.html>) is an education tool to guide project work. Click Sample Technique Cards to find instruction for many of the techniques noted in the skill sheets (i.e. facings, zippers, hems, fasteners, etc.).

Instruction Sheets for the projects listed can be found at: <https://4h.okstate.edu/projects/design-and-construction/project-guide-sheets.html>

- Fair exhibits have been carefully selected and directed for members to investigate and learn specific skills/information and to demonstrate mastery of these skills/information.
- The end-product/exhibit is being evaluated on the skills "learned/mastered." The skill sheet serves as the member's "personal reflection" and communicates to the judge what was learned. Why is this important? Because in 4-H, the reflection and application of what was learned is more important than the end product/exhibit.
- The skill sheet is to be used as a planning tool. It is important that each 4-H member take responsibility for the life skill of "learning to learn." This may require members,



leaders and educators to look up terms and learn techniques as part of the educational process.

- Resources, instructions and project guides are posted online. Members are encouraged to seek out other valid resources which teach proper technique and knowledge in the areas of design and construction.
- General Skills to be mastered in project/product in ADC, IDC and HTDC: ♣ Structural Design: Construction technique, size, form, color and texture suited to the materials and product end use. ♣ Elements of Design: The finished product illustrates the member is learning or "mastering" the basic elements of design - line, shape or form, texture, color, and space. ♣ Principles of Design: The finished product illustrates an awareness and application of the principles of harmony, proportion, balance, rhythm and emphasis adding



JR. Division CONT...

dimension, interest and/or appeal to the finished product. ♣
Surface Design: This is any lines, shapes, colors, textures, or materials applied to the product or item's design that creates an emotional or personal quality, individuality and creative expression without disturbing initial/end purpose/how it is used. Design is that "something" which makes the item unique to the individual designer.

- Reports/Descriptions/Expense Sheet/etc. – Exhibits requiring a report/description/expense sheet of any kind, can be typed or neatly/legible handwritten. Report should be one-two pages. If typed, it must be double spaced using a minimum of 12-point font. Report MUST be SECURELY attached to the exhibit.

APPAREL DESIGN & CONSTRUCTION - (ADC)

Grades 3-5 - Review section 306 general instructions.

Project must have at least two (2) skills/techniques identified as appropriate for the ADC Level 1 or Level 2 project work. Some classes have specific skills/techniques which must be incorporated into the exhibit.

1. Simple Tops (shirt, tank top, t-shirt, vest, poncho, costume, or any other similar simple top). No lined garments. Exhibits in classes 01 and 02 are to be SIMPLE. Exhibit must have two (2) or more of the specific skills/techniques listed under any of the following headings Level 1 Mastery Sheet: Buttons, Casing, Hem, Seams, Seam Finishes.

2. Simple Bottoms (shorts, capris, pants, skirts, costume, or any other similar simple bottom). Garments are not to be lined, have pockets or a zipper. Exhibits in classes 01 and 02 are to be SIMPLE. Exhibit must have two (2) or more of the specific skills/techniques listed under any of the following headings Level 1 Mastery Sheet: Hem, Seams, Seam Finishes, Waistband.

3. Simple Lined or Unlined One-piece garment with one or one or more: pocket, waistband or facing (top, bottom, robe, jacket, dress, jumpsuit, vest, poncho/shawl costume, or any other similar one-piece garment). Exhibit must have two (2) or more of the specific skills/techniques listed under any of the following headings in the Level 1 or 2 Mastery Sheet: Facing, Pocket, Waistband, Zipper, Interfacing, Seam Finish. Waistband can be a flat front band and elastic back.

4. Non-human Apparel (doll, pet or livestock garment/costume, or any other similar item)

5. Simple Sewn Fashion Accessory (sewn hat, scarf, bag, wallet, purse, mittens, string-pack or textilebased jewelry, or any other similar sewn fashion accessory)

6. Knitted/Crocheted Fashion Accessory (knitted/crocheted hat, scarf, bag, wallet, string-pack, or textilebased jewelry, or any other similar knitted/crocheted fashion accessory). Exhibit must have two (2) or more of the specific skills/techniques listed under any of the following headings in the Level 1 or Level 2 Mastery Sheet: Crochet, Knitting.

52

**7. "Recycled/Upcycled" Apparel/Garment/
Fashion Accessory** with before and after (garment/



accessory being worn) pictures and a written description of the design and construction process/steps the member undertook and reason(s) for "redesign." See Frugal Fashion Instruction Sheet and other OK Recycle and Redesign resources.

**** See Class 20 All Grades: Apparel Design Project Portfolio**

Grades 6-8 - Review section 4306 general instructions.
Project must have at least two (2) skills/techniques identified as appropriate for the ADC Level 2 or Level 3 project work. Some classes have specific skills/techniques which must be incorporated into the exhibit.

8. Blouse/Shirt with sleeves and closure. Exhibit must have two (2) or more of the specific skills/techniques listed under any of the following headings in the Level 3 Mastery Sheet: Buttons and Buttonhole, Fasteners, Sleeves, Zipper. No jackets, coats or vests.

9. Lined or Unlined Bottom with zipper and pocket(s) Exhibit must have two (2) or more of the specific skills/techniques listed under any of the following headings in the Level 3 Mastery Sheet: Interfacing/Underlining, Lining, Pockets, Zippers. Pocket style must be one described on the skill sheet.

10. Lined or Unlined Two-piece garment (coordinating top and bottom, jacket/vest with bottom/dress, PJ's, uniform, costume, or any other similar two-piece coordinate). Exhibit must have two (2) or more of the specific skills/techniques listed under any of the following headings in the Level 3 Mastery Sheet: Buttons and Buttonhole, Fasteners, Interfacing/Underlining, Lining, Pockets, Sleeves, Zipper.

11. Sewn Fashion Accessory with closure/fastener and seams. (Examples: hat/earmuffs, wallet, bag/purse/backpack, costume accessory (such as gloves, apron, bustier), textile-based jewelry, or any similar sewn accessory. See specific skills/techniques listed under the following headings Level 3 Mastery: Buttons and Buttonholes, Fasteners, Seams, and Seam Finish which may apply.

12. Fashion Garment or Accessory created by Knitting/Crocheting/Tatting/Felting or similar technique. No accessory is to be constructed from commercial/purchased fabric (woven, knit, felt, etc.) Knitted or crocheted exhibit must have two (2) or more of the specific skills/techniques listed under any of the following headings in the Level 3 Mastery Sheet: Crochet and/or Knitting.

13. **“Recycled/Upcycled” Apparel/Garment/Fashion Accessory** with before and after (garment/accessory being worn) pictures and a written description of the design and construction process/steps the member undertook and reason(s) for “redesign.” See Frugal Fashion Instruction Sheet and other OK Recycle and Redesign resources.

**** See Class 20 All Grades:
Apparel Design Project Portfolio**

Grades 9-12 - Review section 306 general instructions. Project must have at least two (2) skills/techniques identified as appropriate for the ADC Level 3 or Level 4 project work. Some classes have specific skills/techniques which must be incorporated into the exhibit.

14. **One-piece lined or unlined garment** (pants, skirt, coat, jacket, dress, jumpsuit, uniform, formalwear, costume, or any other similar garment) with two (2) or more of the specific skills/techniques listed under any of the following headings in the Level 4 Mastery Sheet: Collar/Cuff, Buttons and Buttonholes, Fasteners, Hem, Interfacing/Under lining/ Interlining, Lining, Seam, Seam/Finish, Zipper.

15. **Two-piece lined or unlined ensemble/coordinate** (coat/jacket/vest/shirt/blouse with dress/pants/slacks/skirt/ etc., suit, costume, or any other similar two-piece coordinate with two (2) or more of the specific skills/techniques listed under any of the following headings in the Level 4 Mastery Sheet: Collar/Cuff, Buttons and Buttonholes, Fasteners, Hem, Interfacing/Under lining/Interlining, Lining, Seam, Seam/ Finish, Zipper.

16. **Sewn Fashion Accessory with closure/fastener and seams.** (Examples: hat/earmuffs, wallet, bag/purse/backpack, costume accessory (such as gloves, apron, bustier), textile-based jewelry, or any similar sewn accessory. See specific skills/techniques listed under the following headings Level 3 Mastery: Buttons and Buttonholes, Fasteners, Seams, and Seam Finish which may apply.

17. **Fashion Garment or Accessory** created by Knitting/ Crocheting/Tatting/Felting or similar technique. No accessory is to be constructed from commercial/purchased fabric (woven, knit, felt, etc.) Knitted or crocheted exhibit must have two (2) or more of the specific skills/techniques listed under any of the following headings in the Level 4 Mastery Sheet: Crochet and/or Knitting.

18. **Functional Fashion Accessory or Garment designed for Special Needs.** “Special Needs” being the individual requirements of a person with a mental, emotional, physical disability or disease.” MUST include a description of whom it was made for, why the need, any special adaptations per the individuals request and any other pertinent information supporting the finished product. (Examples of fashion accessories or garment: apron/tidy-top; garment adaptation; mastectomy pillow; cancer cap/hat; slippers/shoes; wheelchair - coat, gloves, backpack, cell phone caddy; etc. This exhibit is for fashion accessories and garments worn by the person. See IDC class 40 for other special needs item.) See Citizenship through Service Learning and Sewing for Special Needs instructions.



19. **Recycling/Upcycling Apparel on a Budget** – Focus is on the skill/technique mastery applied to the recycling/ upcycling of a garment with a budget of \$10. Must include an expense sheet for any supplies/garments purchased. In kind or on hand supplies (thread, fabric/trim scraps, buttons, interfacing, etc.) used in the design and construction are also to be listed on the expense sheet. Exhibit must include before and after (garment being worn) pictures and a written description of the design and construction process/steps the member undertook. See Frugal Fashion Instruction Sheet and other OK Recycle and Redesign resources.

**** See Class 20 All Grades:
Apparel Design Project Portfolio**

All Grades - ADC

20. **All Grades: Apparel Design Project Portfolio:** A portfolio is a great record keeping tool. It will be a valuable source for ideas and future projects, a place to share any project work done in ADC and provide a place to show samples of new techniques or knowledge explored in ADC. It is a notebook with three (3) sections – 1) Projects/Products, 2) Sample Technique Pages and 3) Creative Inspirations and Ideas. See Design Portfolio instructions. All Portfolios, regardless of grade, will be judged together.

INTERIOR DESIGN & CONSTRUCTION - (IDC)

IDC project must be made largely from a textile product unless otherwise stated. A textile is a flexible material made of fiber/thread/yarn. Textiles are formed with various methods including weaving, knitting, crocheting, knotting or felting. Other words for textiles are cloth and fabric.

Grades 3-5 - Review section 306 general instructions. Project must have at least two (2) skills/techniques identified as appropriate for the ADC Level 1 or Level 2 project work. Some classes have specific skills/techniques which must be incorporated into the exhibit.

The following headings on the Mastery Sheets are just a few examples of skills/techniques which apply to many of the projects listed in IDC: Buttons, Casing, Gathering, Hem, Seam, Seam Finish, Buttons and Buttonhole, Crochet, Darts, Facing, Fasteners, Interfacing, Knitting, Pleats, and Zipper.

JR. Division CONT...



21. Home Accent Kitchen: apron, food caddy/warmer, appliance cover, message center/board, simple curtains, tablecloth, simple table runner, hand/dish towel, potholders, hot pad, lunch bag, (1) placemat, (2) napkins, or any other similar item for the kitchen. All exhibits should illustrate some skill mastery of hand or machine sewing techniques

22. Home Accent Bedroom: Examples: two pillowcases, two coordinating pillows, pair of curtains (no commercially produced linens), or any combination of two coordinating pieces (i.e., blanket/quilt with binding, lamp shade, lap desk, rug-latched/woven/braded/etc., painted floor cloth, any other item) for the bedroom).

23. Simple Storage Bag without zipper: laundry, jewelry, cosmetic/toiletry/shaving/pencil, book/electronic cover, or any other similar bag for home/school/office/shop/vehicle/exercise/hobby/barn/etc. No fashion accessory type bags.

24. Home Accent Storage: bucket caddy, hanging storage unit, under-bed storage, basket liners, storage box, locker storage, scrapbook cover, or any other similar item. No bags.

25. Seasonal Décor sewn from fabric: table runner, (1) placemat with napkin, wall hanging, yard flag/banner/windsock, centerpiece, decoration, or any other similar item, sewn by hand or machine stitching. This class is not intended for full size quilts/blankets which do not fit "seasonal décor."

26. Recycled/Upcycled Furniture: Painted, stained, refinished, decoupage, tiled or upholstered furniture, or any other appropriate technique not stated to recycle/repurposed a piece of furniture. Purchasing an unfinished piece of furniture does not qualify as recycling/repurposing.

MUST include before and after (furniture displayed, showing how it was designed to fit a room's décor) photos, a description of the process - inspiration/design process, who it was made for, why the need, any special considerations, or any other pertinent information supporting the finished product. See Recycle and Redesign instruction sheet.

** See Class 39 All Grades: Special "Needs" Accessory

** See Class 40 All Grades: Seasonal Décor non fabric

** See Class 41 All Grades:
Interior Design Project Portfolio

Grades 6-8 - Review section 306 general instructions. Project must have at least two (2) skills/techniques identified as appropriate for the ADC Level 2 or Level 3 project work. Some classes have specific skills/techniques which must be incorporated into the exhibit.

The following headings on the Mastery Sheets are just a few examples of skills/techniques which apply to many of the IDC projects listed: Buttons and Buttonhole, Casing, Crochet, Darts, Facing, Fasteners, Gathering, Hem, Knitting, Pleats, Seam, Seam Finish, Zipper, Applique, Interfacing/Underlining, Lining, Pockets,

Staystitching, Trim(s), Top Stitching and Zipper.

27. Design Storyboard: For an "Ultimate/Ideal" Room. Include color scheme, wall treatment, floor treatment, floor plan, etc. Exhibit will consist of a multimedia presentation, notebook, or story board (matte or foam core board 20" x 15") with above items and a description of what was learned. Project can include but not limited to pictures, samples, diagram of room arrangement, drawings, narration, cost comparison of supplies, arrangements, and budget/cost, etc. for project. See Storyboard instruction sheet.

28. Home Accent Kitchen: apron, food caddy/warmer, appliance cover, message center/board, simple curtains, tablecloth, simple table runner, hand/dish towel, potholders, hot pad, lunch bag, (1) placemat, (2) napkins, or any other similar item for the kitchen. All exhibits should illustrate some skill mastery of hand or machine sewing techniques

29. Home Accent Bedroom: Examples: two pillowcases, two coordinating pillows, pair of curtains (no commercially produced linens), or any combination of two coordinating pieces (i.e., blanket/quilt with binding, lamp shade, lap desk, rug-latched/woven/braded/etc., painted floor cloth, any other item) for the bedroom). Added to beginning level new class 22

30. Storage Bag with some type of closure other than drawstring: laundry, jewelry, cosmetic/toiletry/shaving/pencil, gym/tool/equipment/sewing bag, book/electronic/computer cover, garment bag, or any other similar bag for home/school/office/shop/vehicle/exercise/hobby/barn/etc. No fashion accessory type bags.

31. Home Accent Storage: bucket caddy, hanging storage unit, under-bed storage, basket liners, storage box, scrapbook cover, or any other similar item

32. Seasonal Décor sewn from fabric: table runner, (2) placemats with napkins, wall hanging, yard flag/banner/windsock, centerpiece, decoration, or any other similar item, sewn by hand or machine stitching. This class is not intended for full size quilts/blankets which do not fit "seasonal décor."

33. Recycled/Upcycled Furniture: Painted, stained, refinished, decoupage, tiled or upholstered furniture, or any other appropriate technique not stated to recycle/repurposed a piece of furniture. Purchasing an unfinished piece of furniture does not qualify as recycling/repurposing. **MUST** include before and after (furniture displayed, showing how it was designed to fit a room's décor) photos, a description

of the process - inspiration/design process, who it was made for, why the need, any special considerations, or any other pertinent information supporting the finished product. See Recycle and Redesign instruction sheet.

** See Class 39 All Grades: Special "Needs" Accessory

** See Class 40 All Grades: Seasonal Décor non fabric

** See Class 41 All Grades:

Interior Design Project Portfolio

Grades 9-12 - Review section 306 general instructions. Project must have at least two (2) skills/techniques identified as appropriate for the ADC Level 3 or Level 4 project work. Some classes have specific skills/techniques which must be incorporated into the exhibit.

The following headings on the Mastery Sheets are just a few examples of skills/techniques which apply to many of the projects listed: Applique, Buttons and Buttonhole, Bias Tape, Couture Technique/Historic Technique, Crochet, Darts, Facing, Fasteners, Hem, Interfacing/Underlining, Knitting, Lining, Mitered Corners, Pleats, Pockets, Seam, Seam Finish, Staystitching, Trim(s), Top Stitching and Zipper.

34. Design Storyboard: For an "Ultimate/Ideal" Room. Include color scheme, wall treatment, floor treatment, floor plan, etc. Exhibit will consist of a multimedia presentation, notebook, or story board (matte or foam core board 20" x 15") with above items and a description of what was learned. Project can include but not limited to pictures, samples, diagram of room arrangement, drawings, narration, cost comparison of supplies, arrangements, and budget/cost, etc. for project. See Storyboard instruction sheet.

35. Home Accent Living/Family room: any combination of two-piece coordinates for the living/family room (slipcovers, lined or unlined curtains/drapes/shades, pillows, lap throw/lap quilt, remote caddy, ottoman, lamp shade, fireplace mantel scarf, doily, or any other similar item). No full-size quilts, full size quilts would be exhibited in classes 54 or 55.

36. Home Accent Outdoors/Patio/Camping: any combination of a two-piece coordinate (picnic/BBQ accessories, patio furniture cushions/covers, shades, (1) placemat with napkin (this is a "set" and does not count as a two-piece coordinate), utensil/condiment caddy, insulated carrier, picnic blanket, outdoor sling chair, hammock, sleeping bag, or any other similar item not stated for outdoors/patio/camping.

37. Recycled/Upcycled Furniture: Painted, stained, refinished, decoupage, tiled or upholstered furniture, or any other appropriate technique not stated to recycle/repurposed a piece of furniture. Purchasing an unfinished piece of

38. furniture does not qualify as recycling/repurposing. **MUST** include before and after (furniture displayed, showing how it was designed to fit a room's décor) photos, a description of the process - inspiration/design process, who it was made for, why the need, any special considerations, or any other pertinent information supporting the finished product. See Recycle and Redesign instruction sheet.

39. Seasonal Décor sewn from fabric: table runner, (2) placemats with napkins, wall hanging, yard flag/banner/



windsock, centerpiece, decoration, or any other similar item, sewn by hand or machine stitching. This class is not intended for full size quilts/blankets which do not fit "seasonal décor."

** See Class 39 All Grades: Special "Needs" Accessory

** See Class 40 All Grades: Seasonal Décor non fabric

** See Class 41 All Grades:

Interior Design Project Portfolio

All Grades - IDC

40. Functional Home Accessory design for Special "Needs": "Special Needs" being the individual requirements of a person with a mental, emotional, physical disability or disease. **MUST** include a description of who it was made for, why the need, any special adaptations per the individuals request and any other pertinent information supporting the finished product. (Examples of housing accessories for special needs: sensory swing/activity station; fidget quilt/blanket/mat; bedding/pillows/lap blanket; weighted/pressure/gravity blanket; bed/chair/walker caddy; bath or kitchen accessory; bedrail; storage; etc.) See Citizenship through Service Learning and Sewing for Special Needs instructions.

41. Seasonal Décor non fabric/textile: wall hanging, centerpiece, decoration, or any other similar item not stated. Exhibit is not to be constructed primarily from fabric or any textile-based product. It can have some textiles (i.e., lace, ribbon, buttons, etc.)

42. Interior Design Project Portfolio: A portfolio is a great record keeping tool. It will be a valuable source for ideas and future projects, a place to share any project work done in IDC and provide a place to show samples of new techniques or knowledge explored in IDC. It is a notebook with three (3) sections - 1) Projects/Products, 2) Sample Technique Pages and 3) Creative Inspirations and Ideas. See Design Portfolio instructions. All Portfolios, regardless of grade, will be judged together.

Hobbies/Textile Design And Construction - (HTDC)

HTDC projects are made from a textile product created by the exhibitor, unless otherwise stated. A textile is a flexible material made of fiber/thread/yarn. Textiles are formed with various methods including weaving, knitting, crocheting, knotting or felting. Other words for textiles are cloth and fabric.

JR. Division CONT...

Grades 3-6 - Review section 306 general instructions. Project must have at least two (2) skills/techniques identified as appropriate for the ADC Level 1 or Level 2 project work. Some classes have specific skills/techniques which must be incorporated into the exhibit. See sample technique cards for some of the HTDC techniques.

43. Simple Sewn Stuffed animal, doll or puppet with both hand and machine stitching techniques. Focused on showing technique mastery/what was learned constructing the finished product.

44. Decorative Textile Technique: Skill techniques(s) being mastered/learned - screen printing, transfer printing, fabric pens, tie dye, batik, stenciling, block printing or a similar method applied to a textile foundation such as a piece of clothing, fashion accessory or home décor purchased or sewn by the exhibitor. Any skill technique listed in classes 44-47 are not to be exhibited in this class. Focus is on the 1) mastery of one or more decorative textile technique, 2) creativity, and 3) mastery of the use of the elements and principles of design.

45. Textile Fabric Creation: Skill technique(s) being mastered/learned - weaving (beading or textile), latchhook, braiding, macramé, knitting, crochet, felting, basket weaving or a combination of one of these techniques to create a textile. "Textile" defined as any woven, looped or felted thread or fibre. Focus is on 1) the mastery of one or more defined textile technique(s) used to complete a finished product 2) creativity and 3) master of the use of the elements and principles of design. Examples: toy/game (rug for doll house, doll, ball, etc.), home décor (doily, table scarf, pillow, coaster, wall hanging, plant hanger, small basket, linen - dish cloth, scrub, towel, pillow cover, etc.), clothing/fashion accessory (hat, scarf, purse/bag, jewelry, etc.) or similar small item. Any skill technique listed in classes 43, 45-48 are not to be exhibited in this class.

46. Needle Art by Hand: Skill technique(s) being mastered/learned - hand embroidery, counted cross-stitch, needlepoint, crewel embroidery, needle punch or smocking applied to towel, pillowcase, garment, home accessory. Pictures must be framed. Base/foundation for needle art can be purchased or sewn by the exhibitor. Focus is on 1) the mastery of one or more "hand" needle art technique(s), 2) creativity, and 3) master of the use of the elements and principles of design.

47. Needle Art by Machine: Simple machine embroidery, cross stitch/decorative stitches, or applique applied to small decorative items, home accessories, towel, pillowcase, garment, picture, flag, banner, windsock, etc. Base/foundation for needle art can be purchased or sewn by the exhibitor. Focused on 1) the mastery of machine created needle art techniques, 2) creativity, and 3) master of the use of the elements and principles of design. NO full size quilts.

48. Machine Pieced or Appliquéd Item: Skill technique(s) being mastered/learned is machine piecing and/or applique in the creation of a "textile/fabric. From the piece, design and construct apparel, fashion



accessory, or home décor item. Focus is on 1) the mastery of one or more "machine pieced or appliquéd technique(s)", 2) creativity, and 3) master of the use of the elements and principles of design. Examples might include picture or wall art, pillow, bag, doll quilt, flag, banner, windsock, etc. NO full size quilts.

49. Repurposed Textile Creation: Item made from repurposed textile material/product which can be worn/carried or used in the home. MUST include before and after (a picture being worn or displayed, showing how it was designed to fit room décor) photos, a description of the process - inspiration/design process, who it was made for, why the need, any special considerations, or any other pertinent information supporting the finished product. Focused on 1) appropriate use of repurposed textile, 2) quality of end product, 3) creativity, and 4) application of the elements and principles of design. Attach See Recycle and Redesign instruction sheet.

** See Class 57 All Grades:

Hobbies and Textiles Design Project Portfolio

** See Class 58 All Grades:

Quilts of Valor Community Service

Grades 7-12 - Review section 4306 general instructions. Project must have at least two (4) skills/techniques identified as appropriate for the ADC Level 3 or Level 4 project work. Some classes have specific skills/techniques which must be incorporated into the exhibit. See sample technique cards for some of the HTDC techniques.

50. Stuffed animal, doll or puppet with a minimum of two (2) hand and two (2) machine sewing techniques (i.e., embroidered/appliquéd/textile painted facial features, hair constructed from yarn/floss/fur, movable parts (arm, mouth, legs, etc.), use of fake fur, or any other similar combination of techniques showing mastery of skill/technique applied to the finished product.

51. Decorative Textile Technique: Create a piece of fabric using two (2) or more decorative textile techniques described in class 43. From the piece of fabric, design and construct apparel, fashion accessory, or home décor item. Any skill technique listed in classes 51-56 are not to be exhibited in this class. Focus is on the 1) mastery of technique, 2) the creative and appropriate blending of two or more decorative

textile techniques, 3) the fabric/trim fittingly showcased in a finished product, and 4) master of the use of the elements and principles of design.

52. Textile Fabric Creation: Design and construction of an original textile [fabric or trim] using at least two (2) techniques described in class 45. Additional techniques might include but are not limited to hand spinning, cotton linter, and tating. From the textile fabric, design and construct apparel, fashion accessory, or home décor item. Focus is on 1) the mastery of two or more textile technique(s) used to produce a textile, 2) creative and appropriate use of the “textile” in finished product, and 3) mastery of the use of the elements and principles of design. Any skill technique listed in classes 50, 52-56 are not to be exhibited in this class.

53. Needle Art by Hand: Two (2) or more of these “hand” technique(s). Techniques include but not limited to embroidery [floss, yarn (crewel) or ribbon], cross-stitch, needlepoint, needle punch, smocking, Trapunto quilting, hand quilting, or similar techniques. Base/foundation for needle art can be purchased or sewn by the exhibitor. Exhibit must be a finished product, ready to display/use. Focus is on 1) the mastery of two or more “hand” needle art technique(s), 2) creativity, and 3) a mastery of the use of the elements and principles of design. This class is not intended for pieced quilts which do not fit the criteria described. A pieced quilt would be exhibited in class 54 or 55.

54. Needle Art by Machine: Two (2) or more of these “machine” techniques: original free motion embroidery/thread painting, “modified” commercial/software-based



embroidery design (must describe modification(s) on skill mastery sheet), Trapunto quilting, quilting, applique, or other advanced needle art technique(s) applied to clothing, fashion accessory or home/school/office décor. Base/foundation for needle art can be purchased or sewn by the exhibitor. Focus is on 1) the mastery of two or more “machine” created needle art techniques, 2) creativity, and 3) a mastery of the use of the elements and principles of design. This class is not intended for pieced quilts which do not fit the criteria described. A pieced quilt would be exhibited as class 54 and 55.

55. Hand Pieced and/or Hand Appliquéd Item finished with Hand quilting. Piecing and/or applique and quilting MUST have been done by hand, not by machine. Examples might include picture or wall art, pillow, bag, doll quilt, table



JR. Division CONT...

runner, lap robe, etc. Focus is on 1) the mastery of “hand work,” 2) creativity and 3) the mastery of the use of the elements and principles of design.

56. Machine Pieced and/or Machine Appliquéd Item finished with Machine Quilting. Quilting must be done by the exhibitor. Examples might include picture or wall art, pillow, bag, doll quilt, lap robe, table runner, etc. Focus is on 1) the mastery of one or more “machine pieced or appliquéd technique(s),” 2) creativity, and 3) mastery of the use of the elements and principles of design.

57. Repurposed Textile Creation: Item made from repurposed textile material/product which can be worn, used in the home, at school, in the office, on the job, car/boat/vehicle, etc. MUST include before and after (a picture being worn or displayed, showing how it was designed to fit room décor) photos, a description of the process - inspiration/design process, who it was made for, why the need, any special considerations, or any other pertinent information supporting the finished product. Focused on 1) appropriate selection of textile, 2) appropriate construction techniques for end use, 3) creativity, and 4) the use of the elements and principles of design. See Recycle and Redesign instruction sheet.

**** See Class 57 All Grades:**

Hobbies and Textiles Design Project Portfolio

**** See Class 58 All Grades:**

Quilts of Valor Community Service

All Grades - HTDC

58. Hobbies and Textiles Design Project Portfolio: A portfolio is a great record keeping tool. It will be a valuable source for ideas and future projects, a place to share any project work done in HTDC and provide a place to show samples of new techniques or knowledge explored in HTDC. It is a notebook with three (3) sections – 1) Projects/Products, 2) Sample Technique Pages and 3) Creative Inspirations and Ideas. See Design Portfolio instructions. All Portfolios, regardless of grade, will be judged together.

59. Quilts of Valor Community Service: Group or individually constructed quilt, constructed for the express purpose of being presented to a Veteran as part of the Quilts of Valor program. When available, attach the presentation script used in the Awards Ceremony or a copy of the report submitted to Quilts of Valor (<https://www.qovf.org/take-action/report-a-quilt-of-valor-award/>). Pictures of the presentation welcome. Be sure to have the veteran’s approval to use their picture for display.

SECTION 307 4-H BABYSITTING/CHILD CARE

Please reference the 4-H Military Partnership guide for Babysitting, updated in 2020.

<https://4-hmilitarypartnerships.org/resources/educator-resources/youth-babysitting-for-more-information>.

58

Junior (Grades 3-7)



- 1. Baby Book** - Any practical size, minimum of five (5) pages covering at least 9 to 10 months of development. Includes photographs, drawings mementos, and comments on developmental milestones. Must be clear that 4-Her has contributed child development information to book. Baby books prepared earlier by parents may not be entered unless 4-Her reworks the information. Handwriting should be the youth preparing the exhibit not an adult. See Unit One, page 13. Do not confuse with Class 5, Children’s Book.
- 2. Puzzles Help Children Learn** - Any size. Two (2) puzzles developmentally appropriate for children at two (2) distinct age and ability levels. Each puzzle must have its own storage container. Puzzles must be sturdy and covered so they can be cleaned with damp cloth. Describe the child for whom each puzzle would be appropriate by giving child’s age, interest, and ability. Puzzles should be suitable for either boys or girls. Do not indicate that a puzzle is for boys or girls only. See Unit One, Page 13. Commercially made puzzles are not eligible.
- 3. Child Care Poster** - Must be 14” x 22” and must be permanently signed and dated on the back prior to lamination. Judging committee may mark or punch if not marked. Text of poster should be visible for at least 10 ft. away. Choose one of these topics to develop poster: Behavior and Guidance—Include pictures and fact about child development. (See Unit One, Pages 14-15 and No. 706); Safety Risks and Procedures—include common safety risks that a babysitter needs to be aware of and procedures to address the safety issue (See No. 575, Pages 4-7 Unit 1, pages 16-17; Unit 2, Pages 28-29. 4-H Army Child & Youth Services Babysitting Student Guide, pages 25-44); Ages and Stages of Development (No 575, page 10, 4-H Army Child & Youth Services Babysitting Student Guide, Pages 49-50)
- 4. Basic First Aid Kit** - Create a basic first aid kit from scratch (not a purchased kit) that includes the basic supplies to take care of small accidents such as bumps, scrapes, stings, and sprains. Include an emergency contact list in the first aid kit that includes but is not limited to: Emergency numbers for police, fire department, poison control, veterinarian, etc. Include a supply list and the cost to put the kit together. The kit should be in a container with a lid or zipper closure. Make sure there is a label on the kit that identifies it as a “First Aid Kit” See 4-H Army Child & Youth Services Babysitting Student Guide, pages 37-41)

Senior (Grades 8-12)

5. Children's Book - Written, illustrated and constructed by 4-Her. May be written for a specific with text relating to that child or for children of certain age range. Indicate appropriate age range. Construction paper, computer print-out, cloth or poster board may be used. Illustrations may be drawn, photographs, appliques, magazine pictures or reassembled from other books. See no. 707, Books for Children. Do not confuse with Class 1, Baby Book.

6. Surprise Suitcase - Fill suitcase with homemade or store bought items for children you baby-sit. Could include books, puzzles, games, play dough, balls, and costumes. Indicate appropriate age child to use each item. Include records of how children have responded to materials. Package in suitcase that can be taken to the home. See No. 722, Child Care Kit. May include commercial puzzles. Contents need to be in a suitcase or a container with a lid.

7. Create a Game - Create a board game or card game to teach a specific topic to a child. Examples might include but are not limited to: Hygiene practices, exercise and fitness, safety, etc. Game boards must be 14" x 22" and must be permanently signed and dated on the back prior to lamination. Judging committee may mark or punch if not marked. Make sure to laminate game boards, cards or any pieces made of paper so that they are durable. Include written instructions of the rules of the game. Note in the instructions the age appropriateness of the game.

SECTION 308 4-H FOOD SCIENCE & NUTRITION

- Educational exhibits must fit 3' x 4' (width x depth) space, with sides extended. Exhibits must be free standing with sides attached. Poster must be constructed on poster board 14" x 22". Posters and displays must be permanently signed and dated on the back prior to lamination. Judging committee may mark or punch if not marked. Text of posters and displays should be readable from at least 10 ft. away.

- All food products must be on a paper plate and in a sealed plastic bag.

- 4-Hers may use recipes indicated in the food science manuals or any other recipe that fits the exhibit requirements. Cakes must be made from scratch using shortening mixing method (no angel food or chiffon-type). Bread machines may be used for the bread exhibits but bread must be made from scratch - no mixes.

- Dried foods should be exhibited in a sealed, plastic sandwich bag.

- Canned foods should be placed in colorless, standard canning jars such as those made by Kerr, Ball, etc., and properly sealed with two (2) Piece lids (no paraffin on jams and jellies). Other types of jars will be rejected. Judges will remove the screw-bands at time of judging. Labels should be neat and plainly written. Jars of jams and jellies being considered for ribbons may be evaluated for taste in addition to traditional attributes.



FOOD PREPARATION

LEVEL TWO - Grades 3-5

1. Three (3) Muffins
2. Three (3) Rolled Biscuits
3. Three (3) Baked Drop Cookies (no shaped cookies such as snickerdoodle or peanut butter)

LEVEL THREE - Grades 6-8

4. One (1) pint jar cucumber pickles
5. 14. One (1) pint or quart of any single canned fruit (not pickled)
6. 15. Dried Fruit (½ cup of a single dried fruit). Display in a sealed plastic sandwich/freezer bag.

LEVEL THREE - Grades 6-8

7. One-half loaf of any yeast bread (not a sweet dough) made by hand or in a bread machine
8. Three (3) yeast cinnamon rolls (no icing)
9. Three (3) rolled sugar-type cookies (no icing, no gingerbread recipes)

LEVEL FOUR - Grades 9-12

10. One-half loaf or portion of breads from another culture. Include a one (1) page story on how this bread fits into that culture and its nutritional contribution
11. One-half of one 8" or 9" layer Un-iced shorten type cake (no angel food or chiffon)
12. Two-crust fruit pie - 9" or 10" disposable pie pan. Crust and filling must be made by exhibitor.

FOOD PRESERVATION

- Jar rings should be left on for display. Home canned food entries to be presented in standard jars made for home canning, with a raised pattern or lettering, clear, uncolored glass and two-piece lids.)

LEVEL TWO - Grades 3-5

13. One (1) pint or half (1/2) pint jar of jam or jelly processed in boiling water canner
14. Two (2) pieces of fruit leather
15. One (1) pint or half (1/2) pint of salsa/picante sauce

LEVEL THREE - Grades 6-8

16. One (1) pint jar cucumber pickles or vegetable relish

JR. Division CONT...

17. One (1) pint or quart of any single canned fruit (not pickled).

18. Dried Fruit (1/2 cup of a single dried fruit). Display in a sealed plastic sandwich/freezer bag.

LEVEL FOUR - Grades 9-12

19. One (1) pint or quart jar pressure canned vegetables (no tomatoes or pickles)

20. One (1) quart or one (1) pint jar of plain canned tomatoes.

21. Dried Vegetable (1/2 cup of a single dried vegetable).

Display in a sealed plastic sandwich/freezer bag

DIVERSITY LEVEL TWO - Grades 3-5

22. Educational poster based on breads or cheeses of another country or countries.

LEVEL THREE & FOUR - Grades 6-12

23. Educational poster based on the foods from another culture. Can be based on a cultural celebration.

NUTRITION

LEVEL TWO - Grades 3-5

24. Educational poster based on recipe modification for healthful eating

LEVEL THREE - Grades 6-8

25. Educational poster based on the nutritional contributions of fruits and vegetables



LEVEL FOUR - Grades 9-12

26. Educational display based on a recipe modification to include:

- Original recipe and what modifications were made
- Benefits of the modifications
- How did the modifications impact the above factors?
- What were other people's responses to the modifications?

FOOD OR KITCHEN SAFETY

LEVEL TWO - Grades 3-5

27. Educational poster based on food or kitchen safety

LEVEL THREE - Grades 6-8

28. Educational poster based on protein food safety

Pontotoc County 4-H Clubs
Support The
Pontotoc County Free Fair

#TrueLeaders



#FindYourSpark

4-H . . . TO MAKE THE BEST BETTER

LEVEL FOUR - Grades 9-12

29. Educational poster based on outdoor cookery or grilling

OTHER EXHIBITS

LEVEL TWO - Grades 3-5

30. Educational poster illustrating a place setting for a specific occasion or menu

31. Bicycle Poster – Create a poster on one of the following:

- a) bicycle safety b) bicycling as part of healthy living c) maintenance of bicycles.

LEVEL THREE - Grades 6-8

32. Educational display based on a breakfast buffet theme. Should include menu, buffet layout, decorations, invitations, and any additional information.

33. Bicycle Poster – Create a poster on one of the following:

- a) bicycle safety b) bicycling as part of healthy living c) maintenance of bicycles.

LEVEL FOUR - Grades 9-12

34. Educational poster based on careers in the food industry

35. Bicycle Poster – Create a poster on one of the following:

- a) bicycle safety b) bicycling as part of healthy living c) maintenance of bicycles.

SECTION 309 4-H PERSONAL DEVELOPMENT

• All curriculum for Personal Development are posted on the Oklahoma 4-H Literature Online website at: <http://4h>.



okstate.edu/literature-links/lit-online/leadership-personal-development/personal-development/personal-development-resources

• Picture Perfect YOUth curriculum and Leader Guide - This new curriculum provides specific lessons in each level of the curriculum (beginner, intermediate and advanced) with fair project instructions. On the table of contents of each project manual, lessons with fair projects are noted with a blue ribbon icon. The score sheet for evaluating fair projects are included in all manuals and leader guide.

• Heritage Scrapbook Classes – The Heritage Scrapbook project also has a new curriculum. It is posted on the link provided above. This manual provides specific activities for

Proudly Supporting



JR. Division CONT...

each age division (beginner, intermediate, advanced). Specific activities are required for each age division and other activities are optional. The Heritage Scrapbook should grow each year! All instructions for completing the Heritage Scrapbook are provided in each activity in the Heritage Scrapbook manual. The score sheet for evaluating the Heritage Scrapbook is included in the manual and Picture Perfect YOUth Leader Guide.

- Scrapbooking Classes – The 4-H Scrapbooking project has a specific curriculum which teaches youth the basics of scrapbooking. The manual is posted on the website link above. Youth are encouraged to go through these six lessons before beginning a scrapbooking project. The score sheet for evaluating the Scrapbooking classes is provided in the 4-H Scrapbooking manual.

- Posters and educational displays should follow the guidelines on page 2 of the Oklahoma State Fair rulebook unless different instructions are provided in the project manual.

Beginner Level (grades 3-5)

1. My Short Term Goals Poster — Picture Perfect YOUth Beginner Manual: Let's Take A Goal Setting Ride, page 7

2. Hello to the House Poster — Picture Perfect YOUth Beginner Manual: Who am I? Who are YOU2, page 3

3. That's Write! Poster – Picture Perfect YOUth Beginner Manual: Manners Matter: That's Write!, page 41.

The Thank you note subject for 2025 entry is as follows: Mrs. Mitchell, your 4-H club leader, helped your team practice for the upcoming Clover County Food Showdown.

4. My Hands of Service Display — Picture Perfect YOUth Beginner Manual: Helping Hands in Action, Page 62

5. Emergency Preparedness Kit — Picture Perfect YOUth Beginner Manual: Safe in My World, page 87

6. Heritage Scrapbook — Required activities: My Family Tree, Picture This, My Heredity Profile, This is Me. Optional activities: Preserving my Family Traditions and Customs, Digital Scavenger Hunt, Can I Interview You?

7. Scrapbook — 4-6 pages (pages counted just like pages of a book, not plastic sleeves.) Scrapbooks should center around a specific theme such as 4-H projects, family vacations, birthday celebrations, a specific family holiday, etc.

Intermediate Level (grades 6-8)

8. Problem Solving Poster — Picture Perfect YOUth Intermediate Manual: Solutions for Problem-Solving, page 16

9. Media Messages: Myth or Fact? Display — Picture Perfect YOUth Intermediate Manual: The People in Our Lives, page 46

10. Leadership Banner Poster — Picture Perfect YOUth Intermediate Manual: Modeling Leadership, page 58

11. My Thumbprint of Character Poster — Picture Perfect YOUth Intermediate Manual: I.D. Good Character, page 79

62

12. Cyber Space Safety Board Game — Picture



Perfect YOUth Intermediate Manual: Cyber Space: Keep It Safe, page 89

13. Heritage Scrapbook — Required activities: My Family Tree, Picture This, My Heredity Profile, This is Me, My Day in History, Letter Writing: A Lost Art, Favorite Family Recipe, Hello. My Name is... Optional activities: Cultural Museums of Oklahoma, Digital Scavenger Hunt, Can I Interview You?

14. Scrapbook — 8-10 pages (pages counted just like pages of a book, not plastic sleeves.) Scrapbooks should center around a specific theme such as 4-H projects, family vacations, birthday celebrations, a specific family holiday, etc.

Advanced Level (grades 9-12)

15. Goal Setting Collage Poster — Picture Perfect YOUth Advanced Manual: Be SMART About Goals, page 15

16. The Who, What, Why and How of an Interview Creative Writing Poster — Picture Perfect YOUth Advanced Manual: Communicating Well with Others, page 34

17. Team building Game Display — Picture Perfect YOUth Advanced Manual: Teamwork: Towering to Success, page 53

18. My BEST Marketable Skills Display — Picture Perfect YOUth Advanced Manual: Making Your Mark!, page 73

19. Vehicle Emergency Kit — Picture Perfect YOUth Advanced Manual: Destination: Safe, page 81

20. Heritage Scrapbook — Required activities: My Family Tree, Picture This, My Heredity Profile, This is Me, My Day in History, Letter Writing: A Lost Art, Favorite Family Recipe, Hello. My Name is..., My Family Genogram, My Life Timeline, Cultural History Exploration, Family Holidays. Optional activities: My Family Poem, Digital Scavenger Hunt, Can I Interview You?

21. Scrapbook — 12-16 pages (pages counted just like pages of a book, not plastic sleeves.) Scrapbooks should center around a specific theme such as 4-H projects, family vacations, birthday celebrations, a specific family holiday, etc.

SECTION 310 4-H POSTMARK

- This exhibit consists of postmarks, not stamps.
- Exhibits may be illustrated.
- All postmarks must be mounted on either 8 1/2" x 11" note paper or photo album page of any color in a binder.
- All entries are limited to 30 pages for the collection, plus an additional page for the objective of the collection.
- Plastic cover pages are acceptable to protect the mounts.

- Any class may be illustrated.
- The criteria for judging will be: 1) Appearance and neatness; 2) readability; 3) material relates to chosen topic; 4) brief written description telling purpose or objective of your collection.

• NOTE: Metered postage marks must not be used in non-metered class exhibits and non-metered postmarks in metered classes.

• Collections from a commercial source are not eligible for exhibit (i.e. through a postal society membership.) At least one-third of the postmarks in any collection must have been added during the current project year.

• All entries must be clearly marked on the front cover or inside the front cover with the member's name and county.

Beginning Level (Grades 3-5)

1. Postmark for 10 post offices in home county or surrounding area
2. 30 Oklahoma postmarks
3. 20 topical (any category)
4. 25 Metered postage marks

Intermediate Level (Grades 6-8)

5. 30 hand cancelled
6. 10-30 postmarks that tell a story
7. 30 or more different slogans



8. 30 topical (any category)
9. 30 metered postage marks

Advanced (Grades 9-12)

10. 100 or more hand cancelled postmarks
11. 30-75 postmarks that tell a story
12. 50 or more different slogans
13. 50 or more topical (any category)
14. 50 metered postage marks

SECTION 311 4-H ELECTRIC EXHIBIT

- All exhibits must illustrate applications and utilize electrical



PEC SUPPORTS
PONTOTOC CO. YOUTH!



PEOPLE'S ELECTRIC COOPERATIVE

P.O. Box 429 | Ada, OK 74821

(580) 332-3031 Outage: (580) 272-1500

www.PeoplesElectric.coop



COMMERCIAL ROOFING • RESIDENTIAL ROOFING



Ada's ONLY Commercially Endorsed Roofing Contractor

Filing a property claim can be stressful.

Choosing a roofing contractor to take care of your roofing needs shouldn't be.



No Cost, No Catch

-100% free roof asseements.

Trusted Expertise

-Top quality roofing services since 1995.

Claim Clarity

-Assistance with insurance process, avoid filing claims when it is not truly needed.

Scan or Call to request your FREE Roof Inspection!



405-340-7555



 info@gracorroofing.com

Insured • Bonded



www.gracorroofing.com

208 NW 142nd St., Edmond, OK 73013
530 E. Main St., Ada, OK 74820
OK80000310 - Commercially Endorsed

JR. Division CONT...

energy. The exhibit must have been constructed by the exhibitor during the year exhibited and must meet electrical safety standards. All exhibits, except lamps will be judged on electrical wiring and connections, electrical components, usefulness of exhibit, working condition, complexity and design, appearance, originality, workmanship and safety. Lamps will be judged as described for each class. A 4-H member can have only one (1) exhibit in each class. Exhibits should be permanently signed and dated on the bottom or in an inconspicuous location. If not marked judges may mark or punch.

1. Electric projects (Grades 3-7): Entries to include, electromagnets, motors, buzzers and direct current circuit boards.

2. Kit Lamps (Kit Construction): (All Grades) Electrical wiring and connections, light source, and suitability as a reading lamp will be judged. Lamps can be floor, desk or wall models.

3. Original Lamps (All Grades): Originality, workmanship, electrical wiring and connections, light source, and suitability as a reading lamp will be judged. Lamps can be floor, desk or wall models (no kits).

4. Educational poster on careers in the electrical field (All Grades): Poster must be 14" x 22"

Additional electric exhibits (Classes 5-10) can be found in the State Fairbook <https://bit.ly/4gBomKL>

SECTION 312 4-H MODEL ROCKETRY

• Posters must be 14" x 22" Exhibitors are encouraged to laminate all posters or cover them with clear plastic film. Display boards should be limited to a maximum of 2' x 3' and must have a single 1/4" hole drilled at the top center of board to allow for display.

NO LIVE ROCKET ENGINES WILL BE ALLOWED IN ANY EXHIBIT.

Text of posters or displays should be readable from at least 10 ft. away. *Homemade rockets could be dangerous to fly. Model rockets, posters, and displays should be permanently signed and dated in an inconspicuous location. If not marked the judging committee may mark or punch exhibits.

- Attach a 3" x 5" index card to each rocket, explaining:
 - Construction material, how constructed and goal of project.
 - Year in project
 - Age of member
 - Whether or not made from kit
 - Other pertinent information

Junior Division (grades 3-7)

1. Poster showing the parts of a model rocket, with an explanation of the purpose of each part.



2. Poster explaining the function of the model rocket engine
3. Poster showing one or more points from model rocketry safety code.
4. Model Rocket made from a kit. Must be safe and functional for flight.
5. Model Rocket designed and built by exhibitor. Must be safe and functional for flight.
6. Poster on any other topic pertaining to model rocketry project.

Senior Division (grades 8-12)

7. Poster or display showing the parts of a model rocket, with an explanation of the purpose of each part.
8. Poster or display explaining the function of the model rocket engine.
9. Poster or display showing one or more points from model rocketry safety code.
10. Model Rocket made from a kit. Must be safe and functional for flight.
11. Model Rocket designed and built by exhibitor. Must be safe and functional for flight.

SECTION 313 4-H WOOD SCIENCE AND INDUSTRIAL ARTS

- The wood science exhibits should demonstrate a project experience which emphasizes the development of woodworking skills, such as: sawing, sanding, planning, alignment of joints, neat use of fasteners (nails, screws, etc.), and careful application of finishes. Judging will focus on the evidence of these skills.
 - These exhibits will consist of articles made by 4-H Club members the past year. The project is not limited to current project idea sheets. It must be proportional; functional; and include the same techniques as the listed classes. Miscellaneous and refinished class items should be similar in size to the exhibits in the classes listed for the age division.
 - 4-H members can enter one (1) exhibit per class and are restricted to exhibits designed for his or her age group.
 - Wood Science exhibits should be permanently signed and dated in an inconspicuous location. If not marked judge may mark.

Junior Grade 3-7

Senior Grade 8-12

Proudly supporting the



PONTOTOC **FAIR** COUNTY

ADA, OK - Since 1916



Member FDIC

101 E Main | 201 S Rennie | 1901 Arlington
VISIONBANK.BANK | (580) 332-5132

JR. Division CONT...

WOOD SCIENCE

1. Jr. Wood Carving Article
2. Sr. Wood Carving Article
3. Jr. Woodcraft: Original design
4. Sr. Woodcraft: Original design

Beginning Level (Grades 3-5)

5. Wall mounted rack for hot pads, ties, paper towels or other wall mounted item
6. Puzzle or game
7. Spice, what-not or other small shelves
8. Book ends
9. Miscellaneous

Intermediate Level(Grades 6-8)

10. Book case or entertainment center (without doors)
11. Gun, baseball bat, fishing rod or similar rack
12. Refinished item: attach before picture & story with history of time, cost sheet, and description of process used
13. Miscellaneous

Advanced (Grades 9-12)

14. Gun, curio or display cabinet (with doors)
15. Table
16. Chest
17. Miscellaneous
18. Refinished item: attach before picture & story with history of item, cost sheet, and description of process used.

METALWORK

Junior Grade 3-7 Senior Grade 8-12

19. Jr. Metalwork: Embossed, tooled, etched
20. Sr. Metalwork: Embossed, tooled, etched
21. Jr. Metalwork: Soldered
22. Sr. Metalwork: Soldered
23. Jr. Metalwork: Arc Welding
24. Sr. Metalwork: Arc Welding
25. Jr. Metalwork: Gas Shielded Arc Welding
26. Sr. Metalwork: Gas Shielded Arc Welding
27. Jr. Metalwork: Free Hand Plasma Cutting
28. Sr. Metalwork: Free Hand Plasma Cutting
29. Jr. Metalwork: Computer Aided Plasma Cutting
30. Sr. Metalwork: Computer Aided Plasma Cutting

SECTION 314 4-H SHOOTING SPORTS

• No live ammunition, actual firearms or parts of firearm that could be reassembled should be included. Any manufactured part of a sporting arm may not be displayed. No knives, axes, etc. may be entered. For exhibits other than posters, attach a 3" x 5" inch note card to the back of the exhibit describing the exhibit, what was done to create or prepare this exhibit and how the exhibit relates to the Shooting Sports Project. The 4-H member's name, age, and county must be included with the exhibit. Exhibits deemed to be inappropriate will not be displayed. Exhibits suggested but



not limited to posters, educational displays, journals, slings, quivers, gun stocks, decoys and equipment.

- All exhibits will be judged on the basis of instructions and standards explained in the Oklahoma "S01: 4-H Shooting Sports Exhibit Preparation Guidelines Leaders/Members Guide" #690 (1/2007) which is available through the County Extension Office and on the Oklahoma State 4-H Website <https://4h.okstate.edu/projects/shooting-sports-curriculum/site-files/docs/information-resources/shooting-sports--project-prep-guide-updated-logo.pdf>

- Posters must be 14"x 22" For display purposes, exhibitors are encouraged to laminate all posters or cover them with clear plastic film. Posters must be permanently signed and dated on the back. If not marked the judging committee may mark or punch. Posters may be horizontal or vertical. Text of poster should be readable from at least 10 ft. away.
- Educational display must be three (3) dimensional should be mounted on a freestanding display board not to exceed 3' x 4' (width x depth) when the sides are extended for display. Commercially available "Science Fair Presentation Boards" are recommended,
- If you use text, pictures, drawings, artwork or other information not created by you in your exhibit you must cite the source.

Junior Grades 3-7 Senior Grades 8-12

Junior Division - An explanation (3" x 5" card) must be attached describing the exhibit, what was done to create or prepare this exhibit and how the exhibit relates to the Shooting Sports Project.

1. Archery Safety: any related item made
2. All Other Discipline Safety: any related item made
3. Archery: any related item made
4. Air Pistol: any related item made
5. Air Rifle: any related item made
6. 22 Rifle: any related item made
7. Shotgun: any related item made
8. Hunting and Wildlife: any related item made (May include tanned hides, dried and mounted wings, cleaned skulls or other wildlife parts preserved by the 4-H member. Full taxidermy style mounts will not be accepted due to space.

JR. Division CONT...

Senior Division - An explanation must be attached to and/or included in each exhibit listed below describing the subject and what is being illustrated.

9. Archery Safety: any related item made
10. All Other Discipline Safety: any related item made
11. Archery: any related item made
12. Air Pistol: any related item made
13. Air Rifle: any related item made
14. 22 Pistol: any related item made
15. 22 Rifle: any related item made
16. Shotgun: any related item made
17. Muzzleloading: any related item made
18. Hunting and Wildlife: any related item made. May include tanned hides, dried and mounted wings, cleaned skulls or other wildlife parts preserved by the 4-H member.

SECTION 315 4-H ENTOMOLOGY

See State Fairbook <https://bit.ly/4gBomKL>

SECTION 316 4-H FORESTRY

See State Fairbook <https://bit.ly/4gBomKL>

SECTION 317 4-H GEOLOGY

See State Fairbook <https://bit.ly/4gBomKL>

SECTION 318 4-H WILDLIFE PROJECTS

- Only one exhibit allowed in each class per individual in their respective grade category.

All exhibits will be judged on the basis of instructions and standards explained in the “4-H Project Wildlife Exhibit Preparation Guidelines” (#720 revised 12/06). This and other publications listed below are available at the County Extension Office or at <https://4h.okstate.edu/projects/environmental-science/index.html>

List of links for facts sheets listed in the below category:

Lit #721 - Self determined 4-H Wildlife and Fisheries Project Ideas: <https://4h.okstate.edu/projects/environmental-science/site-files/docs/wildlife-and-fisheries/self-determined-wildlife-and-fisheries-project-ideas-721.pdf>

Lit #719 – Food and Cover Cards: <https://4h.okstate.edu/projects/environmental-science/site-files/docs/wildlifeand-fisheries/wildlife-food-and-cover-card-719.pdf>

Lit #473 – Animal Tracks: <https://4h.okstate.edu/projects/environmental-science/site-files/docs/wildlife-and-fisheries/animal-tracks-473.pdf>

Lit #620 – Introduction to Birding: <https://4h.okstate.edu/projects/environmental-science/site-files/docs/wildlifeand-fisheries/introduction-to-birding-620.pdf>

Lit #621 – Using Binoculars: <https://4h.okstate.edu/projects/environmental-science/site-files/docs/wildlife-and-fisheries/using-binoculars-621.pdf>

Lit #622 – Bird Identification: <https://4h.okstate.edu/projects/environmental-science/site-files/docs/wildlife-and-fisheries/bird-identification-622.pdf>

68



Lit #723 – Bird Feeder Station Report: <https://4h.okstate.edu/projects/environmental-science/sitefiles/docs/wildlife-and-fisheries/bird-feeding-station-report-723.pdf>

Lit #724 – Bird House Observation Report: <https://4h.okstate.edu/projects/environmental-science/sitefiles/docs/wildlife-and-fisheries/birdhouse-observation-report-724.pdf>

Lit #772 – Birds and Nests Observation: <https://4h.okstate.edu/projects/environmental-science/sitefiles/docs/wildlife-and-fisheries/bird-and-nest-observation-772.pdf>

Lit #237 – Leaf Presses and Collecting Hints: <https://4h.okstate.edu/projects/environmental-science/sitefiles/docs/wildlife-and-fisheries/leaf-presses-and-collecting-hints-237.pdf>

Lit #718 – Wildflower Card: <https://4h.okstate.edu/projects/environmental-science/site-files/docs/wildlife-and-fisheries/wildflower-card-718.pdf>

OKLAHOMA WILDLIFE

Exhibits entered in this section should relate to a specific category of game or non-game animals or birds.

Junior (Grades 3-7)

1. Scrapbook of Oklahoma Wildlife (cutouts, pictures or drawings) of at least five (5) mammals, five (5) birds and five (5) reptiles or amphibians. Give common name and what habitat they can be found in, Common names should be specific (i.e. black rat snake, pygmy rattlesnake, etc.)

2. Self-Determined Exhibit. Posters must be 14” x 22”. Displays must not exceed 3’ x 4’. (width x depth). Senior (Grades 8-12)

3. Educational Poster (must be 14”x22”) on careers in Natural Resources. 4. Self-Determined Exhibit. Posters, must be 14” x 22”. Displays must not exceed 3’

4. Self-Determined Exhibit. Posters, must be 14” x 22”. Displays must not exceed 3’ x 4’ (width x depth). Possible examples include but are not limited to: description of a Wildlife Management Area detailing area, location, habitat, management, and wildlife population trends (if known); or a poster with an emphasis on the life cycle, status, range map and habitat of an Oklahoman threatened or endangered species. Species names must be use for plants and wildlife in addition to common names. See Lit. #721 “Self Determined 4-H Wildlife and Fisheries Project Ideas” revised 12/06 for additional examples.

All Grades

5. A) A collection of fifteen (15) different kinds of plants, trees or shrubs known to provide food or cover for wildlife, mounted on food and cover cards or (B) a seed board with fifteen (15) different kinds of seeds eaten by wildlife. No more than four (4) varieties may be cultivated crops. All of the specimens must have been collected during the current project year. For each plant or seed included list one (1) wildlife species that use that plant or seed (on the cover card or board). All plant species must be native to Oklahoma except that up to four (4) of the plants (or seeds) may be from cultivated crops (Wildlife Food and Cover Card Lit #719)

6. Exhibit of the tracks of eight (8) wild animals or birds commonly found in Oklahoma. POSITIVE or NEGATIVE plaster casts should be mounted on masonite or plywood, not to exceed 12" x 24". Label each track with kind of animal or bird, which county track was found in, what habitat it was found in and what date the track was cast. See 4-H Lit. #473 Animal Tracks for more instructions and details.

7. Wildlife Single Photo Entry illustrating one of the following 1) wildlife in its natural habitat 2) interaction between two or more wildlife species 3) wildlife displaying a unique behavior 4) an animal at the zoo. Prints must be no smaller than 3.5 inch x 5 inch and no larger than 5 inch x 7 inch. Digital photos may not be manipulated or altered except for color and contrast adjustments, cropping, exposure adjustments, and red eye reduction. Prints must be securely attached to the surface of a poster board or mat board. No double matting, use of multiple layers or more than one color. The entire print must be seen and cannot be masked in any way. Boards must be no larger than 10" x 10". Captions are optional, but not required. Photos are to be taken by the exhibitor.

4-H FISHERIES

Junior (Grades 3-7)

8. Display board showing steps in tying two kinds of fishing knot used in tying lines or leaders. Use cord instead of fishing line. Mount on board suitable for hanging, not to exceed 12" x 12".

9. Notebook describing habits and appearance of five (5) fish found in Oklahoma. Information on each fish to include photo, drawing or cut-out picture, proper common name, kind of food eaten, distinctive physical characteristics, best ways to catch and other topics of interest to anglers.

10. Display of five (5) member assembled lures, together with the materials from which they were assembled, mounted on a board not to exceed 12" x 16". Lures may be spinners, jigs, flies, plugs or a combination of these. May be entirely homemade or assembled from purchased supplies.

11. Self-Determined Fish Project. Educational report, display or project created by the member. Topic to deal with fish, fishing, fish farming, aquatic food chains or pollution in Oklahoma waters. Displays not to 3' x 4'. (width x depth) with sides extended. Posters must be 14" x 22".

Senior (Grades 8-12)

12. Notebook describing habits and appearance of ten (10)



fish found in Oklahoma. Information on each fish to include photo, drawing or cut-out picture, proper common name, kind of food eaten, distinctive physical characteristics, best ways to catch and other topics of interest to anglers.

13. Display of five (5) fishing flies tied by the exhibitor. The material and shape of the exhibit will be exhibitor's choice, but cannot exceed 12" x 12" in size. Attach report to exhibit to indicate the following about each fly on the board: type of fly, type of fish it is used to catch, habitat conditions it is used in and cost to purchase or make.

14. Display of five (5) fishing lures. Lures may be any type commonly used in sport fishing. The material and shape of the exhibit board will be exhibitor's choice, but cannot exceed 12" x 12". Attach report to exhibit to indicate the following about each lure on the board: type of lure, type of fish it is used to catch, habitat conditions it is used in and cost to purchase or make.

15. Self-Determined Fish Project. Educational report, display or project created by the member. Topic to deal with fish, fishing, fish farming, aquatic food chains or pollution in Oklahoma waters. Displays not to exceed 3' x 4'. (width x depth) with sides extended. Posters must be 14" x 22".

4-H BIRD

Junior (Grades 3-7)

16. Display of a home constructed bird feeder (may be from a kit), must include a 3" x 5" index card tacked to the feeder with the following information: 1) What species was it constructed for; and 2) What habitat and site location (should include height) it will be placed in. Should be functional and not decorative.

17. Display of a single unit bird house, home constructed (may be from a kit) with a 3" x 5" index card tacked to the house with the following information: (1) What bird species was house constructed for and (2) What habitat and site location (should include height) the house will be placed in. Should be functional and not decorative.

18. Notebook of fifteen (15) pictures, drawings or photos of birds seen and identified by member and labeled with common name of each.

19. Self-Determined Poster (14" x 22"). See "Self Determined 4-H Wildlife & Fisheries Project Ideas" Oklahoma 4-H Pub. #721 (revised 12/06) for ideas.

Senior (Grades 8-12)

Welcome Home



580-332-HOME (4663)

WWW.HOMEPLACE.PRO



Loretta Bush
580-421-7402
Loretta@homeplace.pro

Tom Bush
580-399-8990
Tom@homeplace.pro



Casie Elkins
580-665-9990
Casie@homeplace.pro

Burt Dailey
580-235-5856
Bidtoburt@yahoo.com



Haley Nunn
580-481-8890
Haley@homeplace.pro

Jimmy Keith
580-320-9520
jimmykeith1315@gmail.com



Team Christy
580-399-5010
580-320-3946
Christyhometeam@gmail.com

Doreen McAlister
580-421-4799
doreenmcalister@hotmail.com



Bill Wood
580-436-9838
woodwm3@hotmail.com

John Jones
580-235-5242
franklin.jones29@yahoo.com



Kinzie Bailey
580-967-2370
realtorkinzie@gmail.com

Kelly James
951-775-3136
kellykjames64@gmail.com



JR. Division CONT...

20. Notebook of twenty-five (25) pictures, drawings or photos of birds seen and identified by member and labeled with common name of each.

21. Display of a Purple Martin bird house, home constructed (may be from a kit). Should be functional and not decorative.

22. Self-Determined Bird Project. If poster, must be 14" x 22". If display must not exceed 3'x 4' (width x depth). See "Self-Determined 4-H Wildlife & Fisheries Project Ideas" Oklahoma 4-H Pub. #721 (revised 12/06) for ideas. See 4-H Wildlife Project Lit No. 720 "Exhibit Preparation Guidelines Leaders/Members Guide" (revised 12/06) for guidelines.

All Grades:

23. Observation report for Bird Feeder used during previous year, including photo of feeder at location used (report #723 found on OK Lit. online under Wildlife & Fisheries). May use feeder constructed or a purchased feeder.

24. Observation report for Bird House used during previous year, including photo of feeder at location used (report #724 found on OK Lit. online under Wildlife & Fisheries). May use birdhouse constructed or a purchased house.

4-H WILDFLOWER STUDY

At least one-third of the specimens must have been collected during the current project year. See information on pressing plants in "Leaf Pressing and Collecting Hints" 4-H Publication No. 237 (Revised 04/04) to prepare plants for collections and exhibits. Posters should be hand generated and not downloaded from internet or computer. "Wildflower Card" (OK 4-H Lit. #718) can be downloaded from OK 4-H Lit. On-Line under Wildlife & Fisheries:

<https://4h.okstate.edu/projects/environmental-science/index.html>. Please print form on card stock or heavy paper and hole punch.

Junior (Grades 3-7)

25. Collection of eighteen (18) Oklahoma wildflowers properly pressed and mounted on wildflower cards. Label with common name flower family and tell location and date collected. Display in a notebook.

26. Drawing or diagram showing parts of a wildflower blossom, not to exceed 8 1/2" x 11".

27. Display two (2) principle wildflower families showing four (4) or more pressed flowers of each family labeled with common name. A brief description of each flower family should be included. Posters must be 14" x 22" or display in a notebook.

28. Self-Determined Poster (14" x 22"). See "Self-Determined" 4-H Wildlife & Fisheries Project Ideas" Oklahoma 4-H Pub. #721 (revised 12/06) for ideas.

Senior (Grades 8-12)

29. Collection of twenty five (25) Oklahoma wildflowers properly pressed and mounted on wildflower cards. Label with common name, scientific name, flower family, location



collected, date collected and habitat collected from. Display in a notebook.

30. Poster on historical and/or cultural uses of wildflowers in Oklahoma. Poster must be 14"x22".

31. Special collections. Collection of specimens in some special category, i.e. one (1) family, poisonous, dyes, edibles or specific season such as early spring. Posters must be 14" x 22" or displayed in a notebook on card stock pages or wildflower cards (Lit. # 718).

32. Self-Determined Exhibit. If poster must be 14" x 22". Display must not exceed 3'x 4' (depth x height). See "Self-Determined 4-H Wildlife & Fisheries Project Ideas" Oklahoma 4-H Pub. #721 (revised 12/06) for ideas.

All Grades:

33. Make a collection, mount and press, at least five (5) leaves of plants showing leaf arrangements (opposite, alternate and whorled); types of leaves (simple, pinnately compound, palmately compound); leaf margins (toothed, smooth and lobed). If poster must be 14" x 22" or display in notebook on card stock pages or wildflower cards (Lit # 718)

SECTION 319 4-H ENVIRONMENTAL STEWARDSHIP

See State Fairbook <https://bit.ly/4gBomKL>

SECTION 320 4-H CROPS

See State Fairbook <https://bit.ly/4gBomKL>

SECTION 321 4-H FORAGE PLANTS

See State Fairbook <https://bit.ly/4gBomKL>

SECTION 322 4-H HOME GARDENING

1. Potatoes, yellow, white or russet, 3 specimens
2. Potatoes, red, 3 specimens
3. Okra, 6 pods
4. Onions, yellow, 3 specimens
5. Onions, white, 3 specimens
6. Onions, red, 3 specimens
7. Pumpkin, field type (oblong), one specimen
8. Pumpkin, Jack-O-Lantern (round and flat), one specimen
9. Squash, winter, acorn, one specimen
10. Squash, winter, butternut, one specimen
11. Squash, winter, other, one specimen
12. Eggplant, 2 specimens
13. Squash, summer, zucchini, 2 specimens



JR. Division CONT...

14. Squash, summer, yellow straight neck, 2 specimens
15. Squash, summer, yellow crook neck, 2 specimens
16. Squash, summer, patty pan (scallop type), 2 specimens
17. Sweet Potatoes, (any variety), 3 specimens
18. Pepper, jalapeno, 5 specimens
19. Pepper, other hot pepper, 5 specimens
20. Pepper, sweet bell pepper, 5 specimens
21. Pepper, banana pepper, 5 specimens
22. Tomatoes, large type, 5 specimens
23. Tomatoes, cherry type
(1 1/2" or less in diameter), 5 specimens
24. Watermelon, oblong type, one
25. Watermelon, round type, one
26. Watermelon, small icebox, one
27. Red apples, plate of five
28. Yellow Apples, plate of five
29. Pears, plate of five

HOME GARDEN FOOD BASKET

- This exhibit is a quality selection of from five to nine different species of mature fruits and/or vegetables from the exhibit list above. Items not listed above can be used, but should not be more than a third of the species utilized. Amounts of fruits and vegetables in this exhibit should be such that they can be arranged in a neat and orderly manner



and have good eye appeal. There must be enough of each fruit or vegetable for the judge to determine quality.

- All fruits and vegetables exhibited must be grown by the exhibitor.
- No specimens in this exhibit may be entered in another class. Any combination of fruits and vegetables may be used.
- The exhibit must be in a container such as a basket or box.
- One third (1/3) of the judging will be on how well the exhibit is prepared and presented. Packing such as paper, straw or cloth may be used but the fruits and vegetables should be the main attraction of the exhibit. No artificial plant material or specimens can be utilized as part of the exhibit.

30. Jr. Division (Grades 3-7)

31. Sr. Division (Grades 8-12)

Home Is Where You Park It!

Celebrating 67 years!
Family Owned and Operated since 1958

• IDLETIME	• ROCKWOOD
• WILDWOOD	• LEER
• SANDPAPER	• COACHMEN

idletimerv.com
(580) 857-2177 • Allen • OK



SELF DETERMINED GARDENING

32. Junior Division (Grades 3-7) Poster size is 14" x 22". Other exhibits limited to 4'x4'x4' due to space limitations
33. Senior Division (Grades 8-12) Poster size is 14" x 22". Other exhibits limited to 4'x4'x4' due to space

SECTION 323 4-H HOME GROUNDS

Exhibit Unit I - Landscaping Home Grounds

• "Before and After" pictures not to exceed 5" x 7" of yard clean up, plantings or construction of landscape elements mounted securely on one 14" x 22" sheet of poster board shall constitute this exhibit. Number of pictures should be no less than two or more than eight. Posters must be permanently signed and dated on the back.

• Neatness and arrangement of pictures is important. A brief explanation of the project should be attached to the exhibit, and each picture must be labeled. The before and after pictures should show a definite change and should be taken from the same place so judges can evaluate the change. An exhibit should not be entered more than once unless it has been substantially revised.

1. Junior - (Grades 3-7)
2. Senior - (Grades 8-12)

Exhibit Unit II - Herbarium Card

These exhibits shall consist of dried and pressed specimens of leaves and other specified parts of native or cultivated trees, vines and/or shrubs. Each leaf specimen should be mounted on a separate 8" x 10" herbarium card available at your County Extension Centers or at <https://4h.okstate.edu/projects/plant-science-andentomology/site-files/docs/horticulture-pdfs/herbarium-card-620.pdf> Only the information required in your division should be filled out. The cards should be enclosed in a notebook or binder. Each specimen should be covered with a transparent plastic or similar covering to protect it from damage. No leaf should be more than 3 years old and at least one-third of the specimens must have been collected during the current project year. Instructions for collecting and pressing are available in the OSU Extension Center.

3. Grades 3-5 A collection of 15 specimens with the following information: 1) common name; 2) general class; (3) kind of plant

4. Grades 6-8 A collection of 25 specimens with a pressed flower or fruit or seed included with each specimen. Information on the card to be filled out is 1) common name; 2) general class; 3) kind of plant; 4) form; 5) color; 6) exposure.

5. Grades 9-12 A collection of 30 specimens with a pressed flower, fruit or seed included with each specimen. All information on the card should be filled out.

SECTION 324 4-H HORTICULTURE

TERRARIUMS

• Terrarium of plant life. Refer to OSU Fact Sheet No. F-6438 or a similar guideline. No specific size of container, materials, plants or methods. Criteria for judging will be 1) compatibility and arrangement of plants and materials; 2) appropriate



potting media; 3) attractiveness and originality;

4) appropriate size of plants for container, Terrariums should feature either woodland or tropical plants, and feature at least three (3) different species of plants. Terrariums must be completely covered at all times. 5) Terrariums containing succulents will be disqualified; succulents belong in dish gardens.

1. Grades 3-5
2. Grades 6-8
3. Grades 9-12

DISH GARDENS

• Dish Garden of plant life. Please see OSU Fact Sheet HLA-6451 for more information.

• Criteria for judging will be 1) compatibility and arrangement of plants, potting media, and contain; 2) attractiveness and originality; 3) appropriate size of plants for container. Dish Gardens may feature succulents, carnivorous plants, or foliage plants. Dish Gardens should feature at least three different species of plants.

• Dish Gardens should be no larger than 15 inches in diameter, length, width, or height and weigh no more than 15 pounds and contain at least 80% living plant material. Dish Garden should feature at least 3 different species of plants.

4. Grades 3-5
5. Grades 6-8
6. Grades 9-12

Additional horticulture exhibits (Classes 7-20) can be found in the State Fairbook <https://bit.ly/4gBomKL>

SECTION 325 4-H COMPANION ANIMALS AND LIVESTOCK

• All Companion Animal exhibits should focus on one of the following: 1) Animal Health and/or Nutrition 2) Good Husbandry and/or Grooming 3) Training and/or showing 4) Service and/or Civic Engagement 5) Career exploration in companion animals and livestock.

• Animals for this section can be categorized as companion animals (birds, dogs, cats, fish, rabbits, guinea pigs, etc.) or livestock (beef, dairy, equine, goats, poultry, sheep, swine, etc). This section is not to include animals considered wildlife (deer, pheasants, wild birds, turkey, etc.)

Companion Animal and Livestock Poster

JR. Division CONT...

illustrating one of the following 1) Animal Health and/or Nutrition 2) Good Husbandry and/or Grooming 3) Training and/or showing 4) Service and/or Civic Engagement 5) Career exploration in companion animals and livestock.

1. Jr. (Grades 3-7)
2. Sr. (Grades 8-12)

Companion Animal and Livestock Display illustrating one of the following 1) Animal Health and/or Nutrition 2) Good Husbandry and/or Grooming 3) Training and/or showing 4) Service and/or Civic Engagement 5) Career exploration in companion animals and livestock. Space for the booth is 36"x.48". Back can be 4 feet high. Display must be free-standing. Models, photographs, posters or other means for display may be used.

3. Jr. (Grades 3-7)
4. Sr. (Grades 8-12)

Companion Animal and Livestock Photo Story Board illustrating one of the following 1) Animal Health and/or Nutrition 2) Good Husbandry and/or Grooming 3) Training and/or showing 4) Service and/or Civic Engagement 5) Career exploration in companion animals and livestock. Story Board should contain 4 to 6 photos attached to the surface of a white or colored foam core, poster, or mat board no larger than 14" x 22". Each photo should contain a caption. Judging criteria will emphasize content first and photo composition second. Photos are to be taken by the exhibitor.

5. Jr. (Grades 3-7)
6. Sr. (Grades 8-12)

Companion Animal and Livestock Single Photo Entry illustrating one of the following 1) Animal Health and/or Nutrition 2) Good Husbandry and/or Grooming 3) Training and/or showing 4) Service and/or Civic Engagement 5) Career exploration in companion animals and livestock. Prints must be no smaller than 3.5 inch x 5 inch and no larger than 5 inch x 7 inch. Digital photos may not be manipulated or altered except for color and contrast adjustments, cropping, exposure adjustments, and red eye



reduction. Prints must be securely attached to the surface of a poster board or mat board. No double matting, use of multiple layers or more than one color. The entire print must be seen and cannot be masked in any way. Boards must be no larger than 10" x 10". Captions are optional, but not required. Photos are to be taken by the exhibitor.

7. Jr. (Grades 3-7)
8. Sr. (Grades 8-12)

Other Companion Animal and Livestock Items Exhibits must have a 3" x 5" inch note card describing the exhibit, what was done to create or prepare this exhibit and how the exhibit relates to 1) Animal Health and/or Nutrition 2) Good Husbandry and/or Grooming 3) Training and/or showing 4) Service and/or Civic Engagement 5) Career exploration in companion animals and livestock. Posters, photo, displays and journals are not allowed in this category. Exhibit size limited to 4'x4'x4' due to space limitations.

9. Jr. (Grades 3-7)
10. Sr. (Grades 8-12)

Pontotoc County Free Fair 2025



1109 N. Broadway Ave, Ada, OK
885-869-7821 • Hilltopcdjr.com

B&S Sanitation, LLC

B&S
SANITATION
Est. 1992

9726 State Hwy 19 Ada, OK 74825

580-235-0233



*Ready when you are to meet
all your fertilizer needs!*

**ADA FEED
CENTER**



**205 Asa Rd. • Ada • 580-332-5154
(Across from the Chickasaw Travel Stop)**



WWW.ARBUCKLEFCU.COM

317 S Broadway Avenue • Ada, OK 74820-5805

Phone: (580) 332-0181 • Fax: (580) 272-0147



Proud To Support The Pontotoc County Free Fair!



GREAT PLAINS KUBOTA
GPKubota.com
855-4KUBOTA



Buckle UP for the The Pontotoc County Fair



Saturday, August 23th
10 a.m. Registration
Play at 11 a.m.
Big Red Barn

Cash Prizes!

Cash Prizes!

Backyard Division (those who don't play in Leagues)
 Open Division
 Doubles after Singles

Registration Fee:
\$20 for Singles - \$40 for Doubles

For More information contact:
 Charlie Pogue
 580-235-1194

Buckle up and Head to The Kids Ag Zone



At The
Pontotoc County Fair
Big Red Barn
Open Daily

*You just can't
 have an AGless Day!*

*Eggspecially for Ages
 2-8*

*Meet Bessie the
 Milk Cow!*

Thursday, August 21
4 p.m. - 8 p.m.
Friday, August 22
9 a.m. - 6 p.m.
Saturday, August 23
10 a.m. - 6 p.m.

How plants Grow!

Farm Play Area

OSU is an Affirmative Action, Equal Employment Opportunity, E-Verify Employer

Pontotoc County Fair Cosplay Contest

Saturday, August 23
Registration 3 p.m. Contest 4 p.m.
Convention Center Stage


Categories:
Children - 14 & Under and Families
Adults - 15 and Up
Exhibition - Made or Purchased
Craftsmanship - 50% or More Made or Altered

Awards:
BEST IN SHOW - BEST EXHIBITION - BEST CRAFTSMANSHIP
KIDS - 1ST, 2ND, & 3RD AWARDS
JUDGES CHOICE



Contest Rules
 Contestants can only enter one category. No sandbagging.
 Previous major award winners of other competitions are not eligible to compete.
 No skits during judging or catwalk.
 No nudity.
 No profanity on stage. Including messages on signs or clothes.
 No political or religious statements during the catwalk.
 No projective of any kind.
 No flash spots, explosive devices, or similar special effects.

Visit: www.pontotoccountyfairada.com





Buckle Up for the Dog Races!

Location: Big Red Barn Arena
Contest Starts at 7:30 P.M.

All Dogs must be on a leash and have current rabies vaccination.

The dogs will be in a group situation; aggressive dogs with fighting tendencies should not be shown. Everyone is invited to attend this fun event and enter a dog in the show or just be a spectator.







Kids Ninja Warrior Contest (Non-Competitive)

**Time: 2:00 P.M. Saturday,
August 23rd**

Location: Big Red Barn Arena



Buckle Up for the Kid's Tractor Pull!

Friday August 22nd, 2025

Location: Outdoor Stage in front of the Red Barn & Convention Center

Registration 5:30-6:00 P.M.

Sign up by parent/guardian at table in front of the stage

Contest will start at 6:00 P.M.

6-12 Years Old

Awards:

First Place Trophy/Carnival Wristband

2nd & 3rd Place Ribbons

Participation Ribbons

Tractors are furnished by:

First Class Pedal Pushers

Rules are on Website: www.pontotoccountyfairada.com



Social Media Photography Contest

Rules:

Images must be taken at the 2025 Pontotoc County Fair – Ada, OK
Deadline for photos: 12:00 A.M. each night Wed, Thurs, Fri, & Sat.

Email Images to pontotocfair@gmail.com

Use Hashtag #pcfairada25 on your Facebook

Only one winner each day

No Selfies

No Limit to entries

All images will be copyright released

Winners will be announced on social media on Sunday!

All winners will pick up their prize: Monday August 25th or Tuesday the 26th

A Winner will be chosen each day of the Fair

Daily Winner will receive \$50.00

Over-All Winner receives \$150.00




BUCKLE UP!



IT'S TIME FOR THE
PONTOTOC COUNTY FAIR
ADA, OK - Since 1916
AUG. 21-23, 2025

Proud Supporter

BUCKLE UP!



IT'S TIME!

PONTOTOC FAIR COUNTY

ADA, OK - Since 1916

• AUG. 21-23, 2025 •

THE ADA NEWS

Serving the heart of the Sooner State and Chickasaw Nation since 1904

BUCKLE UP!

IT'S TIME!




PONTOTOC

FAIR

COUNTY

ADA, OK - Since 1916

• AUG. 21-23, 2025 •



Summer Fair

N H B M H Q Q U O S F F F U K R C O Z S E R L G
 S I T I X S L O N N E X R J S E J A E J B Y Y D
 Y T N Y Q J K T L R L Z R I J N A J D X K K P D
 P I I I K N Y J R P S F I H A T O D G V P N V D
 G J I V M N T U O F Q L N R B F F W V H I I K X
 S V J X T C Q X O A L N F E P B E H C M W S D O
 L D W X G F A N I N V W N U F J R X E O V T L W
 A O E S N W O R R L L Y K I A Y R B P H N N Z Q
 M R R L I N E S M M G M I X W O I Q N J E E C R
 I U V S E X I E L E M O N A D E S N C E L M S N
 N B J X E U A X U S L I H M P X W G T F E N S J
 A L D G D S C I R E C A R O V B H S P N P I S I
 D I B T U V T I D D Y V P B P K E I F R H A E Z
 E A Q E K I N D G I D G S P Y G E L S E A T M O
 F P F G P G Z T W R N D Y M L O L X P V N R A F
 F L K R T O V T H B A V W Y F E P O W M T E G V
 U R S O W V J V J N C T L B B A S K M W E T P S
 T V S T E K C I T R N F W A O H C G A H A N P D
 S S Z Z W D P S J O O G K L B U P B G T R E B E
 B K T Y Q Y W B V C T A O S L W I H P Y S S R D
 F E X Q G N B N L P T J W A F Y L I M A F U G F
 R J J A Y Q G M C O O V K I Z X T R D S X F K S
 X T X Z Y U X L E P C G L S N O O L L A B I S K
 C D Q B V U D B N K D D L G Z Y O D V Z P U Y M

- stuffed animals
- cotton candy
- balloons
- family
- rides
- carmel apples
- ferris wheel
- lemonade
- prizes
- elephant ears
- snow cones
- popcorn
- games
- luck
- entertainment
- ring toss
- tickets
- lines
- fun



Innovation
that excites

SHIFT_

Ada **NISSAN**

ADA, OKLAHOMA

332-2233 • 420 Lonnie Abbott Blvd., Ada • www.adanissan.com



Precision Body Shop



**Free Estimates
All work guaranteed**

**Baked paint - Foreign & domestic
Insurance or non insurance jobs welcome.
We work directly with your insurance company.**

580-436-6742

4200 Arlington (Hwy. 1 & Homer Rd.)