
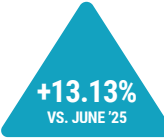


SALES, USE, AND VISITOR TAX REPORT


2026 JUNE

The City of Stillwater’s fiscal year is a 12-month period spanning from July 1 to June 30.

 **Sales Tax**




+13.13%
VS. JUNE '25

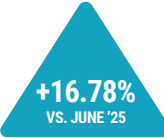


+7.92%
VS. YTD FY25


As of June, fiscal year collections total

101.61%
of Sales Tax budgets with
100.00% of the fiscal year complete.

 **Use Tax**




+16.78%
VS. JUNE '25




+15.17%
VS. YTD FY25


As of June, fiscal year collections total

107.52%
of the Use Tax budget with
100.00% of the fiscal year complete.

 **Visitor Tax**



+17.73%
VS. JUNE '25




-11.20%
VS. YTD FY25

As of June, fiscal year collections total

125.70%
of the Visitor Tax budget with
100.00% of the fiscal year complete.

▶ See page 6 for an important note about December 2024 Visitor Tax Revenue collection.

 **ANNUAL TAX BUDGETS** (as amended)

- ▶ General Sales: \$22.0M
- ▶ SUA: \$11.0M
- ▶ Transportation: \$11.0M
- ▶ Use Tax: \$6.1M
- ▶ Visitor: \$1.8M

DID YOU KNOW?

Use Tax is collected on tangible personal property purchased outside the state and brought into the state for storage, use or consumption. This helps ensure fairness between online and in-store purchases and helps prevent unfair competition from out-of-state retailers.



Visitor Tax is collected on stays at a hotel, bed and breakfast, or short-term rental within Stillwater. The revenue supports visitor development and quality of life amenities.

WHAT AM I LOOKING AT?

The first arrow in each box refers to this month’s taxes compared to the same month last year. The second arrow refers to the total taxes reported so far for FY26 compared to the same point in FY25.

A NOTE ON NUMBERS

Data for the June 2026 Tax Report is based off of April 2026 transactions that were reported to the Oklahoma Tax Commission in May and apportioned to the City in June.

YTD = Year to Date | FY = Fiscal Year

Go to the City’s Financial Center for more information about the budget, taxes, and monthly reports for sales, use, and visitor taxes: stillwaterok.gov/financialcenter



2% GENERAL SALES TAX

JUNE 2026

\$2,237,266



+\$259,742
vs. June 2025

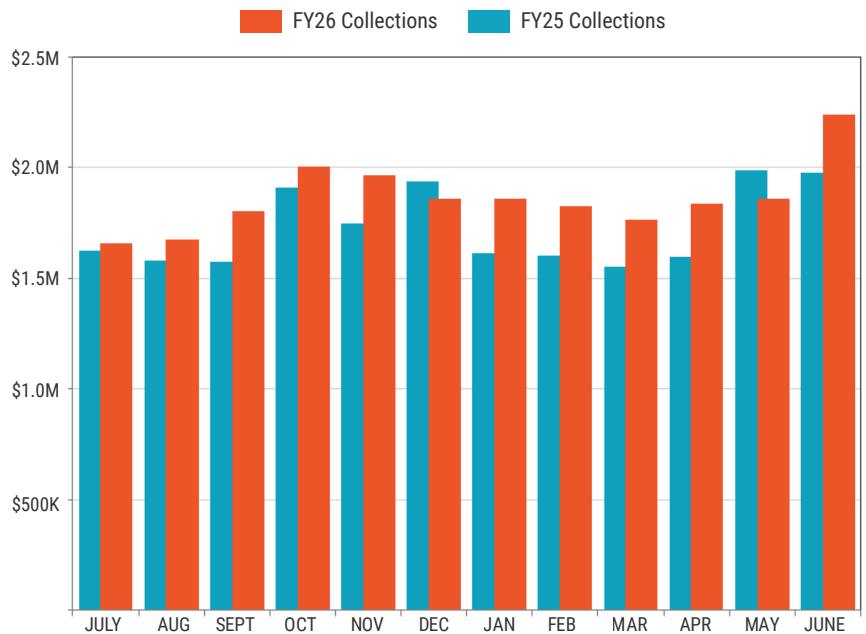
YTD FY26

\$22,355,093

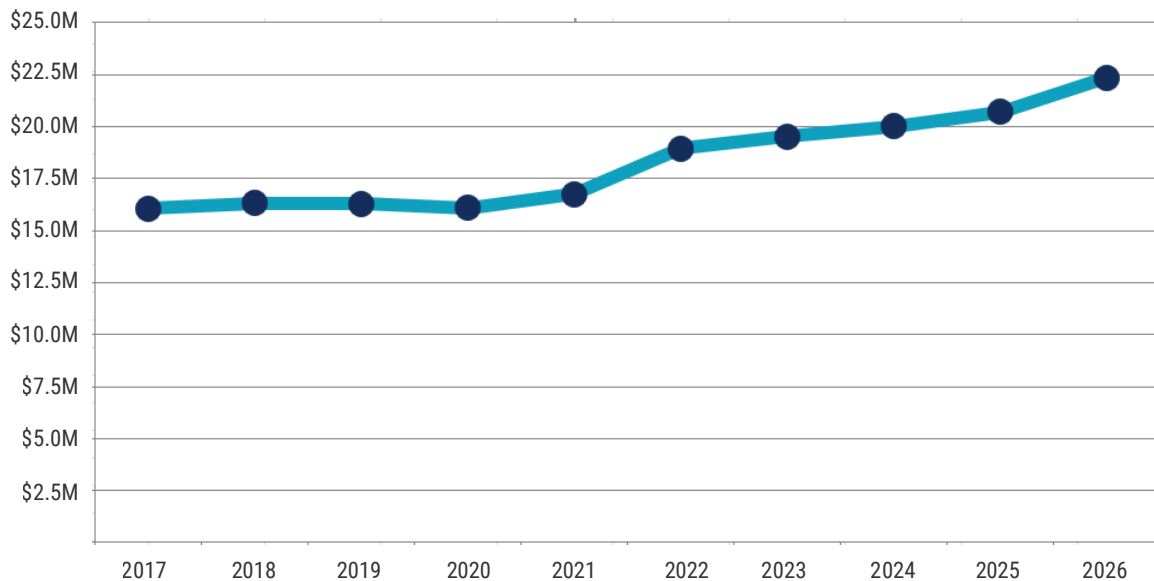


+\$1,640,030
vs. YTD FY25

REVENUE BY COLLECTION PERIOD



COLLECTIONS BY FISCAL YEAR





1% SUA SALES TAX

JUNE 2026

\$1,118,633

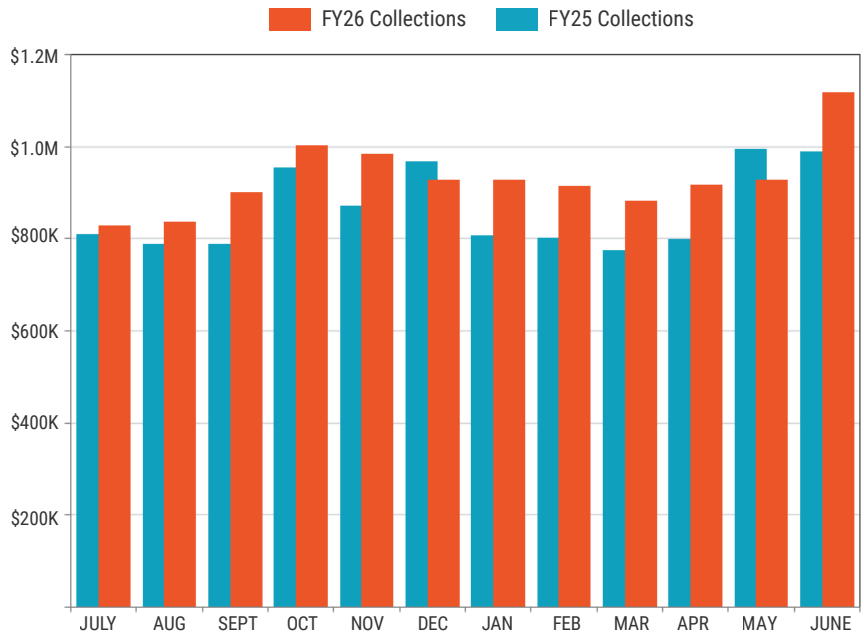
 **+\$129,871**
vs. June 2025

YTD FY26

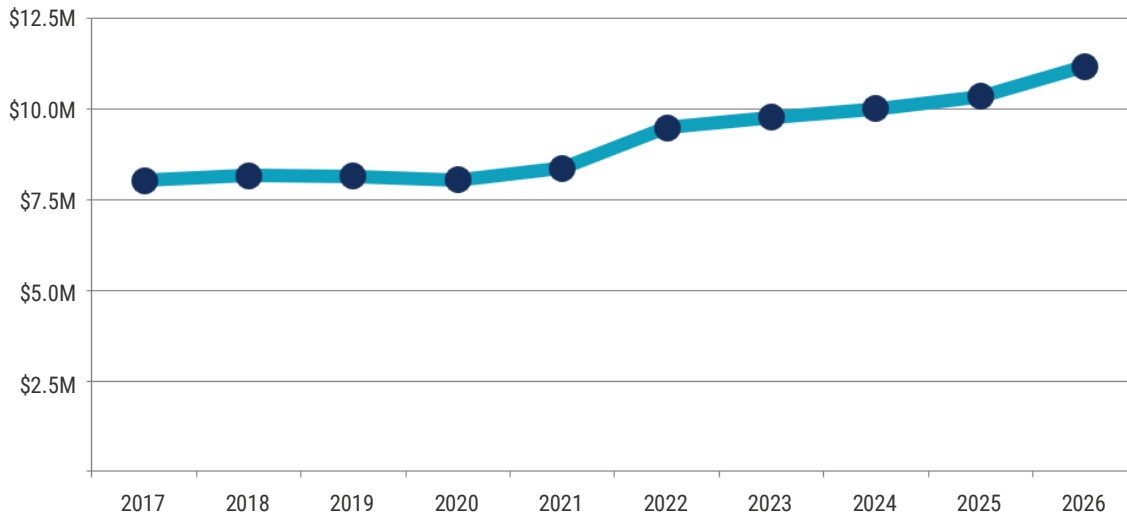
\$11,177,546

 **+\$820,014**
vs. YTD FY25

REVENUE BY COLLECTION PERIOD



COLLECTIONS BY FISCAL YEAR





1% TRANSPORTATION SALES TAX

JUNE 2026

\$1,118,633

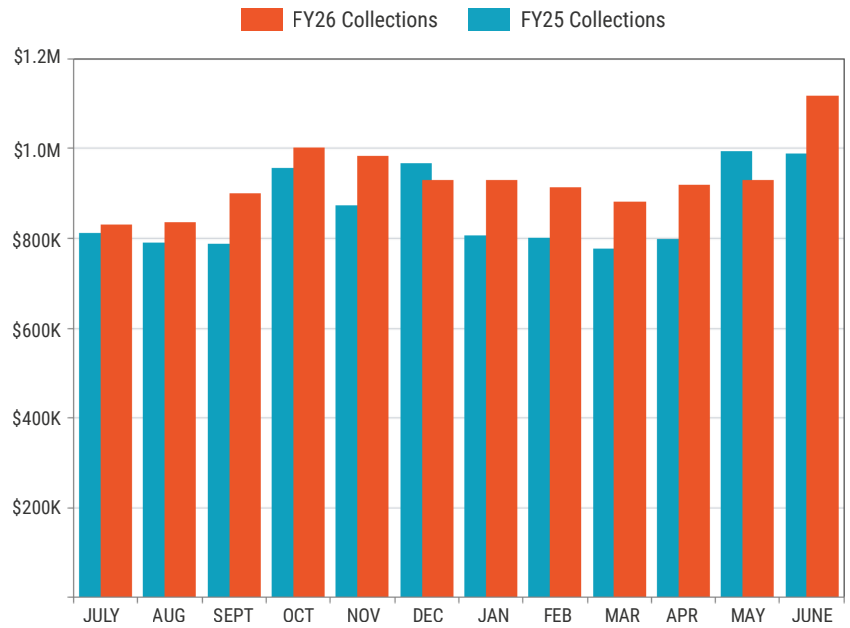
 **+\$129,871**
vs. June 2025

YTD FY26

\$11,177,546

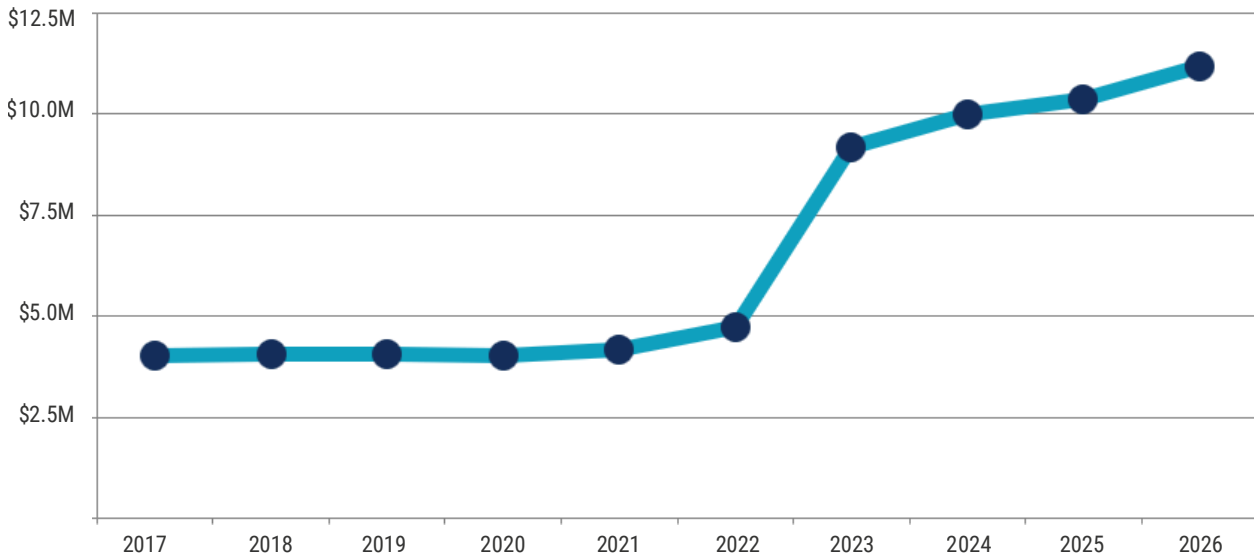
 **+\$820,014**
vs. YTD FY25

REVENUE BY COLLECTION PERIOD



COLLECTIONS BY FISCAL YEAR


Note: Effective 1 July 2022, the tax rate changed from 0.5% to 1.0%





USE TAX

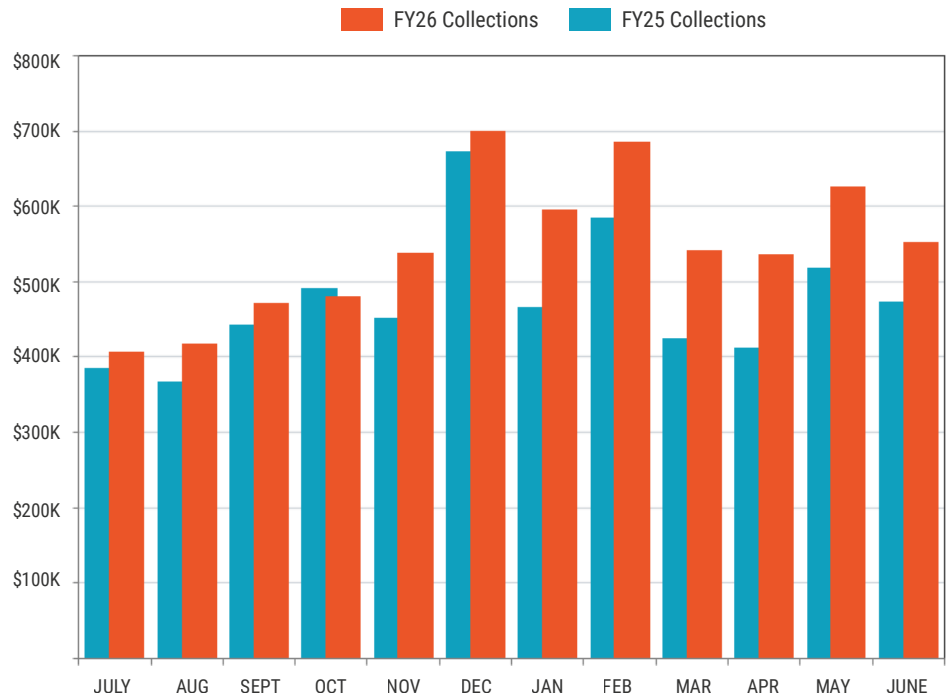
JUNE 2026
\$553,681

 **+\$79,577**
vs. June 2025

YTD FY26
\$6,558,637

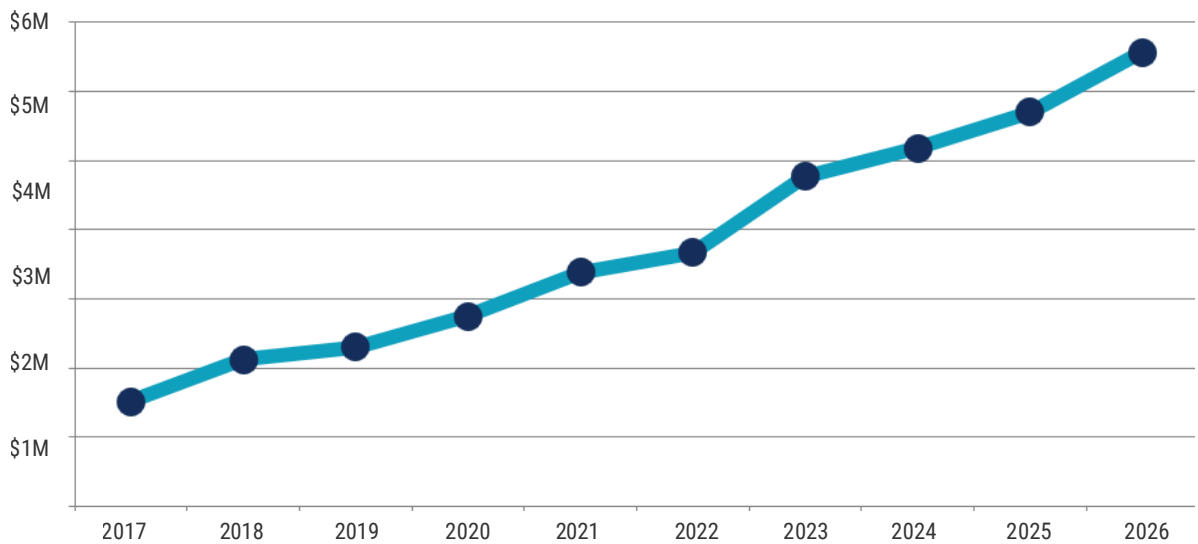
 **+\$863,840**
vs. YTD FY25

REVENUE BY COLLECTION PERIOD



COLLECTIONS BY FISCAL YEAR

Note: Effective 1 July 2022, the tax rate changed from 3.5% to 4.0%





VISITOR TAX

JUNE 2026

\$258,245



+\$38,883
vs. June 2025

YTD FY26

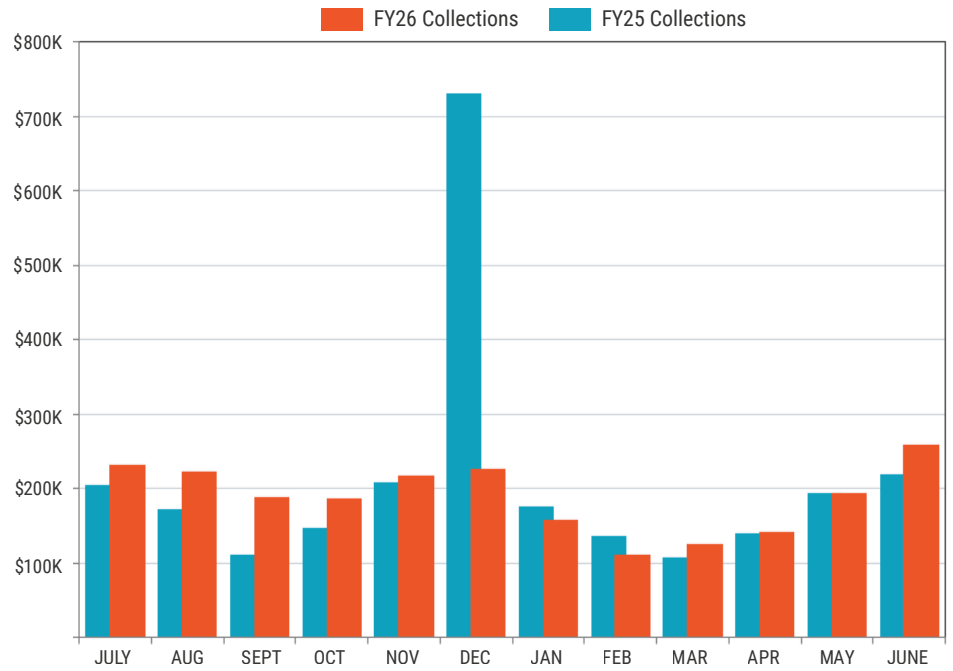
\$2,262,512



-\$285,222
vs. YTD FY25

► **Note:** The increase in Visitor Tax Revenue collection shown for December 2024 is the result of a company filing amended returns and remitting additional amounts due for prior reporting periods.

REVENUE BY COLLECTION PERIOD



COLLECTIONS BY FISCAL YEAR

Note: Effective 1 July 2022, the tax rate changed from 4.0% to 7.0%

