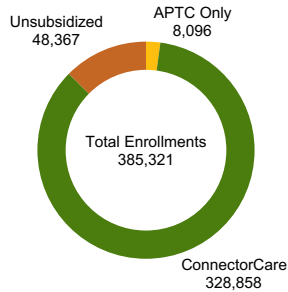


Open Enrollment 2026

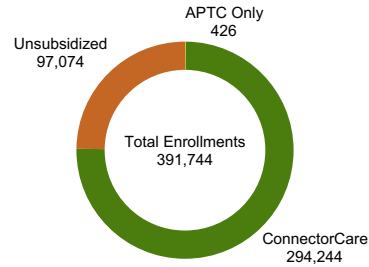


Individual Market - Health Enrollments by Program

2025 (November/December)



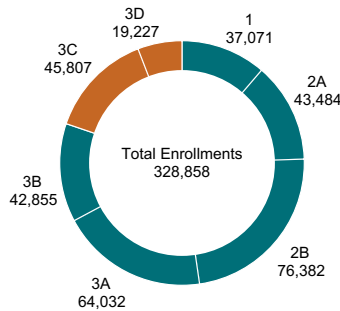
2026 (January/February/March)



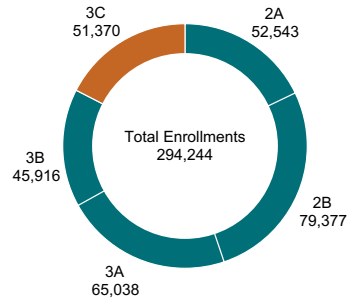
Note: APTC Only members are individuals who were previously enrolled in an unsubsidized plan. They reported a change and are now eligible for ConnectorCare but have not yet shopped for a ConnectorCare plan.

ConnectorCare Enrollments by Plan Type

2025 (November/December)



2026 (January/February/March)



Due to federal policy changes, ConnectorCare Plan Type 1 and ConnectorCare Plan Type 3D will not be offered in 2026

Individual Market - Health Enrollments Average Premium and Applied Premium Tax Credits

2025 (November/December)

Plan Type	Total Members	Applied APTC	2025 Net Premiums
1	37,071	\$349.37	\$3.05
2A	43,484	\$431.39	\$8.70
2B	76,383	\$447.53	\$36.98
3A	64,032	\$404.92	\$85.76
3B	42,856	\$333.47	\$157.60
3C	45,807	\$227.69	\$245.79
3D	19,227	\$126.03	\$318.86
APTC Only	8,094	\$156.93	\$460.93
Unsubsidized	48,367	\$0.00	\$590.02
Total	385,321	\$312.04	\$169.26

2026 (January/February/March)

Plan Type	Total Members	Applied APTC	2026 Net Premiums
2A	52,543	\$492.71	\$11.59
2B	79,377	\$439.07	\$75.41
3A	65,038	\$355.68	\$135.87
3B	45,916	\$266.45	\$190.89
3C	51,370	\$194.95	\$280.96
APTC Only	425	\$349.55	\$267.49
Unsubsidized	97,075	\$0.00	\$619.79
Total	391,744	\$271.28	\$252.48

2026 Enrollees Shopping Status

Shopping Type	Enrolled	Plan Selected	Total
New	46,561	9,218	55,779
Retained	345,183	1,686	346,869
Total	391,744	10,904	402,648