


AUGUST 2021

FREE!

HOMESGUIDE

West Michigan Real Estate, Condos and Apartment Living



coolman-anderson
 *realty inc* #1 in
ludington



 **CENTURY 21**
Bayshore Real Estate



 **GREENRIDGE**
Realty, Inc.



**Lighthouse
Realty**



five star*
REAL ESTATE LEADERS

**SHORELINE
MEDIA**

LUDINGTON DAILY NEWS
OCEANA'S HERALD-JOURNAL
WHITE LAKE BEACON

Local news matters

Lighthouse Realty

503 S. Rath Ave. • Ludington • 231-845-7500



**SERENE COUNTRY HOMES TO COZY COTTAGES...
AMAZING NEW BUILDS TO CLASSIC RANCH HOMES**

Let us open your door to home ownership!



3454 W. MADISON
\$444,900

Custom Built 3 BR, 2 BA
3.4 Acre Wooded Setting
1 BR Cabin - 2 Outbuildings



7808 E. SHOSHONE TRAIL
\$94,900

Long Lake Deeded Access
3 BR, 1 BA Cottage
Storage Shed - Assoc. Beach & More



1 W. SUMMIT RETREAT
\$798,900

2021 - 5 BR, 4 BA to be built
Walkout basement - garage
Lake Michigan access



1026 VOGEL ST.
\$289,000

4 BR, 2 1/2 BA Spacious Ranch
Full Basement - 2 Car Garage
Close to the Beach!


AMAZING BUILDING SITES AVAILABLE

WATERFRONT, WILDLIFE OR WONDERFUL NEIGHBORHOODS!


Buy now and build later... call for details!



SUMMIT RETREAT
FROM \$87,800
Amazing Lake Michigan
access lots. Choose quickly
and customize your home.
Assoc. waterfront with
Tram to the beach.



V/L VICTORY DR.
PRCL. C&D
\$109,900
Amazing 14.9 acre parcel,
hardwoods, pine & cedar.
Great hunting!



GLEN WOOD DR.
\$37,500
Hamlin Twp. Lot,
area of newer homes,
cul-de-sac street,
Low Assoc. fees.



V/L W. RIVER
VIEW DRIVE
\$25,000
Pere Marquette Twp.,
115 x 150 m/l,
natural gas,
public water/sewer.

*The experienced and knowledgeable Lighthouse Team will get
you results that will have you moving! CALL US TODAY!*

www.goLighthouseRealty.com



GREENRIDGE REALTY

5492 W. US 10, Ludington | Ludington | 231-690-5545

What people are saying about Diana...

We were fortunate to have Diana in our corner

She is personable and extremely motivated



Diana has a strong knowledge of the real estate market

Diana has a high level of dedication & professionalism

Diana Kovalcik

Your Local Real Estate Professional

Associate Broker | Full-time Realtor | 15 years of real estate experience

Contact Diana TODAY for all your real estate needs!

Storage/display opportunities: In furniture, along walls and in hidden places

(MS) — Finding more space to store and display all the “stuff” used for day-to-day living, as well as life’s pleasures, can be an adventure that ends with everything in its perfect place. Woodcraft can help you with a few ideas to kick-start your space hunt and then suggestions for tools and supplies to make your storage projects successful.

Small tables with enclosed storage underneath, chests and trunks that provide seating, benches with built-in storage, beds with built-in space underneath or in the headboard, and kitchen islands with concealed nooks are all options to manage “stuff.” In the kitchen, add drawers to the space (toe-kick) beneath lower cabinets to store rarely used items. Shelving and bookcases, either built-in or freestanding/open or enclosed, will transform unused wall areas or sections of large closets into instant storage for a wide range of items. Nooks cut out of the wall and covered by pictures offer one of many concealed storage options that also include nooks or drawers in the sides of enclosed staircases.

The ideas for storage and display projects are endless and can be found through Internet searches and on Woodcraft.com in books like “Stanley Built-Ins & Storage” by David Schiff, in the Woodcraft blog, and in free videos and articles.

Plan for Painting Up Front

“When choosing where to develop storage and display space, you have the opportunity to rethink the colors in

rooms where changes will be made,” Woodcraft Public Relations Manager and blogger Lori Harper said. “By using paint in building, buying or repurposing storage pieces, you can change or supplement an existing color palette.”

Woodcraft stocks a wide selection of finishing and paint products, including the versatile General Finishes Milk Paint, General Finishes Flat Out Flat Topcoat, Black Dog Salvage Furniture Paint, and Black Dog Salvage Guard Dog and Show Dog Topcoats.

BUILDING MADE EASY

Pocket-hole joinery is a quick, easy way to join wood pieces for building projects. Kreg makes it simple with a pocket-hole jig for every application to create very strong joints. Check out Festool’s CXS Compact Drill Driver Set for drilling pocket holes and adding pocket screws, as well as handling other day-to-day drilling and driving challenges with comfort. Tight spaces, dark spots, and corners are no match for it.

For projects that require using nearly invisible fasteners, the industrial strength Grex 23-gauge Headless Pinner leaves only the tiniest of entry holes, making it ideally suited for finishing work, detailed woodworking, light wood assembly, decorative trim, dowel and joint pinning, and picture frame assembly. To provide air pressure for the pinner, Rolair’s JC10PLUS Compressor is a good choice. The oilless machine features a 1 HP, single-stage, two-cylinder

motor/pump and a stainless steel reed valve that runs on low RPM for optimum quiet operation.

Building drawers is easy with the Kreg Drawer Slide Jig that supports drawer boxes while mounting slides to the drawer. The jig works with ball-bearing, epoxy-coated, and under-mount slides for perfect positioning every time. Whether you’re boring shelf pin holes in a new entertainment center or adding adjustable shelving in an existing cabinet, the Kreg Shelf Pin Jig will help you get the job done quickly and accurately. The Kreg Cabinet Hardware Jig makes it easy to install knobs and pulls on drawers and doors.

SHORTCUTS & SAFETY

To save time when building drawers, check out the Ready-to-Use Prefinished Birch Drawer Sides at Woodcraft.

For some really made-to-order storage units, use WoodRiver Cubby Cube Connectors. Available in three configurations — cross-brackets, T-brackets or L-brackets — these handy connectors allow for quick and easy construction of multiple cube storage using 3/4”-thick material in any size you need.

Protect your ears while using power tools with ISOtunes Professional Noise Isolating Earbuds — OSHA-approved hearing protection and Bluetooth technology so you can connect to a smartphone and listen to music. If protection is all you need, consider the Pyramex BP 3000 Banded Earplugs.

CENTURY 21[®]

Bayshore Real Estate

325 S. Brye Rd.
Ludington, MI 49431
231-845-0363
www.C21Bayshore.com



747 N. Lakeshore, Ludington

- 102 Feet on Lake Michigan
- Fabulous Location, Walkout Frontage


\$1,250,000



10710 N. Stephens, Freesoil

- 5 Bed, 3.5 Bath Lakefront Home
- 14 Acres, Garage, Shop, Pole Barn

\$469,000



1026 N. Ferry, Ludington

- 3 Blocks to Lake Michigan
- 3BR/2BA, Basement, Extra Lrg Lot

\$325,000



6164 Logger's Lane, Ludington

- 100 Feet of Hamlin Lake Frontage
- Survey & Preliminary Site Plan Avail

\$120,000



4709 W. Sixth, Ludington

- 3223 S.F. Living Sp, Quartz Kitchen
- 2 Garages, Shed, 12 Acres, Stream

\$399,500



1519 W. US 10, Scottville

- Updated 3 Bedroom Ranch
- Nearly Half Acre, Fenced Yard

\$158,000



3095 W. US 10, Ludington

- Successful Auto Repair Facility
- 13,800 Sq. Foot Bldg, 10 Acres

\$850,000



1240 N. Tuttle, Scottville

- 3 Bed, 2 Bath Home, Pole Barn
- 10 Acres, Pond, Horse Pasture

\$230,000



191 Bonnie, Ludington

- PM Twp. Lot with 24x30 Garage
- Shed, Electric, Septic, City Water

\$29,900



2780 W. US 10, Ludington

- 15 Acres on US 10
- Great Visibility for Business Use

\$158,500



705 N. Rath, Ludington

- 2 Bed, 1 Bath, Hardwood Floors
- Fenced Yard, Garage, Large Shed

\$175,000



110 N. Main, Scottville

- Turnkey Restaurant, 2 Kitchens
- Recently Remodeled, Seats 110

\$284,000



803 Diana, Ludington

- Remodeled 4 Bed, 2 Bath Home
- Basement, Att. Gar., Fenced Yard

\$200,000



N. Benson, Fountain

- 51 Feet Ford Lake Frontage
- 1 Acre Lot on an All Sport Lake

\$125,000



2610 E. Michigan, Freesoil

- Former Gas Station/Conven. Store
- SDD/SDM Liquor Licenses Incl.

\$130,000



119 N. Jackpine, Walhalla


- CUTE Cabin, Long Lake Across Rd.
- Updated Roof, Kitch, Wind, Floors

\$79,900

Let us take the stress out of selling your home and finding the home of your dreams! Call a CENTURY 21 Bayshore agent today!



Kevin Leavitt
231-845-7277



Brian Mulherin
231-690-0872



Cindy Papes
231-852-0116




Debbie Bush
231-852-0117



Kelly Smith
231-233-2227



Lynne Mattice
231-907-9033



Michelle Anderson
231-510-1058



Mike Healy
231-690-7834



Peri Lundberg
231-590-0711



Sandy Lovewell
Office Manager


Featured Listing Offered by Renee Malburg

EMERSON LAKE BUILDING SITE

\$84,000

Peaceful views and four seasons fun from this nearly 1 acre wooded, waterfront lot on the 'Sunrise Side' of Emerson Lake! Conveniently located just off US-10, this is the perfect site to build a Northern get-away cottage on a beautiful all sports lake just 18 miles East of Ludington. The Pere Marquette River, 1000's of acres of National Forest; and Lake Michigan are all accessible from this great location.

- 55 Acre All Sports and Fishing Lake
- Pere Marquette, Pine and Manistee River Country
- Numerous Inland Lakes
- Emerson Lake Inn - Lakeside Dining
- Near Trails for ORV's & Snowmobiles



231-233-5674

513 S. James St., Ludington, MI 49431

**There's a new
leader in town.**

five star*
REAL ESTATE LEADERS

Renee Malburg
Associate Broker
rmalburg.com



Design ideas to give your home a farmhouse feel



Farmhouse style homes are having a moment. A 2020 survey from Homes.com asked more than 5,000 adults across the United States about their favorite house style from a list that included bohemian craftsman, mid-century modern ranch, French chateau, and Tudor, among others. Modern farmhouse was the runaway winner, as participants in 42 of the 50 states indicated this simple, cozy style was their favorite. Home renovation projects can help homeowners put their own unique stamp on their homes, and such projects can be both aesthetic and functional in nature. The following are some farmhouse design elements homeowners can consider as they look to transform their home

interiors with this popular style in mind.

- **Exposed beams:** Exposed beams instantly evoke images of a farmhouse. The home improvement experts at BobVila.com note that this rustic renovation project can utilize real wood or faux beams that look like the real thing. Decorative beams that have nothing to do with a home's structural integrity can be installed by skilled do-it-yourselfers. However, even faux beams are heavy, and BobVila.com recommends homeowners have an engineer assess their existing structure prior to installation.
- **Distressed wood finishes:** Distressing is designed to make something look less than perfect. Distressed

wood finishes can be found throughout many farmhouse style homes. Furniture and picture frames can provide the distressed look farmhouse fans are looking for. This is a relatively inexpensive project that many homeowners can tackle on their own after watching some online tutorials that recommend the right tools and techniques to get the job done right.

- **Kitchen sink:** Many components combine to create a truly classic farmhouse kitchen. But perhaps no component is more essential than the classic farmhouse sink. The renovation experts at HGTV note that a classic farmhouse sink features a deep, wide basin. Farmhouse sinks are large enough to handle all the dishes that come after a big family meal. Old-fashioned porcelain sinks are worth consideration by homeowners who want their kitchen sinks to evoke a traditional farmhouse feel.

- **Countertops:** HGTV recommends butcher block countertops for homeowners who favor European farmhouse style. Homeowners overhauling their kitchens to create a farmhouse feel should consider installing a large island with a walnut butcher block countertop for an authentic farmhouse feel.

Farmhouse style homes are wildly popular. Some simple renovations can help homeowners with a fondness for farmhouse style bring this classic look into their homes.



DEB STEVENSON

HOME | SEARCH ▾ | BUYING | SELLING | RE

Are you t
BUYING or SELLING

Your Search

SEARCH BY ▾

WWW.DEBSTEVENSON.COM

✉ DEB@DEBSTEVENSON.COM

☎ 231-510-5727

D
AS

📍 Ludington

📍 Condos

📍 Lake Michigan

📍 Hamlin Lake



GREENRIDGE

SON GROUP

VISIT US DOWNTOWN
300 S. RATH, SUITE 101

SOURCES ▾ | TESTIMONIALS | CONTACT US





*Thinking of
SELLING in 2021?*

Starts Here

M

Find Your Home

DEBBY STEVENSON
ASSOCIATE BROKER, REALTOR®

 Pentwater  Manistee  Mears  Per

GE REALTY

E
X
C
E
L
L
E
N
C
E



How to create a sunroom



As fall inches closer to winter, it's not uncommon for people to look to the coming cold with a degree of lament. Spring, summer and fall provide ample opportunities to enjoy the great outdoors, but such chances are few and far between once the winter freeze settles in. Though winter might compel the masses to huddle up inside, there's still a way to take in the great outdoors on cold winter days and nights.

It might not prove an exact substitute for summer nights around the firepit, but a sunroom affords homeowners a chance to marvel at snowy winter landscapes without venturing out into the cold. Sometimes referred to as "all-season rooms," sunrooms can make for a great retreat on quiet summer mornings or crisp autumn afternoons. Sunrooms can be treated as blank canvasses, which makes decorating them more fun. But a few tricks of the trade can help homeowners turn their blank canvasses into welcom-

ing spaces to take in all that nature has to offer throughout the year.

- Define the purpose. The experts at Better Homes & Gardens recommend homeowners decide how they want to use the sunroom before they begin decorating it. When the weather gets too chilly to dine outside, will the sunroom serve as an alternative dining space in the same way patios and decks do during the warm weather? Or do homeowners want to turn their sunrooms into reading rooms? Though it's possible to make sunrooms multipurpose spaces, it may be hard to create a relaxing vibe in rooms that are too crowded with furnishings or too busy. Defining how the space will be used also makes it easier when shopping for furnishings.

- Define when the room will be used. In addition to defining how the room will be used, homeowners should give ample consideration to when the room will be used. A year-round sunroom will need to be heated,

while a three-season sunroom likely won't require heating. Cooling might be a concern on hot summer afternoons, but many homeowners will likely spend such days outside anyway, so cooling the room may be as simple as installing a ceiling fan and ensuring windows can be opened to let fresh air in. Homeowners who want a year-round sunroom should install insulated glass to keep the room even warmer when the mercury dips.

- Opt for bright colors. Bright colors can make sunrooms feel all the more inviting and make for a perfect match with all the natural light already in the room. The renovation experts at HGTV note that white walls and ceilings can maximize the warm illumination of the natural light that will be pouring in from the floor-to-ceiling windows. Better Homes & Gardens adds that brightly colored cushions, pillows and area rugs with similarly hued colors and patterns can add visual interest and texture to a sunroom.

- Make use of a view. Homeowners needn't direct too much of their focus on decor if their sunrooms come with a view. Art on the walls and other decorative items around the room are less important if a sunroom affords a view of the ocean or a lake or dense woods that attract local wildlife. In rooms with a view, arrange furniture so residents and guests can comfortably look outward and take in all the surround landscape has to offer.

Sunrooms are a great place to take in nature no matter the weather.

A local name
you can trust!

coolman-anderson



realty inc

#1 in
ludington


Serving the area for over 50 years!



W. RIVER VIEW DR.

Wooded lot located in the Pleasant Ridge Subdivision, offering approx. .37 Acres. The Lincoln River flows on the north side of the subdivision.

\$19,900



S. TUTTLE RD.

Recreational Land

Recreational Land! Country Setting just South of Scottville. This property has a variety of terrain, offering a peaceful setting just off the roadway.

\$8,900




BROOKRIDGE SUBDIVISION

Buy now, build later!

Spacious, affordable wooded lots located in a lovely peaceful neighborhood. Country setting, with town convenience.


\$6,900 - \$15,900



W. US 10

Looking for a fabulous location for your new or existing business. This Commercial vacant 2.73 acres could be it, 300' road frontage, located on the heavily traveled US-10 corridor.

\$59,000



1379 N. SHERMAN ST.

4 Bed/2.5 Bath

This home has a wonderful yard with back deck. Finished basement and spacious rooms.




102 SECOND ST.

Prime commercial (Old Town Business District), the use encourages the historic character of the area. Reuse of the historic buildings is designed for maritime related business, residential use & the arts.



V/L E. HAWLEY ROAD

Rustic 1 room cabin with full bath sits on a 40 acre parcel with gated access. Variety of terrain including food plots, hardwoods, lowlands with trophy bucks taken here!



94 N. MEYERS RD.

Business or Residential Opportunity! Current Zoning approves usage for Indoor Recreation, Professional Office Space, Clinics, Banks, Restaurants; subject to Mason County Zoning approval.

\$154,900



305 McNITT RD.

2 Bed/1 Bath. Turn key cottage on Bar Lake, just minutes from Lake Michigan and Orchard Beach Park. Escape to this welcoming cottage on a quiet lake, with breathtaking views from the main living area.

THERE'S NEVER BEEN A BETTER TIME TO SELL! ATTENTION HOMESELLERS:

Are you considering selling your home?

↓ Low Supply

↑ High Demand

↓ Low Interest Rates

= INCREDIBLE OPPORTUNITY Take advantage of historic market conditions. Call one of our agents today!



Vanessa
VerStrat
(231) 239-5097



Doug
Shoup
(231) 510-9838



Beth
Freeby
(269) 491-0251



Steve
Hlady
(231) 750-7209



Pam
Huber
(231) 690-6724



Scott
Shoup
(231) 510-6259

609 east ludington avenue | ludington, mi 49431 | office (231) 843-3491 | www.coolmananderson.com

How to pick paint for home interiors



Many components combine to define a home's interior. Some homeowners may be partial to certain styles, such as ultra modern or farmhouse, while others may opt for a more traditional look that cannot necessarily be categorized as one style or another. Though many homeowners may spend considerable time and devote a lot of energy to making their home embody a certain style, those who aren't willing to commit to a particular look can lean on one component to make a stylish statement all their own: paint. Color can be a part of every homeowner's design arsenal. Bold colors can be used to create a stunning accent wall, while homes with open concepts often utilize color to define rooms. Homeowners who want to revitalize their home interiors can do so with paint, and this approach doesn't require homeowners to com-

mit to a whole new design style. Though paint may seem simple to novices, homeowners who have painted home interiors in the past recognize how complicated the process of picking paint can be. Paint retailers have a seemingly endless swatch of paint colors to choose from, and before long homeowners heads may be spinning as they try to narrow down their options. The following tips can help homeowners pick the perfect paint for their home interiors.

- Take stock, and photographs, of your current furnishings. Many interior designers rely on a simple technique when recommending color schemes to their clients. Choose a standout color from existing furnishings, such as the dominant color from a patterned decorative pillow or piece of furniture, and then look for the same shade to paint the walls.

A photograph of the item can be handy when visiting the paint store.

- Lighten colors as you go up. The home renovation and design experts at HGTV recommend picking darker color values for the floor, medium color values for the walls and light values for the ceiling. This approach mimics the look of the great outdoors, where the ground tends to be darker than the trees, and the trees are darker than the blue sky.

- Utilize paint to create the vibe you want. The home renovation experts at This Old House note that colors evoke an emotional response. Cool colors like blue and green give off a relaxing vibe, which makes them ideal for bedrooms and bathrooms. Red is an intense color that can up the energy ante in any room, which can make it an option for homeowners who want to spark debate around their dinner tables.

- Give personal preference its place at the table. Though interior designers may have years of experience picking paint colors for a home and researchers may have determined how certain colors can be utilized to create a desired ambiance in a given room, ultimately homeowners are the ones who will be living in the home. So it's important that homeowners pick colors they like for their home interiors.

Paint is an inexpensive way to transform a room. Homeowners can rely on a combination of color strategies and their personal preferences as they try to decide which colors they want on their interior walls.

Arrange furniture, design rooms more easily




Redesigning a room can involve several steps, from choosing a paint palette to taking down walls to buying new furniture. When it comes time to put the space back together, finding an appealing furniture arrangement or layout renovation that maximizes space efficiently can be challenging if it requires moving heavy pieces of furniture around. To make such tasks easier, homeowners can rely on a bevy of room-designing apps that enable one to manipulate a room in the digital realm.

Some people have great spatial

SEE FURNITURE PAGE 15

IN LUDINGTON



**New Purchases • New Construction
Refinance • Bruised Credit OK •**

Low Down Payment

CONVENTIONAL • USDA • FHA • MSHDA • VA



**metro
mortgage**
A Division of Mortgage
NMLS 129386

216 E. Ludington Ave.
231.425.5555

Call Anytime

mmeyer@metromtg.com



100+ Five Star Reviews on Google!

ROOFING | SIDING | GUTTER

- 5 yr installation warranty.
- 20 yr product manufacturer warranty.
- Financing at 0% up to 24 months.
Loans from \$1000 up to \$100,000.
- Licensed & fully insured.

(231) 907-2882

www.SuperiorExteriorsMI.com

**ETHICS YOU
CAN TRUST.
EXPERTISE YOU
CAN COUNT ON.**

Is your agent a REALTOR®?

REALTORS® are members of the
National Association of REALTORS®.



CONTINUED FROM FURNITURE PAGE 13

reasoning and can work out designs in their head or by plotting items on graph paper. But many homeowners may need a little extra help. By figuring out a floor plan, anyone can start laying out their furniture and other design elements.

Room planners come in various forms, from free downloads available through popular furniture companies to pay-for-use, third-party software. The following are some of the more popular room planners homeowners can utilize.

- Amikasa: This app enables users to create room layouts using furniture and more from real brands. It features a walk-through mode so you can take a virtual tour afterwards.
- Autodesk Homestyler: Brought to

you by the company that produces professional design programs for architects and designers, like AutoCAD, Autodesk and Revit, this user-friendly technology allows you to create 3D renderings and move around furniture, decorative items, appliances, and other elements right in the app.

- Floor Plan Creator: Start with the basics by plotting out precise and accurate floor plans. This app enables you to create multiple floor rooms in 3D and get automatic figures for perimeters, walls and more.
- Ikea Home Planner Tools: The free, easy-to-use home planner tool from the popular furniture giant enables you to see how items from the store can look in your space — before you bring it home. The Kitchen Planner from the company also makes it simple to enter Ikea

components and see how much the proposed kitchen design may cost.

- Magic Plan: This is another popular feature-filled app for planning designs. The technology even allows you to take a picture of your existing room and create floor plans.
- Planner 5D: This is an extensive room-design tool that helps you design rooms down to the smallest architectural details. It also can be taken outdoors for landscaping and pools, utilizing 3D graphics.
- Room Scan Pro: This app draws floor plans simply by having you hold the phone up to a wall. The software will then scan the circumference and plot out the requisite measurements.

These are just a few of the room planners that can make it easier to see what a finished design product may one day look like.



HOME. IT IS MORE THAN JUST A HOUSE.

Buy | Build | Remodel | Refinance | Use home equity

SSB | Shelby State Bank

Where Banking is Still a People Business!

Home is more important than ever. So it should be comfortable. It should be secure. It should have personality. Shelby State Bank has **smart mortgage and home equity options** to help you make it all happen.

 www.shelbybank.com

Member FDIC
NMLS# 409703
 EQUAL HOUSING
LENDER



BethAnn Kozicki
231-794-8960



Brooke Klein
231-690-3675



Ingrid Wadel
231-301-0646



Nathan Sheldon
231-690-0422



Random Messeder
231-425-8753



Tim Gibson
231-233-7327



Lois Janish
231-510-5065



Lori Dickenson
231-633-8417



Monty Ashton
231-907-7790



Dick Boyd
231-590-1067



John Ferguson
269-377-5946



M.A. Ferguson
269-377-9516



Stan Willson
231-852-0536



Michelle Sarto
231-690-6801



Kevin Bishop
231-303-3595



Emily Pomeroy
231-510-1303



Cheryl Staszczak
248-805-3802



Dale Smith
231-794-9122



Heather Barker
231-510-5505



John Hanson
231-510-5543



Judianne Sibley
231-239-1333



Kayla King
231-887-0092



Kerri Mackey
231-510-8380



Leah Gannon
517-607-5347



Shirley Barker
903-681-6102



Gloria Pirkola
231-425-0845



Rick Randall
231-633-8661



Ben Korendyke
231-690-0670



Don Bradley
231-425-8838



Casey Tennant
231-233-7613

Lighthouse Realty

Manistee 231-398-3800 • Ludington 231-845-7500

www.goLighthouseRealty.com

