


A Kid-Tested Publication of the Ludington Daily News & Oceana's Herald-Journal

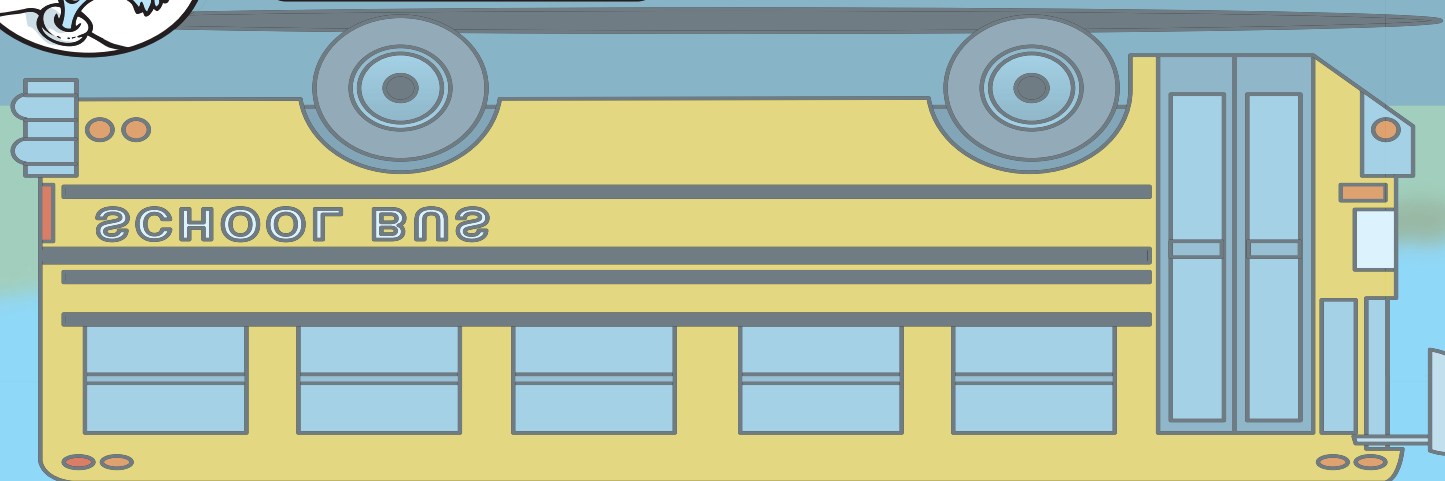
SMART FUN FOR COOL KIDS

# Kid Scoop News®

SEPTEMBER 2022



How many differences can you spot between this school bus and its reflection below? Circle all the differences you find.



## BACK TO SCHOOL SAFETY


Stay safe with these back to school tips!

## COYOTES

Howling fun—learn all about coyotes!

## ROCKET SCIENCE

Learn how to make your own rocket and watch it take off!



## MEET THE REAL UNCLE SAM

A patriot made famous by newspapers and cartoonists.

This copy of  
**Kid Scoop News**  
belongs to:

Little Caesars®


**COLOR ME FOR CRAZY BREAD!**

Then take me back to the Ludington Little Caesars

**FREE  
CRAZY  
BREAD®**

 With the purchase of any pizza  
8-piece order • Crazy Sauce® extra

 FOR IN-STORE PURCHASE ONLY  
OFFER EXPIRES 6/30/2023. Valid only at the Ludington Little Caesars' location. Not good with any other offers. Void where prohibited or taxed.

**LUDINGTON**

 Ludington Ave. • (231) 845-5178  
One block west of Jebavy Dr.

**Mason County  
Central Schools**
[www.mccschools.org](http://www.mccschools.org)




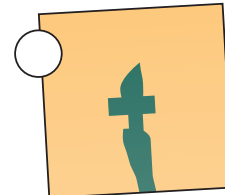
 Small Enough to Care  
Large Enough to Compete

**"OUR ACTIONS WILL INSPIRE AND EQUIP STUDENTS TO EXCEL"**
**Serving the educational needs of Mason County**

 In-person K-12 classes • Spartan Academy Alternative Education  
Victory Early Childhood Center Preschool • Mason-Lake Adult Education  
Enroll today at [www.mccschools.org](http://www.mccschools.org)
**SPARTAN PRIDE!**

 300 W. BROADWAY AVE. | SCOTTVILLE, MI 49454 | 231-757-3713 | [www.mccschools.org](http://www.mccschools.org)

*Woodward*
**Here's a Back-to-School puzzle for you!**

 Below are pieces of pictures that can be found in this month's issue.  
Can you find the page number where each is found?

**Kid Scoop News®**

ISSN 2768-2382

 Publisher and Editor  
**Vicki Whiting**

 Art Director  
and Illustrator  
**Jeff Schinkel**

 Graphic Designer  
**Eli Smith**

181 Andrieux St., Suite 200, Sonoma, CA 95476

© 2022 by Vicki Whiting




# BACK TO SCHOOL ROAD SAFETY

**Leave early so you don't have to hurry!**

## Safe is Better Than Short

Take the safe path to school, not the shortest one. Help Amy find the best path to school.



## SAFETY MATH

The back seat is the safest place to sit until age  $(3+3+2+5= \underline{\hspace{1cm}})$

You're safer sitting in a booster seat until you are  $(2+2=\underline{\hspace{1cm}})$  feet  $(3+3+3=\underline{\hspace{1cm}})$  inches tall.

## My Safety Story

Finish the sentences using these words:

CARS ALL BUCKLE CORNERS RUN WAYS  
HELMET CROSSWALKS STREET CROSSING

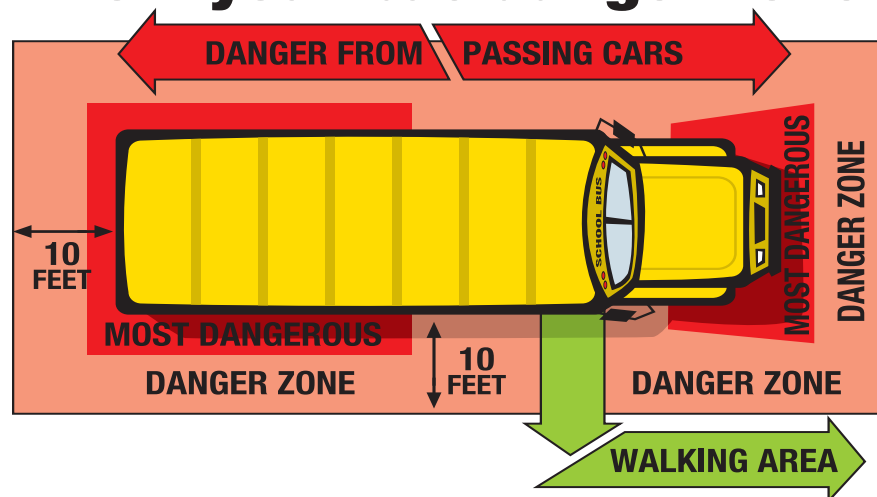
My name is \_\_\_\_\_ and I take time to be safe. I always look \_\_\_\_\_ before \_\_\_\_\_ the \_\_\_\_\_.  
I walk, and don't \_\_\_\_\_.

I never walk between parked \_\_\_\_\_. I cross streets only at \_\_\_\_\_ or \_\_\_\_\_.

I \_\_\_\_\_ up when riding in a car and wear a \_\_\_\_\_ when I ride my bike.



## Know your bus danger zone!



CONSTITUTION DAY IS SEPT. 17

# U.S. Constitution Protects Free Speech

*“Congress shall make no law ... abridging the freedom of speech”*

This year, *Kid Scoop News* celebrates Constitution Day with a look at the reasons why freedom of speech is one of the freedoms the Founding Fathers protected in the First Amendment to the Constitution.

Jason has written a letter, on the right, to the editor of his newspaper, but something is wrong. The words are out of order. Can you put them back into the right order? Rewrite his letter on another sheet of paper.

**Standards Link:** Revision: Revise drafts to improve logical progression of ideas.

Imagine you could ask your school librarian to set up a display of books on free speech and the free press. Use the space here to design a poster to display in your school library!



Kyle is about to give an important speech at his school. But he got so nervous, he dropped some pages. Can you find all 12 pages of his speech on this page?

Dear Editor,  
Scoop News! Thank you  
your paper.  
I like to read Kid  
for putting it in

Sincerely,  
Jason

## Lively Discussions


The topic of free speech always sparks a lively discussion. Some say there should be limits on free speech. Others say people should be allowed to express whatever they want, even if it hurts or offends someone else.

## What do YOU think?

Should students be allowed to wear t-shirts to school that say rude things?

Write a sentence in favor of allowing any kind of t-shirt in one of the speech bubbles at left. Then write why it shouldn't be allowed in the other bubble.

**Standards Link:** Civics: Understand freedoms guaranteed under the Bill of Rights.





# What is Free Speech?

Imagine being put into jail for 26 years because you [redacted] your government. That happened to Nelson Mandela when he criticized his country's [redacted] for its policy of apartheid (separating black and white people).

When the [redacted] colonies were under British rule in the 1700s, a man by the name of John Peter Zenger was brought to trial for [redacted] a

newspaper that criticized the British government.

The leaders that started the United States of America created the Constitution to [redacted] people from these kinds of [redacted]. With the First Amendment of the U.S. Constitution, they established the [redacted] of both speech and [redacted], as well as three other freedoms.

Can you find where each "censored" word in this article belongs?

INJUSTICES

FREEDOM

AMERICAN

PRESS

GOVERNMENT

PUBLISHING


CRITICIZED

PROTECT

Standards Link: Civics: Understand the purpose of the Constitution.

## Kid Scoop Puzzler

People are urged to ring bells after reciting the Preamble. The bell-ringing is being led from Valley Forge, PA where George Washington had a camp during the Revolutionary War.



Find the two bells that are the same.



Standards Link: History: Students know the symbols and traditions of the U.S. that provide continuity and a sense of community.

## Double Double Word Search

FREEDOM  
CRITICISM  
PRESS  
DISCUSSION  
CONGRESS  
EDITOR  
POLICY  
TRIAL  
ISSUE  
LETTER  
DISPLAY  
LAW  
PAPER  
SAY  
MOVE

Find the words by looking up, down, backwards, forwards, sideways and diagonally.

N	O	I	S	S	U	C	S	I	D
L	E	T	T	E	R	S	G	P	R
E	G	A	S	S	E	M	I	O	E
E	L	A	I	R	T	S	T	L	P
V	O	A	G	O	S	I	P	I	A
O	D	N	W	U	D	N	R	C	P
M	O	D	E	E	R	F	E	Y	E
C	R	I	T	I	C	I	S	M	W
S	S	A	Y	A	L	P	S	I	D

Standards Link: Letter sequencing. Recognize identical words. Skim and scan reading. Recall spelling patterns.

# Rethink Your Drink

**T**he average American eats about 22 teaspoons of added sugar every day. This adds up to over **70 pounds** of sugar a year!

Eating more sugar leads to gaining weight and obesity. Being overweight can cause serious health problems such as heart disease and diabetes.



Sugar can cause cavities in your teeth. Remember to **ALWAYS** brush after consuming sugary foods and beverages.

Eating too much sugar makes it harder for your white blood cells to kill germs. That means that eating too much added sugar can lead to getting sick more often.

A lot of the added sugar people consume can be found in sweetened drinks.

Count how many teaspoons of sugar each of these drinks contain.

## BE SUGAR SMART

**PARENTS:** The American Heart Association recommends a maximum of 3 teaspoons (12 grams) of added sugar per day for kids.



Read the nutrition labels of the food you eat. Track the amount of sugar you are consuming. Note: food labels do not distinguish between natural and added sugar. It is the added sugar that needs to be limited.



## Be Healthy! Choose Healthy Drinks



You wouldn't eat 22 packs of sugar, why would you drink them?

Drink unsweetened tap, bottled, or sparkling water, unsweetened low-fat milk or tea, or 100% fruit juice in limited amounts.\*

\*Depending on age, children can drink ½ to 1 cup, and adults up to 1 cup of 100% fruit juice.




Flavor plain or sparkling water by adding slices of lemon, lime, cucumber, oranges, strawberries, watermelon or even peaches!

Carry a water bottle with you and refill it throughout the day.





Use the code!



# HARVEST OF THE MONTH

# APPLES

## Did you know...

- The average American eats about pounds of fresh apples each year.
- There are about varieties of apples grown in the United States.
- Johnny Appleseed spent years planting apple seeds in the American wilderness.

## To peel or not to peel?




Apples are best eaten with the peel, because that is where most of the **fiber** and **antioxidants** are found.

The **fiber** from apple peels (sometimes called **roughage**) helps keep your digestive system healthy. And **antioxidants** help your body fight off illness and disease.

## APPLE DIPPING STICKS

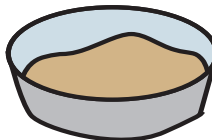
Here's a healthy snack you can make with a parent.



Wash apples. You can use red or green apples.



Slice apples into thin sticks. Don't remove the peel.



Use peanut butter, yogurt or hummus as your dip.



For variety, mix the apple sticks with sticks of your favorite cheese.

Play

## GRAB THE APPLE

## STUFF YOU'LL NEED:

- One "apple" (a foam ball or bean bag) for each pair of players
- Whistle or music
- Small box for each pair of players

## SET UP:

- Pairs of students sit cross-legged on the floor facing each other, with their hands on their knees.
- Place a box, with an "apple" on top, between each pair of players.

## TO PLAY:

- Get the game started by blowing a whistle or starting some music.
- At that moment, players try to grab the "apple" before their partner.
- Place the "apple" back on the box and start again.
- The first player to grab the "apple" 10 times wins.

## CRUNCH TIME:

- After the game, everyone should enjoy a snack of REAL apples!



Photo courtesy of NASA

# ROCKET SCIENTISTS!

## Rockets Big and Small

Whether it's a small model rocket or a giant rocket to Mars, the science behind how rockets work is the same.

A rocket needs a **propellant**—fuel to push it up into the air. NASA rockets use fuels such as liquid hydrogen. But to launch a soda bottle rocket, air pressure does the trick!


**Standards Link:** Physical Science: Students know when force is applied to an object, it will speed up or change direction.



Photo courtesy El Verano Elementary School, Sonoma, Calif.

## How to Make a Bottle Rocket

### STUFF YOU'LL NEED:



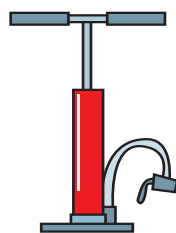
A clean, empty  
2 liter soda  
bottle



Inflation  
needle




A cork or  
stopper that  
fits the bottle



A bicycle  
pump




Toothpick




A bucket



**1.** Use the toothpick to make a small hole in the cork, just large enough for the inflation needle to fit through.



**2.** Fill about 1/3 of the bottle with water. Insert the cork firmly into the mouth of the bottle.



**3.** Insert the inflation needle through the cork. Place bottle in bucket facing away from you.



**4.** Start pumping air rapidly into the bottle. Countdown to lift off has begun!



**5.** The air wants to escape from the bottle and it pushes the water against the stopper. The rocket will take off when the stopper can no longer withstand the pressure in the bottle. The force of the water powers the rocket into the air.

**Standards Link:** Science Inquiry: Conduct simple experiments.



*This page is to start you talking! Read each section and then discuss the questions.*

# Talk About Teasing

Why do kids tease? Some teasing starts out to be fun, but then it goes too far and turns negative and hurtful. Some kids tease because they feel bad about themselves, or they are sad or scared. Some kids tease to go along with the crowd. They think teasing other children will make them look cool.

Lydia is teasing Julie about her messy hair. Circle what Julie is thinking. Why did you choose the thought you selected?

It's okay. Lydia's only kidding.

I'm going to tease her back the next time **she** has a bad hair day!

This really hurts my feelings.



**Funny is not the same for everyone.** One person may think getting teased about their hair is funny. Another person might find getting teased about their hair painful.

**TALK ABOUT IT!**

**When and why have you teased someone in the past?**

**Standards Link:** Health: Students know strategies for solving interpersonal conflicts without harming self or others.

**TALK ABOUT IT!**

**When is teasing fun and when is it painful?**

Look at the examples of teasing below. Cross out the examples that you think are hurtful. Circle the ones you think are funny. Not everyone will circle and cross out the same pictures. Why is that?

So, how's it going, Four Eyes?



Nice work, Professor Einstein!



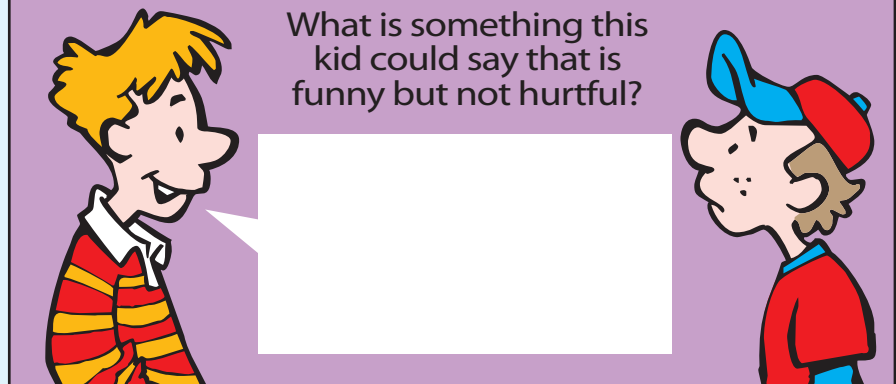
Good catch today, Freckle Face!



How's the weather down there, Shorty?



What is something this kid could say that is funny but not hurtful?



## SCRAMBLED SCHOOL SUPPLIES

Mrs. Kelsey's students were each given this supply list.

- ☐ 1 box of crayons
- ☐ 2 notebooks
- ☐ 2 glue sticks
- ☐ 3 pencils
- ☐ 1 eraser
- ☐ 1 ruler
- ☐ 1 red pen
- ☐ 1 blue pen

Some of these students have extra items, but each student is missing one or more of the items. List the missing items.

**Connor:**


**Jayden:**

**Hannah:**

**Olivia:**

**Logan:**


**Sophia:**



Standards Link: Reading Comprehension: Follow written directions.



## Antonym Antics

An **antonym** is a word that means the opposite of another word. **Light** is the antonym of **dark**. Help these ants gather antonyms by drawing a line from each word to its opposite.




Standards Link: Vocabulary Development: Identify antonyms.

Use the code to solve this riddle:  
Why didn't the tree want to play checkers?



How can you prove that **HEAT** travels faster than **COLD**?

Circle every third letter. Then write the circled letters on these spaces to reveal the punchline to this riddle.



GEBTYEHKCDWAS  
ZUKLSSQEPTIWRTKFI  
HTSLPSACOMTEKBAC  
WSLTJSTVWOMBBCP  
QADFTHJCMNHGBA  
RTCKROVQLBCD



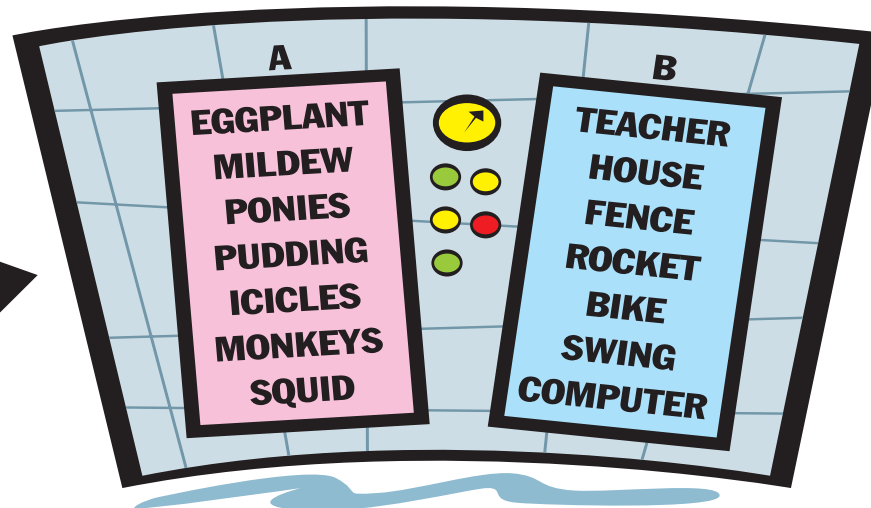
### Tips to handle teasing:

1. Ignore the teaser or walk away and go somewhere else to play. Some people tease to get attention and if they don't get it, they will stop.
2. Tell the person teasing you that you would like them to stop. Say things like, "When you say that, it hurts my feelings, and I want you to stop." or, "Please stop teasing me now."
3. Make a joke or say something bizarre like, "Hey! There is spaghetti falling off the tree!"
4. If none of the above works, seek help from a trusted teacher, parent or other adult.

**TALK ABOUT IT!**

What are some good ways to deal with being teased?

Hey, look! Is that **A** on that **B**?



**Standards Link:** Health: Understand how to respond to the behavior of others and how your behavior may evoke responses in others.

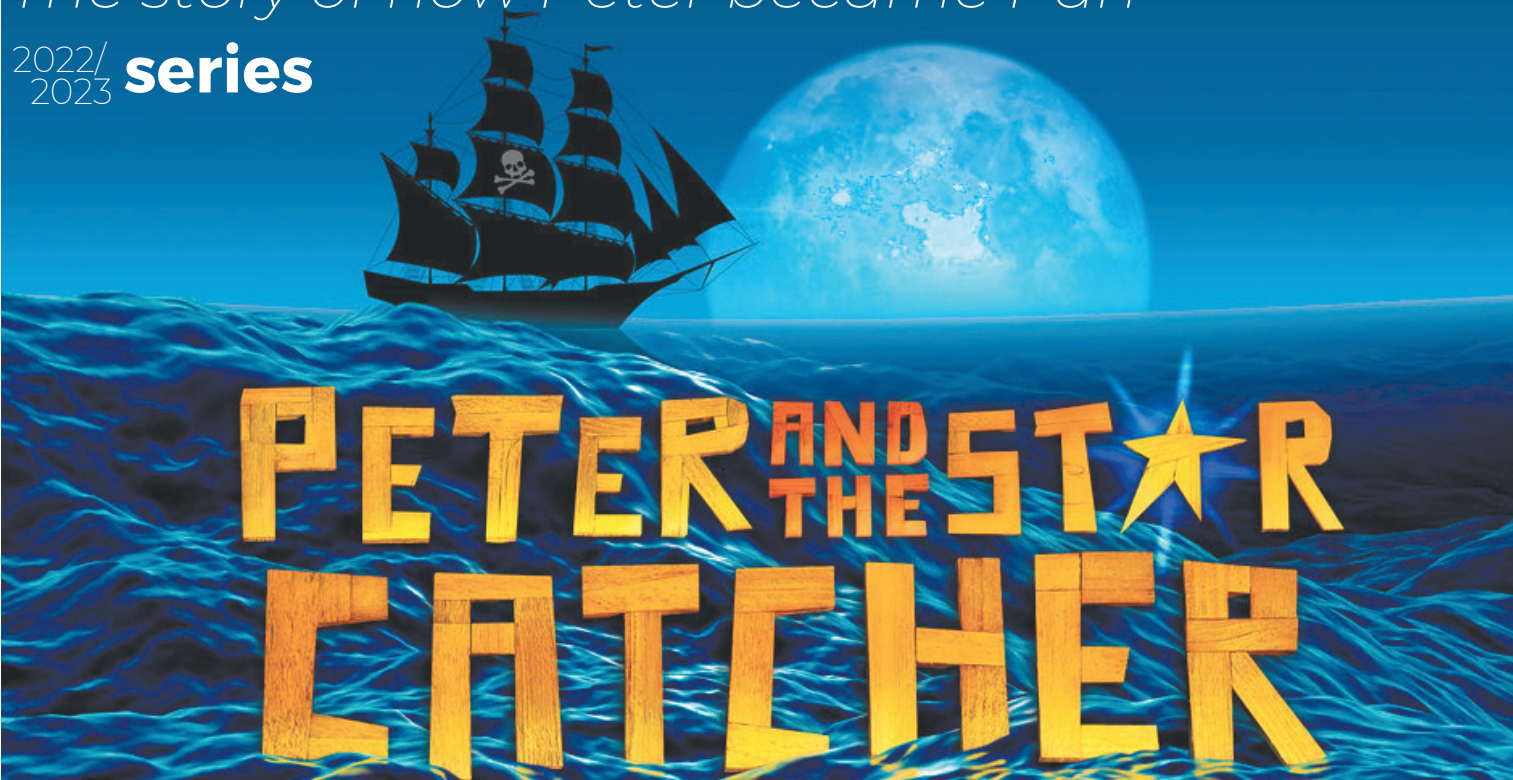
Coming up with something bizarre to say might be hard at first. Think of some wild things to say and practice them at home using this Silly Sentence Generator. Try it with this sentence in several combinations, or make another.

**TALK ABOUT IT!**

What do you think kids should do if they are embarrassed or hurt by teasing?

The story of how Peter became Pan

2022/  
2023 **series**



Center Stage Theater, WSCC Scottville Campus

**4-Nights**  
**7:30p.m.**

Nov. 10-13, 2022

**2-Matinees**  
**2:00p.m.**

Nov. 12 & 13, 2022

Performing  
Arts  
WSCC

# COYOTES

Coyotes live all over the United States, but most of them live in the western states.

Coyotes are very much like dogs. The puppies play with each other and wrestle like puppies. But when they're fully grown, coyotes can be a big problem for ranchers.



## The Legendary Coyote

Coyote plays a central role in Native American legends. Sometimes, he appears as a **trickster**—someone who plays jokes and tricks in order to get what he needs. Sometimes, he appears as a **creator**.

There once was a time when humans did not have fire to keep them warm. The only beings in the world that knew how to make fire were the Fire Beings.

Read this Karok legend. Do you think the coyote character in the legend is a trickster, a creator or both?

changed, Coyote grabbed the fire and ran. One of the Fire Beings chased after Coyote, but as we all know, coyotes are very fast. The Fire Being grabbed only the tip of Coyote's tail, burning the fur. That is why coyotes have black tips on their tails.

There was a terrible tussle, but eventually Coyote threw the fire to Wood, who swallowed it and would not give it up to the Fire Beings again.

Coyote knew how to get the fire out of Wood, though—by simply rubbing two dry sticks together! And this, it is said, is how the Karok people learned how to create fire.

Coyote, being the cleverest and slyest of all the Karok, decided to spy on the Fire Beings and learn how to make fire.

The Fire Beings guarded the secret of fire very carefully. But when the Fire Beings' watch

**Standards Link:** Reading Comprehension: Use reading skills and strategies to understand a variety of literary passages and texts.

0 =	■
1 =	▲
2 =	■
3 =	■
4 =	■
5 =	▲
6 =	●
7 =	▲
8 =	■
9 =	▲

## Coyote Code

Discover some amazing coyote facts using the code at left.

They can jump over  $\triangle \square$  feet. That's higher than a basketball hoop, which is  $\triangle \square$  feet above the ground.


A coyote litter can have  $\square$  to  $\square$  pups.

Their average life span in the wild is  $\triangle \square$  years.

Coyotes can run over  $\square \square$  miles per hour.

Coyotes can make  $\triangle \triangle$  different sounds.

**Standards Link:** Life Science: Students know that living organisms have distinct structures and body systems that serve specific functions in growth, survival and reproduction.

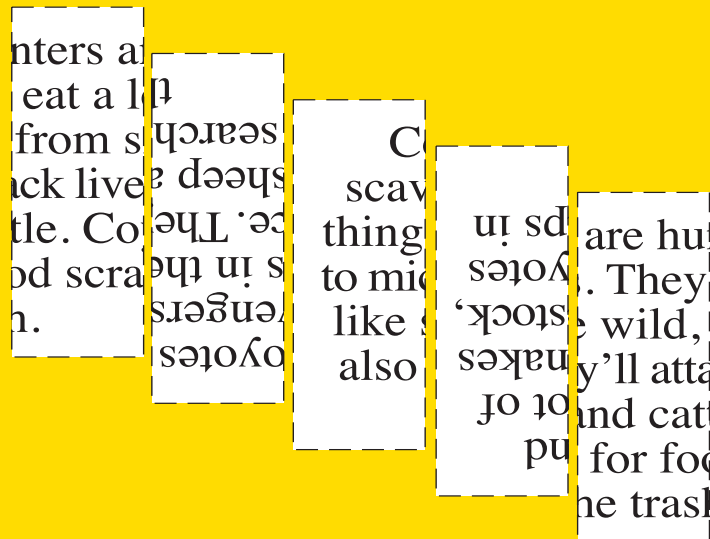


Number these pictures in order based on what you read in the Karok legend.



## Kid Scoop® Puzzler

What do coyotes eat? Cut out the boxes and arrange them to reveal the answer.



**Standards Link:** Life Science: Know that animals require food and different animals have different eating patterns.



## Double Double Word Search

SPY  
FIRE  
LITTER  
SPAN  
CAR  
CENTRAL  
LEGEND  
WILD  
BEINGS  
HOOP  
WRESTLE  
PLAYS  
GET  
DOGS

Find the words by looking up, down, backwards, forwards, sideways and diagonally.

T	E	G	L	E	G	E	N	D	S
E	R	I	F	I	S	Y	A	L	P
L	J	C	A	R	T	S	G	O	D
T	S	F	E	Z	A	T	C	H	S
S	P	Y	D	N	G	J	E	Q	G
E	O	L	M	P	T	E	X	R	N
R	I	R	K	O	U	R	L	B	I
W	V	P	L	O	R	B	A	N	E
N	A	P	S	H	V	I	V	L	B

**Standards Link:** Letter sequencing. Recognize identical words. Skim and scan reading. Recall spelling patterns.

**when you read**  
anything is possible

Ask About Our  
Teacher Discount



108 S. Rath Ave.  
Ludington  
231-845-9868



Special Orders  
Welcome

**Book Mark**



**Book Store &  
Coffee Shop**

201 S. Rath Ave.  
Downtown Ludington  
231-843-2537

SHOP ON LINE AT  
bookmarkludington.com

**G2S. Personalized Learning.**

**Gateway to Success  
Academy**

526 N. Scottville Road,  
Scottville, MI 49454  
Phone: (231) 845-0922  
Fax: (517) 258-8162  
office@g2sacademy.net  
Facebook.com/G2SACademy  
www.g2sacademy.net



Every Learner. Every Path. Every Future.

We're proud to partner with area school districts in Lake, Mason, and Oceana Counties.

**Cardinal PROUD**  
**Cardinal BEST**  
**Mason County Eastern**

Where Tradition Meets Academic Excellence

18 S. Main Custer 231-757-3733



# Fairy Tales

## Find Sleeping Beauty

Sleeping Beauty is one of the fairy tales Perrault wrote down. Help the Prince find Sleeping Beauty. At the end of the maze, the letters along the correct path spell the title of another fairy tale Perrault wrote down.

**O**nce upon a time... in the country of France, in the year 1628, a boy named Charles Perrault was born.



**A**s a child, Charles liked to \_\_\_\_\_ to the stories told by his elders. They told him stories they had heard as \_\_\_\_\_. These stories were well known and well loved by generations of French people, but they had never been \_\_\_\_\_ down.

Replace the missing words.

SLEPT

WRITTEN

CHILDREN

TOLD

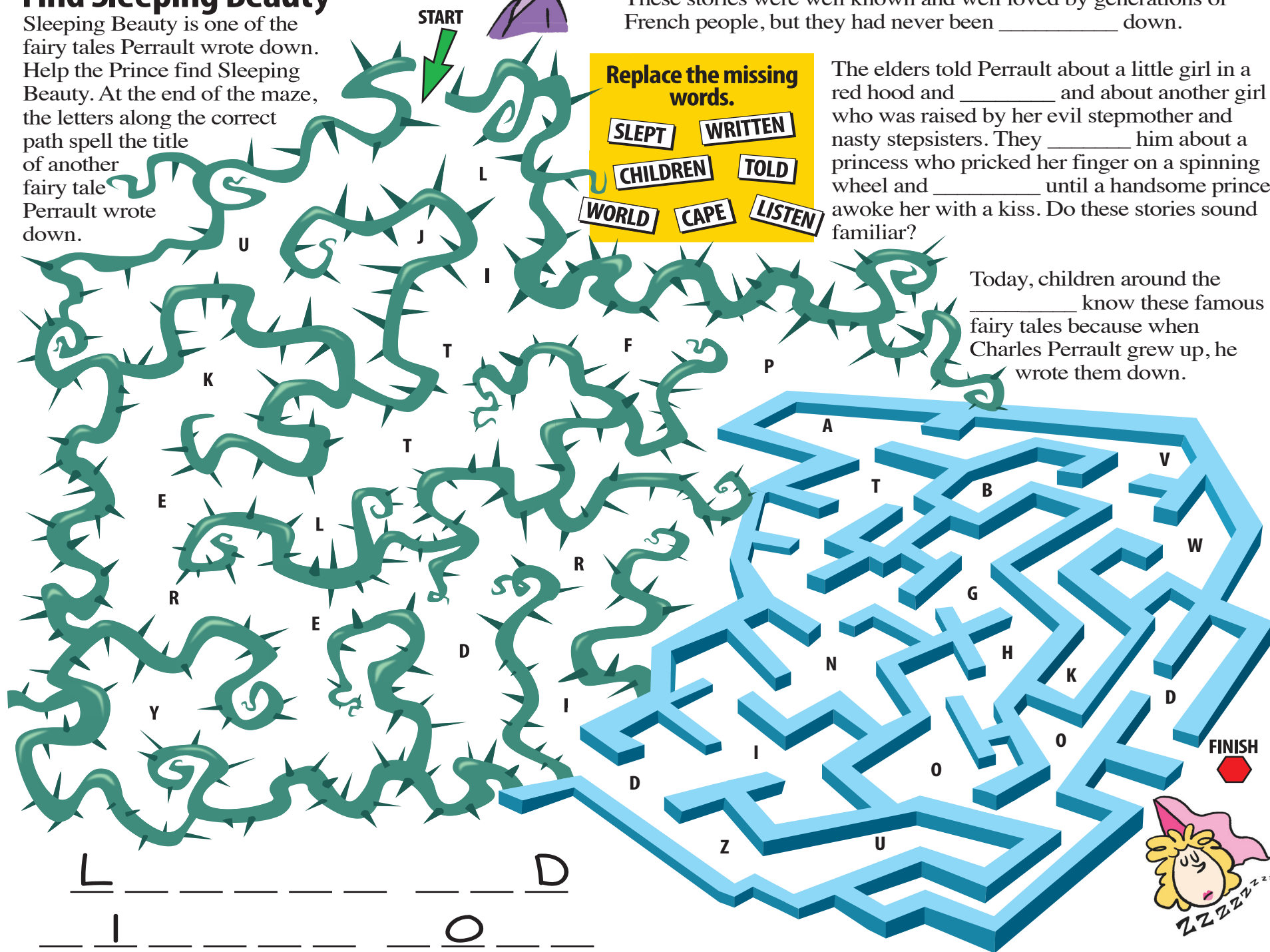
WORLD

CAPE


LISTEN

The elders told Perrault about a little girl in a red hood and \_\_\_\_\_ and about another girl who was raised by her evil stepmother and nasty stepsisters. They \_\_\_\_\_ him about a princess who pricked her finger on a spinning wheel and \_\_\_\_\_ until a handsome prince awoke her with a kiss. Do these stories sound familiar?

Today, children around the \_\_\_\_\_ know these famous fairy tales because when Charles Perrault grew up, he wrote them down.



# Summer Cents



An old-fashioned lemonade stand makes cents in busy, modern times! Few people take the time to squeeze fresh lemonade. Follow our “recipe” for success and start a lemonade stand of your own!



Kevin and Melanie have everything they need for their lemonade stand—except customers. Draw some customers purchasing lemonade to complete this picture.

## STEP 1: The Business Plan

You will need to invest a little cash to get started. Visit or call a local store to find out what the things you need cost. Add up your costs to determine your price and profit. Here is what the math looks like:

### EXPENSES:

12 lemons cost .....	\$1.20
1 3/4 cups of sugar cost .....	.20
20 paper cups cost .....	.60
Total cost for 20 cups of lemonade:	\$2.00

### INCOME:

20 cups of lemonade at 50¢ each ...	\$10.00
-------------------------------------	---------

### PROFIT:


(The money you make after covering your expenses) .....	\$8.00
---	--------

On a hot day, in the right spot, you might sell 100 cups of lemonade! How much money would you earn?



## STEP 2: Make a Big Sign

Make a big, bold sign to attract people to your stand. If it is OK with your neighbors, put up several colorful signs to direct people to your stand.



## STEP 3: Punch Up Profits

Offer your lemonade in cups made out of oranges. To make one, cut the top off of an orange and scoop out the insides with a spoon. Pour in the lemonade and serve with a straw. Give your lemonade-in-an-orange a snazzy name, like **CITRUS TREAT**, and charge more!



**Remember!** Add the cost of an orange and a straw to your expenses to determine the price of your “Citrus Treat.”

**Standards Link:** Math/Number Sense: Students solve problems by adding, subtracting and multiplying amounts of money.



★ SEPTEMBER 13 IS UNCLE SAM DAY ★

# UNCLE SAM

You may have seen pictures of Uncle Sam and heard his name. Did you know he is based on a real person? Read the story, then number the pictures on this page in the correct order.

When Samuel Wilson was 14, the American colonies declared their independence from British rule. Samuel ran away to join the revolutionary army. But he was too young to fight, so he took care of the cattle that were the meat supply for the revolutionary army.

After the war, Samuel and his brother Ebenezer, moved to Troy, New York and started a meat business. They salted and packed meat into barrels so that the meat would keep on the pioneers' long journey traveling west.



This 1917 poster is the most famous image of Uncle Sam.

In 1812, a second war broke out with England. The army stationed six thousand troops in Fort Crailo, just a few miles from Troy. Those 6,000 men had to eat.




A man named Elbert Anderson ordered meat from the Wilson brothers for the army. Samuel checked each meat shipment very carefully to be sure it was good. Once a shipment met with his approval, he stamped EA-US on it. EA stood for Elbert Anderson and US stood for United States.

One story says that a man working in the kitchen saw the EA-US label and asked what it meant. Someone joked that EA means 'eat away' and US are Uncle Sam's initials to show that he inspected the meat. The joke caught on and was repeated over and over by other soldiers.

When Elbert Anderson visited the fort, he saw the labels and asked what they meant, and a dockhand answered, "They stand for Uncle Sam. It's his meat that feeds the army."

## An American Symbol is Born


Newspapers wrote about this story. Cartoonists drew pictures of the Uncle Sam character wearing clothing with stars and stripes—like our flag! Before long, Uncle Sam became a symbol of the United States itself.




How many stars can you find on these pages in two minutes. Have a friend try. Who found the most?



Look carefully. Can you find each matching hat?



## Kid Scoop® Puzzler



The Statue of Liberty is a famous American symbol of freedom and hope. A gift from France, it has stood on a pedestal in New York Harbor since 1886. A poem written for the Statue by Emma Lazarus has a famous line that is quoted often. Fill in the missing vowels, then talk with your family about what this quote means.

“G\_ve m\_ y\_\_r t\_red,  
y\_\_r p\_\_r, y\_\_r  
h\_ddled m\_sses  
ye\_rning to br\_\_the  
fr\_\_.”

## Double Double Word Search

EMPLOYEES  
COLONIES  
INITIALS  
PIONEERS  
LEGEND  
SAMUEL  
WILSON  
SYMBOL  
CRAILO  
FEEDS  
MEAT  
ARMY  
AWAY  
WEST  
EAT

Find the words by looking up, down, backwards, forwards, sideways and diagonally.

R	S	E	E	Y	O	L	P	M	E
T	A	E	M	E	W	E	S	T	A
L	M	P	I	O	N	E	E	R	S
O	U	N	U	N	I	Y	M	R	A
L	E	O	D	N	E	G	E	L	L
I	L	S	O	C	A	L	E	S	T
A	S	L	A	I	T	I	N	I	E
R	O	I	S	Y	M	B	O	L	D
C	A	W	A	Y	S	D	E	E	F

**Standards Link:** Letter sequencing. Recognize identical words. Skim and scan reading. Recall spelling patterns.



# ACTIVITY CALENDAR

## SEPTEMBER 2022

SUNDAY	MONDAY	TUESDAY	WEDNESDAY	THURSDAY	FRIDAY	SATURDAY
<p>Tick the box on each day when you have completed 20 minutes of reading. Children who develop a love of reading will become better students and build a better future.</p> <p><input checked="" type="checkbox"/></p> <p>P G V R B D S L U J Z O A R T K</p> <p>How many red leaves can you find on this page? Unscramble the letters on them to spell this seasonal word:</p> <p>_____</p>				<p>1 <input type="checkbox"/></p> <p>Check out your home for safety problems—electrical outlets, tripping and choking hazards, fire safety and poisons.</p> <p><b>Child Injury Prevention Week</b></p>	<p>2 <input type="checkbox"/></p> <p><b>FITNESS FRIDAY</b></p> <p>Try jumping rope by yourself or with some friends. It takes some practice, but jumping rope is a great way to get exercise and it's a lot of fun, too!</p>	<p>3 <input type="checkbox"/></p> <p>Who doesn't like bubbles? Make a solution and go outside and blow bubbles today.</p>
<p>4 <input type="checkbox"/></p> <p>Mix 1/4 cup of honey with 1/4 cup of olive oil and work a small amount into your hair. Shampoo and rinse for a natural hair conditioner.</p> <p><b>National Honey Month</b></p>	<p>5 <input type="checkbox"/></p> <p>Sit down with your family and discuss careers and jobs you might like when you grow up.</p> <p><b>Labor Day</b></p>	<p>6 <input type="checkbox"/></p> <p>Do you have a library card? September is the perfect time to visit your local library, get your library card and check out a few books.</p>	<p>7 <input type="checkbox"/></p> <p>Autumn is on the way. Try to spot any changes, such as birds starting to fly south or leaves changing color.</p>	<p>8 <input type="checkbox"/></p> <p>Literacy means being able to read and write. Use part of this day to read to a younger child or help them write their letters.</p> <p><b>International Literacy Day</b></p>	<p>9 <input type="checkbox"/></p> <p><b>FITNESS FRIDAY</b></p> <p>Walk like a pup! Place both hands on the floor with your knees bent, but not touching the floor. Try walking, then try running. Woof!</p>	<p>10 <input type="checkbox"/></p> <p>The first TV dinner was invented on this day in 1954. Invent your own TV dinner but make sure it is nutritious and delicious.</p>
<p>11 <input type="checkbox"/></p> <p>Make a special card today for a grandparent or an elderly friend or neighbor.</p> <p><b>Grandparents Day</b></p>	<p>12 <input type="checkbox"/></p> <p>Look in the newspaper or your newspaper's website for things to do this weekend with your family. Are there any free events?</p>	<p>13 <input type="checkbox"/></p> <p>Think of 10 things in your life that are really good. Then think of something not-so-good that could be improved.</p> <p><b>Positive Thinking Day</b></p>	<p>14 <input type="checkbox"/></p> <p>With a partner, take turns saying a word and then searching for its synonym in a thesaurus or at <a href="https://www.thesaurus.com">thesaurus.com</a>.</p>	<p>15 <input type="checkbox"/></p> <p>Have you eaten at least one fruit or vegetable for each color of the rainbow today?</p>	<p>16 <input type="checkbox"/></p> <p><b>FITNESS FRIDAY</b></p> <p>Dribble a basketball from one end of the court to the other while running. Compete with a friend to see who can do this longest.</p>	<p>17 <input type="checkbox"/></p> <p><b>We the People</b></p> <p>Celebrate the signing of the Constitution by flying the flag and reciting the Preamble.</p> <p><b>Constitution Day</b></p>
<p>18 <input type="checkbox"/></p> <p>It's Family Movie Night! Pop some popcorn and enjoy a movie at home tonight.</p>	<p>19 <input type="checkbox"/></p> <p><b>Talk Like a Pirate Day</b></p> <p>Avast, matey! Swab the deck in your class!</p>	<p>20 <input type="checkbox"/></p> <p>Help clean up in the garden today and think about planting something now that will bloom next year.</p>	<p>21 <input type="checkbox"/></p> <p><b>THANKS!</b></p> <p>Say thank you today to a teacher or a parent who has helped you solve a problem.</p> <p><b>Gratitude Day</b></p>	<p>22 <input type="checkbox"/></p> <p>Why are elephants so wonderful? Tell an elephant joke, write an elephant poem or draw an elephant.</p> <p><b>Elephant Appreciation day</b></p>	<p>23 <input type="checkbox"/></p> <p><b>FITNESS FRIDAY</b></p> <p>Roll yourself up into a tight ball. Then slowly stand and stre-e-e-tch out your arms and legs as far as you can. Do this 10 times.</p>	<p>24 <input type="checkbox"/></p> <p>!!!</p> <p>With a friend, race through <i>Kid Scoop News</i> to see who can find the most exclamation marks.</p> <p><b>Punctuation Day</b></p>
<p>25 <input type="checkbox"/></p> <p>If you were born in September, your birthstone is a sapphire. Find out what you can about sapphires.</p>	<p>26 <input type="checkbox"/></p> <p>Visit an animal shelter and spend time with the dogs. Learn how to approach a dog gently or ask how you can volunteer at the shelter.</p>	<p>27 <input type="checkbox"/></p> <p>Good morning! September is <b>Better Breakfast Month</b>. Prepare a healthy breakfast. Include eggs, fruit and whole wheat toast.</p>	<p>28 <input type="checkbox"/></p> <p>Pick up a fallen leaf and look at it carefully. Make a careful drawing of your leaf showing its shape, edges, veins and special features.</p>	<p>29 <input type="checkbox"/></p> <p>Write a paragraph about one great thing that happened to you this month.</p>	<p>30 <input type="checkbox"/></p> <p><b>FITNESS FRIDAY</b></p> <p>Stand close to a friend and toss them a football. For each successful catch, both of you take one step backwards. How far apart will you go?</p>	<p>S H R S N Y T M</p>



We are wrapping up our 2022 Summer Reading Program and are so happy that many of you participated! We gave out prizes along the way for readers who completed their time tracking sheets, and will be awarding Teens and Adults in September with their prizes, too. Kids, bring in your sheet the first week of September to make it into the Grand Prize drawing! Many thanks to our sponsors from the community: Backstage Hobbies & Games, Culver's, Gordy's, House of Flavors, Jaycees Mini Golf, the Lighthouse Keepers Association, Little Caesar's, the Q Smokehouse, Red Rooster, Sandcastles Children's Museum, Sportsman's, Taco Bell.



**STEM** Science, Technology,  
Engineering, Mathematics

### Preschool Story Time

Wednesdays 10am Ludington

Fridays 10am Scottville

Join us for a STEM-based Story time the first week of each month

**Celebrate the  
First Day of the  
New School Year  
with MCDL!**

Tuesday, September 6  
at 4pm we'll have ice  
cream sand-  
wiches (and  
gluten/dairy-  
free popsicles)  
outside of both  
libraries.



### TEEN EVENTS □ 3:30pm in Ludington

Alternate Thursdays: Anime Club September 1, 15, & 29

Book Club September 8 & 22



### Family Bingo Night □ Thursday, September 8, 5-7pm

Drop in and play a round of Bingo with us! Miss Katie leads the action as we have some family fun, complete with prizes for the winners! We hope to make this a monthly event, so come if you can and let's start a new program for the winter!

All MCDL Programs are FREE. Children under 8 must be supervised.

Children are invited to come hang out at the **Ludington Library** on **Friday, September 30** (there's no school that day!) from **12-3** and enjoy some crafts, games, and fun with our staff members. Children under 8 must be supervised (babysitters are okay).

### Lego Block Party

Saturdays, 10am-12:30pm

Come and build with your friends! Thousands of Legos to choose from.



## Mason County District Library

217 E. Ludington Avenue, Ludington 231-843-8465

[www.MCDLibrary.org](http://www.MCDLibrary.org)

204 E. State Street, Scottville



## LEARNING TIP OF THE MONTH

# Back-to-School Tips

Easy ways to make it a successful year.

## How to Raise a Reader




Photo: pchd.com

### READ TOGETHER

Choose a book to read together. By reading it together, you have the opportunity to explain more complicated words and expand your child's reading vocabulary. Or just start a conversation around the topic.

### BOOKS EVERYWHERE

Put books everywhere! If there's a book on the coffee table, by the dining table, by the bed and in the bathroom, then you provide the temptation for your child to pick them up. Remember to include magazines and *Kid Scoop News*!

### BOOKS OF MOVIES

So many children's books are made into movies. Talk about this with your child. Make it a rule to always read the book when you see a movie and take the time to discuss the differences.

### LIBRARY CARDS

Your local library is a huge resource for children. From author visits and events to storytelling hours. Sign them up for a library card and show them all the different sections of the children's library.

### START YOUR OWN LIBRARY

Make a special place in your child's room for them to store their books. They will love collecting them and perhaps will start their own book lending club with their friends.

The long and lazy summer has come to an end and everything changes in your home. Here's some tips to help ease the transition:

The night before is the time to prepare backpacks complete with all supplies required and any paperwork that needs to go to school.

For some children, it helps to lay out the clothes they will wear the next day for school so you'll reduce indecision on the day.


A couple of weeks before the start of school is the time to start adjusting bedtimes to allow for that early start.

Meet the teacher. Introduce yourself and your child and make sure you know the back-to-school night date and time.

Together with your child, designate a place where they will be able to do homework. Make it a comfortable space for them but as distraction-free as possible.

Make sure you have all the requested school supplies before school starts.

**Be positive.** Starting school may or may not be easy for your child but your attitude will make a huge difference. As soon as you can, adopt a routine for school days that works for everyone. Have a great school year!



## EDITOR'S PICK by Vicki Whiting, *Kid Scoop News*

# Movies are Magic: The Director's Cut

By Jennifer Churchill

Do you love classic films? This book will let you share this love with your children.

You can find out how to watch this series at [thefilmdetective.com](http://thefilmdetective.com).

A love of classic films inspired author Jennifer Churchill to write a book introducing the movies of the past to children. She and her 8-year-old son, Weston, are also the hosts of the weekly "Film Detective" streaming series that introduces kid-friendly classic movies from the silent era to the 1950s and 60s.



From vaudeville and Eadweard Muybridge's horses to the invention of sound and color, Jennifer and Weston will turn your kids into classic movie fans.

Family-fun activities and discussion questions are included.

*Vicki*

