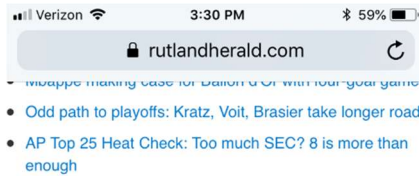


Rutland Herald Mobile e-Paper User Guide

The Rutland Herald e-Paper is available on your mobile phone or tablet. This guide will walk you through finding the e-Paper, it's basic functions on your tablet or phone, and how to add it as a bookmark or button on your device, for easy access.

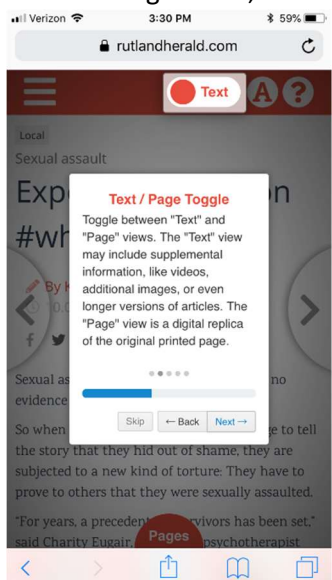
1. First, find the e-Paper on the home page of the Herald.



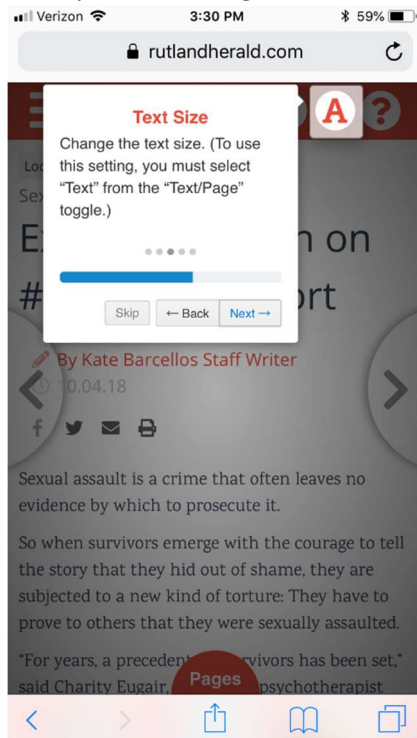
LATEST E-PAPER



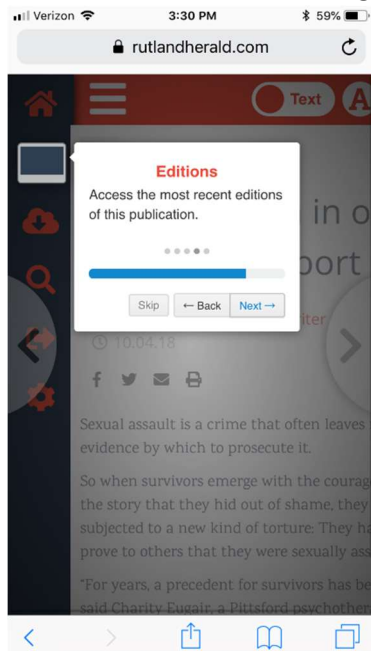
2. The first time you do this, you'll see the in-place guide, showing you how to toggle between the Text and Page views;



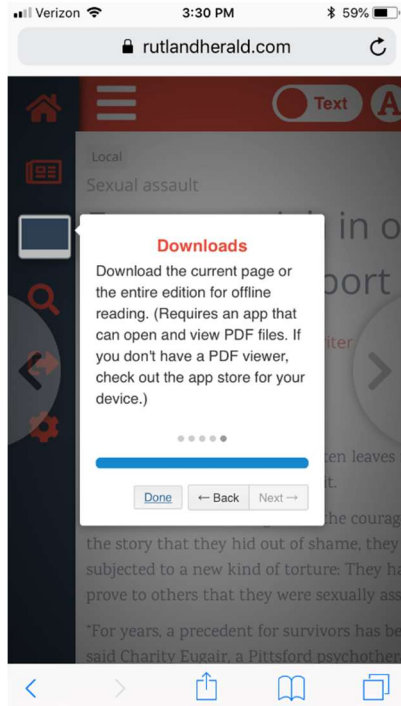
- Then you'll see the guide on how to adjust the text size;



- Look for an older edition using the button on the left rail;



- And download the edition for later using the Downloads button.

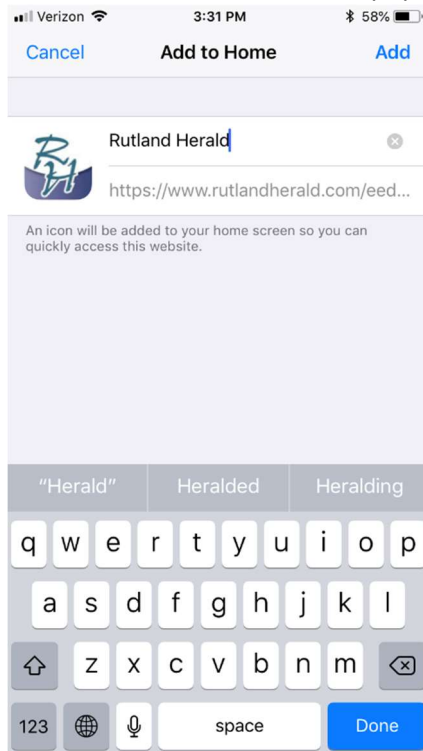


- To add the ePaper as a button on your home screen in iOS, click on the box with arrow at the bottom of the screen to pull up the options menu. Click on the “Add to Home Screen” button at the bottom.



RUTLAND HERALD

7. Edit the name of the icon that pops up. A short two words, like “Rutland Herald” works best.



8. The button will show on your screen like an app button. Hit it to go directly to the most recent ePaper on your phone or tablet.

