


Racial disparity in the Quad-Cities by the numbers

In every meaningful way, white Quad-Citians fare better than Blacks – income, academics, poverty and resulting quality of life.

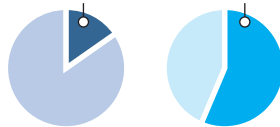
Living in poverty

White: **10.1%** Black: **32.9%**



Preschoolers in poverty

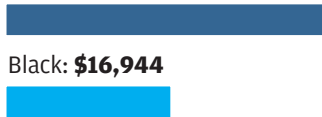
White: **15.3%** Black: **56.6%**



Average income


White: **\$32,734**

Black: **\$16,944**




Home ownership

White: **73%** Black: **32.7%**



Completed high school

White: **93.5%** Black: **78.4%**



Lee Enterprises graphic