




New Jersey Casino Control Commission



ANNUAL REPORT

2018

THE 2018 ANNUAL REPORT OF THE NEW JERSEY CASINO CONTROL COMMISSION



State of New Jersey
Governor Phil Murphy

Front Cover (clockwise from top):

Resorts Casino Hotel 40th Anniversary celebration, May 25, 2018.

Boardwalk Hall, dedicated as "Jim Whelan Boardwalk Hall" on January 16, 2018. P.L. 2017,c.319.

Tropicana Atlantic City acquired by Eldorado Resorts, Inc. and granted Interim Casino Authorization by the Commission on September 12, 2018.

Stockton University Atlantic City, opened for classes on September 5, 2018.

Atlantic City's first slot machine, Resorts Casino Hotel.

CASINO CONTROL COMMISSION ~ 2018



Seated:

Chairman James T. Plousis

Standing from left:

Vice Chair Sharon Anne Harrington, Commissioner Alisa Cooper

Photo taken at the Noyes Arts Garage of Stockton University, 2200 Fairmount Avenue, Atlantic City. See page 40.

OVERVIEW

OUR VISION

Build on our reputation as a leader in gaming regulation in an environment of efficiency, and be a key partner and catalyst in promoting the general welfare, health, and prosperity of Atlantic City, the Greater Atlantic City Region, and the State of New Jersey.

OUR MISSION

The Casino Control Commission promotes public confidence and trust in the credibility and integrity of the gaming industry as an independent licensing authority.

The Commission openly fosters partnerships and collaborates with all stakeholders while upholding objective and ethical standards with professionalism and integrity.

OUR VALUES

*Customer Service
Knowledge
Integrity
Resolve
Efficiency
Sustainability*

MAJOR EVENTS OF 2018



Commission hosted Atlantic City's first "Bet on a Vet" job fair.

See page 16

Resorts Casino Hotel celebrated 40 years of gaming.

See pages 22 and 37



New Jersey's first legal and regulated sports bet was placed by Governor Murphy.

See page 27

Hard Rock Hotel and Casino and Ocean Resort Casino opened to the public.

See pages 12, 35 and 36



CONTENTS

06

Chairman's
Message

08

Commission
Members

10

Operational
Highlights

16

Partnerships &
Collaborations

18

Organizational
Information

21

Improvement &
Recognition

22

40 Years of
Gaming

23

Internet Gaming

27

Sports Wagering

30

Atlantic City
Casinos

39

Spotlight on
Atlantic City

41

Revenues,
Expenses, and
Disbursements



CHAIRMAN'S MESSAGE

Over forty years ago, New Jersey became the second state to offer legalized casino gaming. It was a different era and casinos were unique. They were limited to Atlantic City in order to bolster its resort, tourist and convention industry—which was recognized as a critically important and valuable asset in the continued viability and economic strength of the tourist, convention and resort industry of the State of New Jersey.

Today, casinos are among the largest economic engines in the state. They continue to make a significant contribution to the revitalization of Atlantic City as a world-class destination resort. New Jersey's healthy casino industry continues to provide economic growth, create jobs, and contribute vital tax revenues.

Atlantic City sustained its recent positive results in 2018. Gaming revenue was over \$2.8 billion, marking three straight years of growth. The casinos paid over \$231 million in gaming taxes to benefit New Jersey's programs for the aged and disabled—an increase of 9.6 percent.

On June 27, two casinos—Hard Rock and Ocean Resort—opened on the Boardwalk in Atlantic City. These properties, along with the seven already in operation, collectively spent over \$568 million adding amenities and improving their facilities in 2018. Those investments have stimulated visitation. There were double-digit increases in tourism indicators including the regional sales tax and luxury tax. Occupied hotel room nights were up and retail spending increased greatly. A casino executive in Atlantic City recently said the current trends are a “promising sign of Atlantic City's continued growth.”

“Gaming revenue was over \$2.8 billion, marking three straight years of growth.”

Internet gaming also continued to grow, bolstered by June's introduction of sports wagering and the crossover appeal it brings. In 2018, Internet gaming win grew 21.6 percent to almost \$300 million. Cumulative Internet gross revenue over six years has passed the billion dollar mark and cumulative taxes exceed \$153 million. Sports wagering also generated much excitement in Atlantic City, where sizable investments were made to create first class sports book lounges. These facilities have added an exciting new dimension to the resort experience, providing yet another reason for gaming and leisure customers to visit and stay.

Beyond the successes of the gaming industry, some really great things are happening in Atlantic City. A brand new and amazing ocean front campus of Stockton University opened this year. South Jersey Industries has moved into its new corporate headquarters and a small-business-focused renewal called the Orange Loop continues to take shape. New market rate housing is being added. These and other projects are creating a lot of positive vibes that are improving the experiences of visitors and residents alike.



“... public confidence is built ... through fulfilling the promises of shared prosperity.”

In the first year of his term, Governor Phil Murphy commissioned Lieutenant Governor Sheila Oliver to spearhead the state’s efforts in Atlantic City. With significant participation from social leaders, a thorough plan was developed under the leadership of Special Counsel Jim Johnson. Entitled *“Atlantic City: Building A Foundation For A Shared Prosperity,”* the plan provides a framework for sustainable progress. It is being implemented very collaboratively and aggressively through the efforts of the Atlantic City Executive Council and Atlantic City Coordinating Council.

The Commission is committed to actively supporting this plan and working with other stakeholders to move Atlantic City forward. We have made strides helping provide the underserved with access to job opportunities, which is a critical step in breaking the cycle of poverty. In partnership with the American Legion, we hosted the well-received “Bet on a Vet” casino career fair to connect unemployed veterans with opportunities at every casino. We have also been assisting the Department of Corrections, the State Parole Board, and the New Jersey Judiciary with their shared goal to increase employer awareness of the many advantages of employing rehabilitated, trained and skilled workers who have successfully exited the criminal justice system.

“Cumulative Internet gross revenue over six years has passed the billion dollar mark and cumulative taxes exceed \$153 million.”

In this time of change, the Commission’s mission—to promote public confidence and trust in the credibility and integrity of the gaming industry—remains critical and unchanged. Under my chairmanship, the Commission acknowledges that public confidence is built not only through demonstrated integrity, but also through fulfilling the promises of shared prosperity. For this reason, the Commission is recommitted to its vision to “be a key partner and catalyst in promoting the general welfare, health, and prosperity of Atlantic City, the Greater Atlantic City Region, and the State of New Jersey.”

Very truly yours,

James T. Plousis
Chairman


COMMISSION MEMBERS

James T. Plousis is a veteran public service and law enforcement professional well known for his leadership skills. He was sworn in as the eighth chairman of the Commission on December 26, 2017. He has reinvigorated the Commission's vision as a "key partner and catalyst in promoting the general welfare, health and prosperity of New Jersey", and has continued his strong track record of identifying and implementing efficiencies.

Plousis presided over licensing hearings for both the Hard Rock Hotel and Casino and Ocean Resort during his first year as chairman. He is committed to the state's efforts to revitalize Atlantic City. He expanded the Commission's participation in the community, helping to increase awareness of the many non-profit groups working to improve Atlantic City.

As an ex-officio member of the Casino Reinvestment Development Authority, he took initiative to promote cooperation in the regional tourism industry through outreach to the business community. He worked with veterans groups to develop opportunities that link unemployed veterans with job opportunities in the casino industry. He also assisted the Department of Corrections, the State Parole Board, and the New Jersey Judiciary with their shared goal to increase employer awareness of the many advantages of employing rehabilitated, trained and skilled workers who have successfully exited the criminal justice system.

His vast experience includes serving as the chairman for the State Parole Board, as United States Marshal for New Jersey, and



James T. Plousis
Chairman

as sheriff of Cape May County for six terms. He coordinated two of the largest Fugitive Safe Surrender Programs in the nation and managed security for the Fort Dix Five Terrorist Trial in Camden. The suspects were all convicted of plotting an armed attack at the military base. He was the U.S. Marshals' Service Liaison for New Orleans during Hurricane Katrina. As liaison, he assisted with jail evacuations and provided key law enforcement support.

As chairman of the State Parole Board, Plousis partnered with government, non-profit and private agencies to connect ex-prisoners with vocational, mental health and other key services. He also spearheaded efforts to address the needs of veterans in the criminal justice system.

Plousis serves on the Advisory Board of the Lloyd D. Levenson Institute of Gaming, Hospitality and Tourism at Stockton University. He is an active volunteer for several organizations, including Hand to Hand for Haiti. He is a graduate of Slippery Rock University and Rutgers University's Public Manager Program. He lives in Ocean City and has two adult children.

COMMISSION MEMBERS



Vice Chair

Sharon Anne Harrington became a Commissioner in July 2009. She was reappointed in June 2013.

Harrington has served as Vice Chair an unprecedented seven terms. During her tenure, the industry has been challenged with competition and economic turmoil, and has evolved from gaming-centric into a

diversified entertainment destination.

Previously, Harrington served as Chair and Chief Administrator of the New Jersey Motor Vehicle Commission. Under her leadership, services were modernized and streamlined and it was regarded as one of the most successful agencies in the state. She was Vice Chair of the Region 1 Board of Directors of the American Association of Motor Vehicle Administrators and sat on the International Board.

Harrington has served as State Director for two U.S. Senators. Private sector experience included Managing Partner of Public Strategies Impact, a Government Relations/Public Affairs firm. Under four governors, she served as Chair of the New Jersey State Council on the Arts, working with policy leaders to advance support for the arts and cultural initiatives. She has served as a Commissioner of the State Ethics Commission, Urban Enterprise Zone Authority, and New Jersey Cemetery Board.

Currently, she serves as Chair of Art Pride New Jersey, the state's largest arts service organization. Harrington is also an active member of the Atlantic City Arts Foundation Advisory Committee. Previous community and philanthropic service includes, The Kennedy Center President's Advisory Council on the Arts, Atlantic City Special Improvement District Advisory Committee, New Jersey Symphony Orchestra, New Jersey Shakespeare Festival, Passage Theatre, New Jersey Performing Arts Center, Women of Irish Heritage of the Jersey Shore, as well as The New Jersey Cultural Trust.

Harrington is a graduate of Glassboro State College, now Rowan University, where she served on the Alumni Board and is currently a member of the President's Forum. She is married to George Sullivan. They reside in Bradley Beach.



Commissioner

Alisa Cooper was appointed Commissioner in August 2012. In 2014, she was reappointed to a five year term.

Cooper joined the Commission during a very challenging time for gaming in Atlantic City. As a Commissioner and with her extensive background and knowledge of the area, she has been

involved in major decisions, allowing the industry to adapt to a changing market, re-invent itself, and attract visitors for more than just gambling.

Born and raised in Atlantic City and an alumna of Atlantic City High School, Cooper earned a Bachelor of Science degree in Music Education from the University of Maryland. Upon graduation, she returned to Atlantic City where she had a successful career in the music and entertainment industry, owning "Alisa Cooper Orchestras" for several decades. Her lifelong passion for music also led to a long career as a music educator. In 2008, Cooper was appointed to the New Jersey State Council on the Arts, which enabled her to further promote music and the arts throughout the state.

In 2005, Cooper was elected to the Atlantic County Board of Chosen Freeholders and was re-elected in 2008. As an elected official, she served on various committees that positively impacted the lives of Atlantic County residents. Over her distinctive career as a professional musician, businesswoman, public official, and music educator, she has received numerous awards for her charitable activities. She has helped raise thousands of dollars for The Community Food Bank of South Jersey and the Atlantic County Animal Shelter. In 2014, Cooper was inducted into the "Atlantic County Women's Hall of Fame" for her commitment to public service and government.

Currently, she sits on the Board of the Community Foundation of South Jersey and is actively involved with a large number of community, philanthropic, and civic organizations.

Cooper lives in Linwood with her husband Doug Little and their son, David Cooper Little, a student at Delaware Law School-Widener University.

OPERATIONAL HIGHLIGHTS

Our Activities



Public Meetings

Public Engagements
Continuous Studies

Licensing Casinos

Economic and
Financial Matters

Licensing Casino Key Employees

Key Licensing
Interactions

Hearings and Appeals



The Casino Control Commission (Commission) is the panel charged with licensing New Jersey's casinos and its key employees. As a quasi-judicial panel, the Commission conducts hearings on contested casino key employee license matters as well as appeals from decisions of or penalties imposed by the Division of Gaming Enforcement (Division).

The Commission is comprised of up to three members, appointed by the Governor and confirmed by the State Senate. Commissioners serve staggered, five-year terms and can only be removed for cause. By law, no more than two commissioners can be of the same political party, a requirement that provides political balance on the panel.

The success and ongoing viability of the gaming industry remains inextricably linked to the public's confidence that the State of New Jersey will ensure that people in the industry possess good character, honesty and integrity. Stewardship over that public confidence is a principal responsibility of the Commission and its Chairman.

The Commission's regulatory efforts through the years have helped create an environment in which New Jersey's casinos can prosper and from which the citizens of New Jersey benefit. With proper regulatory controls, the industry serves as a catalyst to create economic benefits for Atlantic City, the Greater Atlantic City Region, and the entire State of New Jersey.

The Commission holds regular public meetings to consider and render decisions upon applications, based on investigations and recommendations of the Division. The Commission also holds conferences, and hearings when necessary, on contested casino key employee license matters.

Public Meetings



OPERATIONAL HIGHLIGHTS

The Commission ensures transparency in administering its duties and responds to requests for information, interviews, and speaking engagements. Highlights:

- Responded to requests for information and/or documents under the Freedom of Information Act and the Open Public Records Act (OPRA). In responding to OPRA requests, hundreds of records were reviewed.
- Participated in several speaking engagements such as the East Coast Gaming Congress.
- Responded to requests for information from the media and other gaming jurisdictions.
- Updated and maintained the Commission's website.
- Interacted with government officials and other stakeholders on a myriad of topics. Below, Commission Vice Chair Sharon Harrington appears before members of the Assembly Tourism, Gaming and Arts Committee regarding the introduction of Sports Wagering.



RESEARCHES, STUDIES, MONITORS, AND EVALUATES GAMING

(Section 72 of the Casino Control Act)

Carries on a continuous study of the operation and administration of gaming, including in other jurisdictions. The revenues, expenses and disbursements of casino licensees contained in this annual report is one product of that study.

Monitors pending legislative changes and related issues.

Identifies and analyzes economic trends and opportunities.

OUR VALUES

Knowledge

Provided various partners with charts regarding a myriad of information.

Evaluates the proliferation of gaming along with the most recent gambling trends and technologies in the operation of casinos.

Licensing Casinos

The Commission licenses New Jersey's casinos and Internet gaming affiliates of casinos. The Commission also rules on the qualification of persons and entities required to qualify in conjunction with a casino license. Applicants are required to establish, among other things, their financial stability, integrity, responsibility, business ability and experience necessary to establish and maintain a successful, efficient casino operation. Highlights:

AC Ocean Walk, LLC

Issued a Casino License to own and operate the Ocean Resort and Casino with multiple conditions.

Granted a number of management personnel plenary qualification in connection with AC Ocean Walk's casino licensure.

Considered a petition and approved on a temporary basis and prior to plenary qualification several individuals to assume the duties and exercise the powers of members of the Audit Committee.

Considered and approved the operating lease between ACOWRE, LLC and AC Ocean Walk, LLC and determined that ACOWRE, LLC, as landlord, is required to hold a casino service industry enterprise (CSIE) license.

Caesars Entertainment Corporation

Found appointees qualified to serve as members of the Board of Directors.

Golden Nugget Atlantic City, LLC

Found appointees qualified to serve as members of the Board of Directors, the Audit Committee, and the Compliance Committee.

HR Atlantic City, LLC and Boardwalk 1000, LLC

Issued Casino Licenses to own and operate the Hard Rock Hotel Casino Atlantic City.

MGM Resorts International

Authorized an appointee, prior to plenary qualification, to assume the duties and exercise the powers of an outside director of the Board of Directors.

Tropicana Atlantic City

Authorized an appointee, prior to plenary qualification, to assume the duties and exercise the powers of Senior Vice President of Internal Audit for Eldorado Resorts, Inc.

Considered the Petition of Eldorado Resorts, Inc. and related companies and found Tropicana Atlantic City Sub Corp., LLC eligible to hold and required to obtain a CSIE license to serve as landlord, and approved the terms of its Master Lease.

Considered and granted Interim Casino Authorization to Eldorado Resorts, Inc. to complete the purchase of Tropicana Entertainment, Inc. pending plenary licensure.

OPERATIONAL HIGHLIGHTS

Guided by its mission to promote **public confidence and trust in the credibility and integrity of the gaming industry**, the Commission analyzed and considered economic and financial aspects of matters within the scope of its statutory responsibilities. Highlights:

Gaming revenue including slot machine, table game, Internet and sports wagering.	Financial analysis related to opening of the Hard Rock and Ocean Resort casinos, and the ownership change of Tropicana Atlantic City in order to make decisions regarding licensure of the entities.	Information regarding the Casino Property Tax Stabilization Act of 2016 (PILOT) .	
Financial records filed with the Commission by applicants.	Market share, operating profit and expenses of the Atlantic City casinos.	Economic concentration in the casino industry.	Non-gaming and gaming revenues including third party business sales.

REVIEWS, AUDITS, CERTIFIES, CONFIRMS, AND MAINTAINS FORECASTS OF CASINO PARKING FEE REVENUE (Section 173.5 of the Casino Control Act)

Certified Parking Fee Revenue of **\$435.03 Million** (over 14 years)



\$3.27 Million Funded Programs to Benefit Aged and Disabled Residents of the State*

\$16.37 Million Remitted to the Casino Reinvestment Development Authority (CRDA) for the Benefit of Atlantic City*

Certified Parking Fee Revenue of **\$19.64 Million***



*Figures for FY 2018

Total casino industry parking spaces: **44,044**. For more detailed information on number of spaces and parking fee revenue, see pages 61 and 62.

Licensing Casino Key Employees

The Commission licenses persons involved in the operation of a casino in a supervisory capacity or empowered to make discretionary decisions on casino operations; persons empowered to make discretionary decisions on the management of an approved casino hotel and other persons the Commission designates as casino key employees. Highlights:

AC Ocean Walk, LLC

Issued temporary casino key employee licenses and permission to assume the duties, pending qualification, for several Senior Vice Presidents and Vice Presidents.

Caesars Entertainment Corporation

Granted resubmitted casino key employee license with a multi-casino endorsement and qualification for the Regional President, among other positions.

DGMB Casino, LLC and Resorts Digital Gaming, LLC

Granted resubmitted casino key employee license with a multi-casino endorsement and qualification for the President and Chief Operating Officer.

GNAC, LLC and Fertitta Entertainment, Inc.

Issued temporary casino key employee license and qualification for the Senior Vice President of Gaming.

HR Atlantic City, LLC and Boardwalk 1000, LLC

Issued temporary casino key employee licenses and permission to assume the duties, pending qualification, for several Senior Vice Presidents and Vice Presidents.

Issued temporary casino key license and temporary qualification for the President.

Marina District Development Company, LLC and MGM Resorts International Inc.

Issued temporary casino key employee license for the Vice President of IT Operations.


Issued plenary casino key employee license and qualification for the President and Chief Operating Officer.

Tropicana Atlantic City Corp, and Tropicana Entertainment, Inc.

Issued temporary casino key employee license and qualification for the Vice President of Internet and Online Marketing.

OPERATIONAL HIGHLIGHTS

ACCEPTS, REVIEWS, RESPONDS, MAINTAINS, AND MONITORS CASINO KEY LICENSEE INFORMATION AND REVENUE

Approved Requests to Inactivate Key Licenses 124	Initial Keys Intake 291  Issued 77	Approved Requests for Withdrawal of Key License Applications 15
Lapsed Key Licenses 357		Produced Reports and Handled Inquiries 1,781
Temporary Key Licenses Issued 253	OUR VALUES <i>Integrity</i> KEY LICENSEE TOTAL INTERACTIONS FOR 2018 5,684	Reviewed Compliance with Key License Requirement 1,555
Approved Multi-Casino Endorsements 28		
Resubmission Keys Intake Issued 267 165		Generated Lists and Sent Mailings 771
	Total Key License Filing Fees and Other Collected \$418,584	

Hearings and Appeals

As a quasi-judicial panel, the Commission hears contested casino key employee license matters as well as appeals from decisions or penalties imposed by the Division. Highlights:

22 Contested cases opened involving financial, criminal, and character issues	2 Resulted in suspensions pending adjudication	OUR VALUES <i>Integrity</i> Administrative due process provided to all applicants and licensees.
	3 Resulted in denials due to disqualifying criteria	
	18 Resolved cases (including 1 case opened in 2017)	

PARTNERSHIPS & COLLABORATIONS

Translating its vision and values into action, the Commission **openly fosters partnerships and collaborates with** New Jersey stakeholders. Leveraging its knowledge and experience, the Commission teamed with its partners to promote opportunities for participation in the casino industry.



Atlantic City's "Bet on a Vet" Casino Career Fair

Atlantic City's first **"Bet on a Vet" Career Fair** was open to all Active Duty, National Guard, Reservists, Veterans, and their spouses. The Commission, the American Legion, and the State Parole Board organized and hosted the event with support from the Casino Reinvestment Development Authority, and participation of all nine casinos. Attendees were also offered assistance with interviewing skills and resume writing techniques.

The N.J. Department of Military and Veterans Affairs, Division of Gaming Enforcement, N.J. Division on Civil Rights, the U.S. Department of Veterans Affairs, Atlantic Cape Community College, and Stockton University also provided information and assistance.



Over 440
interactions between
job seekers and
casinos.

Over 285 resumes
collected.

24 individuals
offered employment
or hired at the event.

Over 50 interviews
occurred after the
event.

49% of interviewees
offered employment
or hired.

Partnership Activities

Reentry Employment Events



N.J. Department of Corrections Acting Commissioner Marcus O. Hicks, Esq.



Casino Control Commission Chairman James T. Plousis

The Casino Control Commission along with the Division of Gaming Enforcement, N.J. Department of Corrections, N.J. Department of Labor and Work Force Development, and the N.J. State Parole Board hosted a **Gaming Employers Forum** to promote benefits to employers who hire individuals exiting the criminal justice system. The Commission also participated in a **Reentry Fair at South Woods State Prison** to provide information to inmates preparing for release.

Attended a **Community Safe Surrender Event** hosted by the N.J. Judiciary. The event included representatives from several local social service and public agencies.

OUR VALUES

Resolve

Building relationships with partners.



Partnered with **Stockton University** to offer internship opportunities in several disciplines.



Charitable pledges by the Commission's staff grew **43%** and the fundraising goal was exceeded by **40%**.

ORGANIZATIONAL INFORMATION

Intergovernmental Collaboration

Budget and Expenditure

Collaborated with the Department of Treasury, Administration, Office of Management and Budget, Accounting Bureau, Contracts Compliance, Property Management and Construction, and Purchase and Property to facilitate effective and efficient processes.

Facilities

Assisted Arcade Building partners and coordinated with the Department of Treasury to address facility needs such as maintenance and security.

Infrastructure

Coordinated with the N.J. Office of Information Technology and the N.J. Office of Homeland Security and Preparedness on computer hardware and cybersecurity initiatives.

Personnel

Worked with the Civil Service Commission to standardize the Commission's personnel performance evaluation system and facilitate training.

Technology

Assisted other state agencies with installing hardware and collaborated to ensure software applications functioned efficiently.

Compliance

Ensured compliance with Treasury Circular Letters, Executive Orders, and other directives, including all Federal and State laws and mandates.

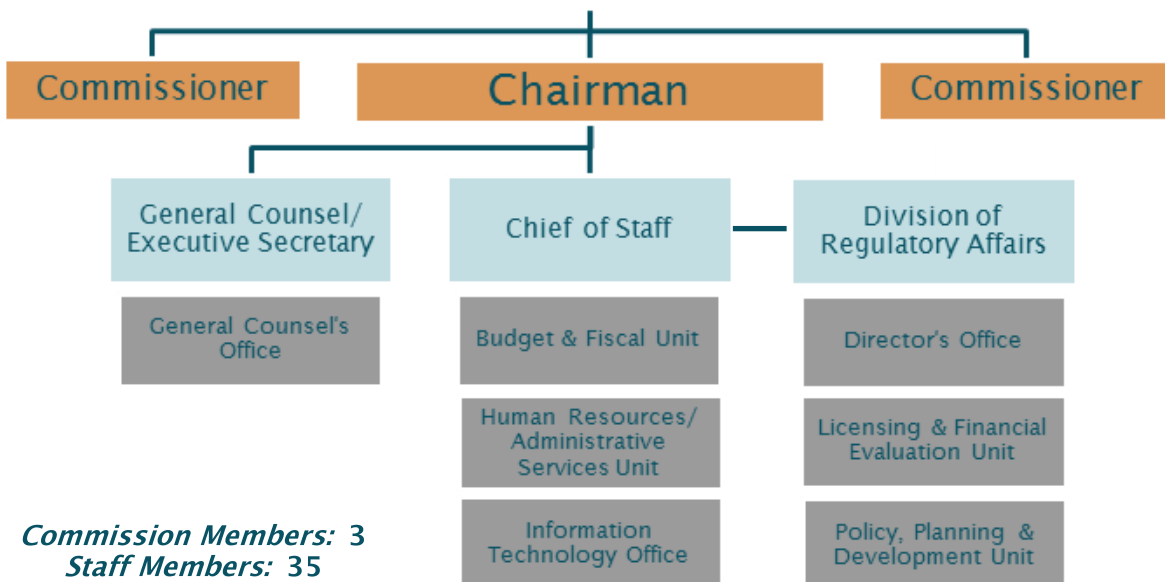
Governance

Completed the agency's Internal Control Review in cooperation with the Department of Treasury as required by the state.

Employment Practices

Maintained documentation for filing with the state's Division of Equal Employment Opportunity/Affirmative Action and monitored agency practices for compliance with related policies.

NEW JERSEY CASINO CONTROL COMMISSION



ORGANIZATIONAL INFORMATION

In line with its vision and core values, the Commission reinforces the importance of a work environment focused on maximizing its knowledge in order to operate responsibly, efficiently, and with integrity. Highlights:

Consolidated several internal databases.
Enhanced database availability and scalability, improving customer service while lowering costs.

Consolidated multiple file rooms into one multi-purpose space.

OUR VALUES

Efficiency



Updated several technology components and agency applications to improve security and efficiency.

Consolidated two operating units to create the Licensing & Financial Evaluation Unit.

Monitored budget and cash flow and safeguarded assets.

Provided business continuity for critical resources.

Underspent budget appropriation by **\$1,787,000** or **23%**.

Updated and expanded the recycling program.

Consolidated storage space throughout the agency, repurposing, reusing and recycling a majority of items.

Continued efforts to reduce the agency's carbon footprint.

Continued to streamline and improve the document retention process.

OUR VALUES

Sustainability



The Documents Association of New Jersey (DANJ) recognized the Commission with its **"Best Official N.J. Government Website"** award. The DANJ promotes the use of and access to government publications and, since 1998, has annually honored departments and agencies that develop useful or imaginative websites to enhance the dissemination of information. For more information, visit <http://www.danj.org/>



ORGANIZATIONAL INFORMATION

BUDGET SUMMARY FOR THE FISCAL YEARS ENDED JUNE 30

	FY 2016	FY 2017	FY 2018
Request	\$7,941,000	\$7,738,000	\$7,513,000
Appropriations	\$8,166,000	\$7,738,000	\$7,513,000
Expenditures	\$6,065,892	\$6,183,901	\$5,725,744
Resources Not Spent	\$2,100,108	\$1,554,099	\$1,787,256

BUDGET COMPARISON BY APPROPRIATION UNIT FOR THE FISCAL YEARS ENDED JUNE 30 (\$ IN THOUSANDS)

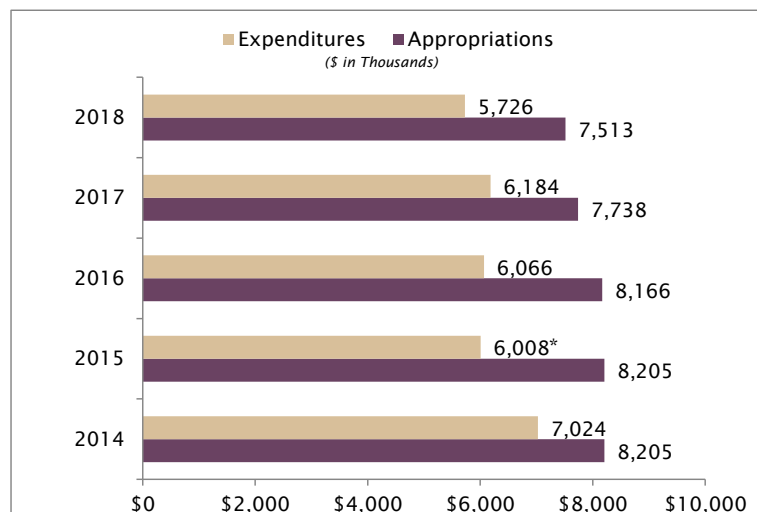
	FY 2016		FY 2017		FY 2018	
(\$ in Thousands)	Appropriated	Expended	Appropriated	Expended	Appropriated	Expended
Salaries & Fringe Benefits	\$5,987	\$4,444	\$5,543	\$4,526	\$5,256	\$4,263
Materials & Supplies	\$ 84	\$ 57	\$ 84	\$ 60	\$ 84	\$ 78
Services Other Than Personal	\$ 522	\$ 398	\$ 350	\$ 290	\$ 600	\$ 292
Maintenance & Fixed Charges	\$1,466	\$1,147	\$1,466	\$1,088	\$1,333	\$1,067
Special Purpose	\$ 8	\$ 1	\$ 20	\$ 14	\$ 20	\$ 10
Capital Additions & Equipment	\$ 99	\$ 20	\$ 275	\$ 206	\$ 220	\$ 16
Total	\$8,166	\$6,066	\$7,738	\$6,184	\$7,513	\$5,726

FINANCE STATISTICS FOR THE FISCAL YEARS ENDED JUNE 30

OUR VALUES

Efficiency

Over the past 5 years, the Commission cut its expenses by 18.5 percent.



*Includes a \$390,000 multi-year property tax appeal reimbursement.

IMPROVEMENT & RECOGNITION

In line with its vision and to **promote general welfare, health, and prosperity**, the Commission reinforces the importance of maintaining a positive and professional work environment for its staff and participating in the community to increase awareness of issues and opportunities. Highlights:

HEALTH AND WELFARE



Hosted a presentation by **Volunteers of America** regarding awareness of social service issues in our communities.

Collected items for the **Covenant House New Jersey** which provides housing and support to youth facing homelessness.



Acknowledged March as **Problem Gambling Awareness Month** and participated in several **Responsible Gambling Workshops** throughout the year.



Hosted **Health & Wellness** presentations and hosted an on-site **Flu Shot Clinic**.

*The Leadership Studio,
part of Atlantic City's new
"Orange Loop"*

OUR VALUES

Resolve



Recognized employees for years of service.

OUR VALUES

Customer Service



Recognition for *Best Official NJ Government Web Site*.

ATLANTIC CITY CASINOS



1978



40 Years of Casino Gaming



At 10 a.m. on **May 26, 1978**, the first legal casino outside of Nevada opened to the public under a temporary permit issued by the Commission. People lined up for blocks at all entrances to be among the first to legally gamble in Atlantic City. Soon after, New Jersey **Gov. Brendan T. Byrne** cut the ceremonial ribbon and declared **Resorts International** opened. Steve Lawrence threw out the first dice. This event was recreated to celebrate Resorts Casino Hotel's 40th Anniversary.



2018

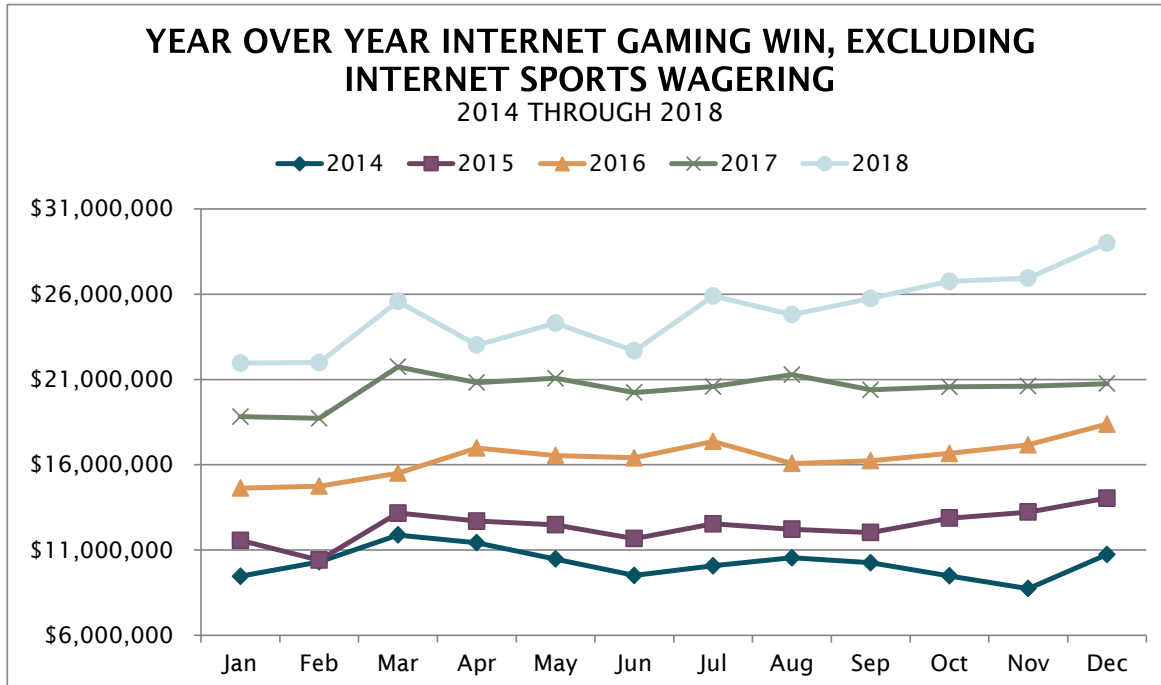


Capital investment in the Atlantic City casino industry on a cumulative basis since 1978, including the initial cost of construction for each property and subsequent capital improvements, has been **\$18.2 billion**. Examples of 2018 capital improvements included: the renovations to open the **Hard Rock** and **Ocean Resort** casinos and the renovations at the **Chelsea Tower** including a new sky bridge to connect with the **Tropicana**.



INTERNET GAMING

For the year ended December 2018, Internet Gaming Win was \$298.7 million, an increase of \$53 million or 21.6 percent. Internet Gaming Win grew in each of the twelve months. Golden Nugget had the largest year-over-year increase of 52.8 percent, leading the market for three years in a row. Both new casinos, the Hard Rock and Ocean Resort Casino, commenced Internet gaming with one site each. The chart below illustrates the continued growth of Internet gaming.



Internet Gaming Gross Revenue since inception passed the billion dollar mark in 2018, for a total of \$1.2 billion. Internet Gross Revenue Tax since inception was \$153.4 million. See page 47 for more detailed information on Internet Gaming Win by licensee.

In March, the third report on Internet Gaming in New Jersey issued by the Center for Gambling Studies at the Rutgers University School of Social Work was posted on the Division's website.

Internet Gaming Highlights

Caesars Interactive Entertainment

- In May, WSOP.com and us.888poker.com began pooling players with other states. New Jersey joined Delaware and Nevada to offer interstate online poker, which permits players in all three states to play against each other. Participants can experience better game selection, larger prize pools, wider time zone coverage, and expanded tournament offerings.
- Throughout the year, on-line poker tournaments were plentiful and popular and included: Tuesday Showdown, \$10K Sunday, \$8K Nightly Rebuy, \$5,000 Nightly Guaranteed, \$10,000 Nightly Rebuy, \$10,000 Big Sunday, and \$30,000 Bigger Sunday.

INTERNET GAMING

Caesars Interactive Entertainment

- Internet gaming promotions held throughout the year included: \$2,500 Bonus Giveaway, Poker Classic II Freeroll Qualifiers, Multi-Table Hot Seat, St. Patrick's Day Reload, 2018 Player of the Year, \$500 Casino Freeroll, \$888 Rewards Freerolls, NJ Poker Classic II, Mega Monster Leaderboards, Big Sunday 5-Seat Freeroll, Sit n' Go Leaderboards, March Mayhem, Senior Special, \$100K Sundays, Player Appreciation Tournament, The BIG Deal, Hero Freeroll, and \$2,000 Weekly Invitational Freeroll.

Borgata Hotel Casino & Spa

- In March, launched NJ.Partycasino.com offering new players a welcome bonus of 100% match deposit up to \$500.
- In May, debuted online live dealers on both Borgatacasino.com and playcasino.com. Games are streamed in high-definition and include Blackjack, Roulette, Baccarat Dragon Bonus, and Casino Hold'em.
- During the year, two jackpots over \$100,000 were won on Borgatacasino.com.
- In October, celebrated International Internet Day with 30% cashback up to \$100 on net losses when players opted in and deposited funds between 4pm and 7pm that day.
- Debuted several new exciting slot games throughout the year, such as Baywatch, Rawhide, Fantastic Fireworks, Smokin' Hot Gems, Royal Elephant, and Mata Hari.

- Throughout the year, on-line poker tournaments were plentiful and popular and included: Sunday \$40,000 Guarantee, Garden State Super Series Spring 2018, \$10 Million Guaranteed Poker Tournament Super Satellites, Quarterly Freeroll Invitational Tournament, and High Heads Up and Low Heads Up Tournaments.
- Internet gaming promotions held throughout the year included: \$15,000 Sweepstakes, Summer Jeep Sweepstakes, \$25 Bonus Dollars every 25 minutes, Bonus Dollars Challenge, Endless Summer \$5,000 Sweepstakes, Football Pick'em Promo, Cauldron of Cash \$5,000 Sweepstakes, \$5 Bonus Dollars every 5 minutes, \$15,000 Holiday Sweepstakes, and The Grind.

Golden Nugget Atlantic City

- In March, added online live Roulette, allowing patrons to play Roulette with other players on the casino floor.
- *EGR North America Awards* selected GoldenNuggetCasino.com as 2018 Operator of the Year.
- During the year, four jackpots ranging from \$60,000 to over \$300,000 were won online.
- Internet gaming promotions held throughout the year included: 100% Match On First Deposit Up To \$1,000, Awards Gala Bonus Up To \$100, Half Million Dollar Race, 5 Year Anniversary 100% Bonus, Halloween \$3,000 Giveaway, and King Cash.

INTERNET GAMING

Hard Rock Hotel & Casino

- In February, Gaming Innovation Group announced that it signed an agreement to partner with Hard Rock International to supply its full range of platform and casino front-end development services to Hard Rock's first online casino.
- In March, launched the free-to-play social casino site HardRockSocialCasino.com, featuring innovated casino style games including slots and table games.
- In July, launched hardrockcasino.com in partnership with Gaming Innovation Group. The online reward system is based on "rock coins", which players earn through playing and making deposits.
- Internet gaming promotions held throughout the year included: Up to \$1,000 Free on Your First Deposit, 100% Deposit Match up to \$1k + 50 Free Spins, Earn Wild Card Comps on All Games, and Cashback Thursday.

Ocean Resort Casino

- In July, partnering with GAN plc for its Internet gaming platform, launched Oceanonlinecasino.com. Ocean Premier Reward Points may be used online for cash or free play.
- Internet gaming promotions held throughout the year included: 100% Bonus Match up to \$10,000 On Your First 10 Deposits, Refer a Friend and Get Up To \$1,000 In Monthly Bonuses, Big Prize Bubblegum \$2,000 Weekly Slot Leaderboard, and Holly Jolly Hot Seat.

Resorts Digital Gaming

- In August, a patron won over \$100,000 playing Divine Fortunes on resortscasino.com. In October, a patron won over \$130,000 playing Casino Meister on mohegansuncasino.com.
- In September and October, held the PokerStars New Jersey Championship of Online Poker with 47 events guaranteeing over \$1 million.
- In December, DraftKings sports wagering online site expanded its offerings to include casino games.
- Internet gaming promotions held throughout the year included: \$5,000 Giveaway Weekend, Apple Homepod Giveaway, 2 Free Spins For \$3 Million, Fastpick Bonus, New Game Wednesdays, Spooky Spins Win Up To \$2,500 Cash, Halloween Tricks and Treats Event, Big Holiday Giveaway, and One Red Cent.

Tropicana Atlantic City

- Internet gaming promotions held throughout the year included: Play Now and Get Up To \$100 Cash Back, Up To \$350 Bonus Slot Dollars, Virgin Adventure, Free Daily Games, Community Jackpots, Refer a Friend Get \$50 Bonus Money, \$250 Airbnb Gift Card Giveaway, iRobot Roomba 890 Vacuum Sweepstakes, \$200 Baseball Ticket Voucher Sweepstakes, Beach Day Replay, and Suite Destination.

INTERNET GAMING

ATLANTIC CITY INTERNET GAMING WEBSITES

For the year ended December 31, 2018

LICENSEE	DATE APPROVED FOR FULL PLAY	AUTHORIZED SITES (28 Authorized Sites)	PLATFORM PROVIDERS
Caesars Interactive Entertainment (affiliate of Caesars AC)	Nov. 25, 2013	HarrahsCasino.com WSOP.com us.888.com us.888poker.com us.888casino.com	888
	Nov. 25, 2013	CaesarsCasino.com	NYX Gaming
Borgata	Nov. 25, 2013	Borgatacasino.com Borgatapoker.com NJ.Partypoker.com	GVC
	Jul. 25, 2017	playmgmcasino.com playmgmpoker.com	GVC
	Mar. 14, 2018	NJ.Partycasino.com	GVC
	Nov. 19, 2014	palacasino.com palabingousa.com	Pala Interactive
	Jun. 6, 2017	palapoker.com	Pala Interactive
	Jul. 25, 2017	scorescasino.com	Pala Interactive
Golden Nugget	Dec. 1, 2015	goldennuggetcasino.com nj-casino.goldennuggetcasino.com	NYX Gaming
	Nov. 21, 2014	betfaircasino.com	Betfair
	Sep. 10, 2016	playsugarhouse.com	Rush Street Interactive
Hard Rock	Jul. 3, 2018	hardrockcasino.com	Gaming Innovation Group (GiG)
Ocean Resort	Jul. 15, 2018	oceanonlinecasino.com	GAN
Resorts Digital (affiliate of Resorts)	Feb. 25, 2015 Jul. 24, 2015	resortscasino.com mohegansuncasino.com	NYX Gaming
	Mar. 21, 2016	pokerstarsnj.com	Amaya
	Dec. 17, 2018	Draftkings.com	DraftKings
Tropicana	Nov. 25, 2013	tropicanacasino.com virgincasino.com	GameSys

Note: Internet permits and approval to do business with the intermediaries granted by Orders and Actions of the Director of the Division of Gaming Enforcement.

SPORTS WAGERING

In June, legalized sports wagering came to New Jersey. Governor Murphy signed legislation on June 11th that allows legalized sports wagering at New Jersey casinos and racetracks for certain professional and collegiate sports or events. On June 14th, New Jersey became the third state to offer full-fledged legal sports wagering. The first wager was made by the Governor at Monmouth Park Racetrack. Later that day, Borgata became the first Atlantic City casino to accept a legal sports wager. The honor of the first bet at Borgata went to Julius Erving.



“This a huge step forward for gaming, for the tracks, for the economy of this state.”

Governor Murphy, after placing New Jersey's first legal sports wagers.


Over \$1.24 Billion in Sports Wagering Handle.

Over \$94 Million in Sports Wagering Gross Revenue.¹

Sports Wagering Gross Revenue Tax Rate from casino and racetrack sports pool lounges: 8.5%.

Over \$3.4 Million in Sports Wagering Tax Revenue.

Over 92 key licensed individuals have been approved by the Commission to oversee Sports Wagering.



Internet Sports Wagering Gross Revenue Tax Rate from casinos and racetracks: 13%.

Over \$6.9 Million in Internet Sports Wagering Tax Revenue.

On August 6, 2018, the first Internet site for sports wagering in New Jersey was launched by DraftKings in partnership with Resorts Digital.

¹Sports Wagering Gross Revenue is not win and is maintained on a cash basis. Monthly Sports Wagering Revenue reflects the sum of all wagers (“handle”), less only the payouts on winning wagers. The deduction for payouts is limited to only “completed events” for the month and redeemed winning tickets. Wagers made on a “future event” are included in Sports Wagering Revenue in the month the wager was made, but payouts are deducted after the event is held and winning wagers redeemed. On a monthly basis, Sports Wagering Gross Revenue may be volatile due to “uncompleted events” and unredeemed winning tickets.

SPORTS WAGERING

To offer sports wagering, each casino and racetrack shall operate a “Sports Wagering Lounge”, which means a primary area of at least 2,500 square feet. A “Temporary Sports Pool Facility” may be approved by the Division of Gaming Enforcement (Division) until the permanent lounge is available. Borgata, Ocean Resort, Bally’s, Harrah’s, Golden Nugget, Resorts and Tropicana all commenced sports wagering with temporary locations. By year end 2018, Ocean Resort (5,000 square feet), Golden Nugget (2,500 square feet) and Resorts (5,000 square feet) opened newly constructed permanent lounges. Lounges in Atlantic City include amenities such as comfortable seating, high quality televisions and video walls, wagering windows, and access to food and beverages.

NEW JERSEY APPROVED SPORTS WAGERING LOUNGES

AS OF YEAR ENDED DECEMBER 31, 2018

L O U N G E S	C A S I N O S	LICENSEE	START DATE	OPERATOR/PARTNER	TECHNICAL PROVIDER
		Borgata	Jun. 14, 2018	MGM Resorts Int.	IGT/GVC
		Ocean Resort	Jun. 28, 2018	William Hill	William Hill
		Bally’s AC	Jul. 30, 2018	Caesars Entertainment	Scientific Games
		Harrah’s AC	Aug. 1, 2018	Caesars Entertainment	Scientific Games
		Golden Nugget (No NBA bets)	Aug. 15, 2018	Golden Nugget	SBTech
		Resorts	Aug. 15, 2018	Resorts	DraftKings
		Tropicana	Oct. 25, 2018	William Hill	William Hill
	R A C E T R A C K S	LICENSEE	START DATE	OPERATOR/PARTNER	TECHNICAL PROVIDER
		Monmouth Park/ Darby Development	Jun. 14, 2018	William Hill	William Hill
		Meadowlands	Jul. 14, 2018	FanDuel Group	IGT/GAN



SPORTS WAGERING

The legislation signed by Governor Murphy allows casino or racetrack that holds a Sports Wagering License to offer sports wagering online with a permit issued by the Division, beginning 30 days after the effective date of the legislation. Internet sports wagering is taxed at a different rate than onsite sports wagering and all other Internet wagering. As of year end 2018, Internet Sports Wagering accounted for 57 percent of the total Sports Wagering Revenue.

NEW JERSEY APPROVED INTERNET SPORTS WAGERING SITES

AS OF YEAR ENDED DECEMBER 31, 2018

I N T E R N E T	C A S I N O S	LICENSEE	DATE APPROVED FOR FULL PLAY	OPERATOR/ PARTNER	PLATFORM PROVIDER	AUTHORIZED SITES
		Resorts Digital	Aug. 6, 2018	DraftKings	Kambi	draftkings.com
			Sep. 13, 2018	BetStars/ PokerStars	BetStars/ PokerStars	betstarsnj.com
		Borgata	Aug. 22, 2018	MGM Resorts Int.	GVC	Play MGM Android app
			Oct. 20, 2018	MGM Resorts Int.	GVC	Play MGM iOS app
		Golden Nugget	Aug. 23, 2018*	Rush Street Interactive	Kambi	[playsugarhouse.com]
		Bally's AC (affiliate of Caesars Interactive Entertainment)	Sep. 6, 2018	Caesars Interactive Entertainment	Scientific Games	caesarscasino.com
			Sep. 10, 2018	Caesars Interactive Entertainment	Kambi	us.888sport.com
		Ocean Resort	Sep. 7, 2018	William Hill	William Hill	nj.us.williamhill.com
		LICENSEE	DATE APPROVED FOR FULL PLAY	OPERATOR/ PARTNER	PLATFORM PROVIDER	AUTHORIZED SITES
R A C E T R A C K S		Meadowlands	Sep. 6, 2018	FanDuel Group	FanDuel Group	sportsbook.fanduel.com
			Dec. 15, 2018	PointsBet New Jersey, LLC	PointsBet New Jersey, LLC	pointsbet.com
		Monmouth Park/Darby Development	Sep. 7, 2018	William Hill	William Hill	nj.us.williamhill.com
			Oct. 16, 2018	Rush Street Interactive	Kambi	playsugarhouse.com

*playsugarhouse.com sportsbook switched its license to Monmouth Park in October 2018 to allow for wagering on the NBA. Golden Nugget is precluded from accepting wagers on the NBA since it shares common ownership with the Houston Rockets.

[] Brackets indicate site has closed or moved.

BORGATA HOTEL CASINO & SPA



One Borgata Way
Atlantic City, NJ 08401
609-317-1000
www.theborgata.com

Held numerous events throughout the summer celebrating its 15th Anniversary that included entertainment, culinary events, casino promotions, and other hotel and spa specials.

In July, held the 10th Annual “Put a Bad Beat on Hunger” No Limit Texas Holdem Poker Tournament to benefit the Community Food Bank of New Jersey.

In September, hosted the 2018 Miss’d America Pageant. Also in September, a \$2.4 million jackpot on the Wheel of Fortune Double Sapphire Gold Spin progressive slot machine was hit.

In October, was named “Property of the Year” during the Global Gaming Awards at the Global Gaming Expo.

Also in October, donated \$500,000 to the Boys & Girls Club of Atlantic City to fund the construction of the MGM Resorts International Teen Center for Economic Development & College Readiness.

In November, held the Savor Borgata Culinary Series for the seventh year. Events included culinary classes and activities, a culinary demonstration by Iron Chef Wolfgang Puck, and the Ultimate Food Experience.

In December, a player won \$1 million on Three Card Poker “6 Card Bonus Bet”.

Voted best Overall Gaming Resort, Hotel, Hotel Lobby, Rooms, Spa, Casino, Comps, Race/Sports Book, Table Game Tournaments, High Limit Room, Blackjack, Non-Smoking Casino/Area, and Live Poker for 2018 by *Casino Player Best of Gaming*.

Tournaments held throughout the year included: \$20,000 and \$50,000 Slot Tournaments, \$100,000 Guaranteed Saturday Series Poker Tournament, \$250,000 Guaranteed Almighty Stack Tournament, Spring, Summer Fall, and Winter Poker Open, and the Borgata Poker Open.

Promotions held throughout the year included: Ultimate High Hand Madness, \$1 Million Dollar Sweepstakes, \$150,000 BMW and Cash Sweepstakes, \$777 Bonus Slot Dollars, \$5,000 Bonus Slot Dollars, \$100,000 Cash Sweepstakes, Lexus RX 350 Sweepstakes, and 5X and 10X Slot Dollars.

Entertainment held throughout the year included: Britney Spears, Dave Chapelle, Rob Thomas, Iggy Azalea, Marlon Wayans, Mary J. Blige, America, Boyz II Men, Blues Traveler, Kansas, Foreigner, Jerry Seinfeld, Cage Fury Fighting Championships, Michael McDonald, Jackson Browne, John Fogerty and ZZ Top, Kenny Loggins, Righteous Brothers, Aaron Lewis, Kathleen Madigan, Jim Gaffigan, and Stevie Wonder.

BALLY'S ATLANTIC CITY



1900 Pacific Avenue
Atlantic City, NJ 08401
609-340-2000
www.caesars.com/ballys-ac

In March, to celebrate Women's History Month, held a benefit dinner at Bally's Diamond Lounge prepared by women chefs and managers from all three Caesars Entertainment properties. Proceeds benefited Adelaide's Place, a safe house in Atlantic City.

To kick off Memorial Day weekend, reopened its seasonal Beach Bar. Entertainment included DJs and live music.

In November, hosted the Atlantic City Tattoo Expo featuring tattoo artists from around the world. Additional events included live entertainment, tattoo contests, seminars, and parties.

In December, opened AC JOKES, a new comedy club, located in the Blue Martini Bar.

Voted Best After Hours Spot (Mountain Bar/Boardwalk Saloon at the Wild Wild West) by *The 2018 Atlantic City Weekly Nightlife Awards*.

Voted best Poker Tournaments for 2018 by *Casino Player Best of Gaming*.

Throughout the year offered entertainment and live bands at the Wild Wild West.

Promotions held throughout the year included \$10,000 Slot Tournament Mondays, Memorial Day Three Car Giveaway, Luck 7's Drawings, and several other slot, table game and poker tournaments.



Mountain Bar at the Wild Wild West



2100 Pacific Avenue
Atlantic City, NJ 08401
609-348-4411

www.caesarsc.com/caesars-ac

Entertainment held throughout the year included: “Weird Al” Yankovic, Daughtry, Chris Angel, Tracy Morgan, Cannoli, Latkes & Guilt, The Therapy Continues, Ho Ngoc Ha & Noo Phuoc Thinh, Dirty Dancing-The Classic Story On Stage, Gavin DeGraw, The Magic of Adam Trent, Darci Lynne & Friends, Bill Maher, Dru Hill, Big Daddy Kane, Doug E. Fresh and Biz Markie, Diane Krall, Stayin’ Alive, and A.C. Ballet’s The Nutcracker.



In March, offered its new Military Total Rewards card “Salute” to United States and Canadian veterans and active duty military. The new card provides benefits equivalent to the Platinum level.

In April, Bally’s and Harrah’s became the first land-based casinos in the world to install Scientific Games’ electronic table system known as “PRIZM GameTable”. The table features a new twist on roulette known as “Lighting Launch Roulette” and also offers a variety of slot and table games. The table seats up to four players, has a 65-inch 4k touchscreen display and USB charging ports at each seat. The system is designed to promote the social aspect of casino gaming.

During October through November, Total Rewards patrons could “Enjoy Your Bite” and receive 15 percent off at selected restaurants at Bally’s, Caesars, and Harrah’s.

The Total Rewards Loyalty Program was voted “Best Players Club” by *USA Today’s 2018 10 Best Readers’ Choice Awards*. Total Rewards has over 55 million members and offers access to gaming, entertainment, dining, hospitality, spas and shopping at more than 40 properties around the world.

In December, announced that the Total Rewards Program would be renamed to Caesars Rewards in early 2019 with several perks added to the reward program.

Promotions throughout the year included: 2X-100X Mystery Return Rewards, The Ultimate Exchange for Free Play, Memorial Day Three Car Giveaway, 4th Of July Weekend Drawings, 3X-100X Mystery Return Rewards, Fourth of July Finale Three Car Drawing, and Monthly Chances to Win a Lake Tahoe Ski Package or 50,000 Reward Credits.

HARRAH'S RESORT ATLANTIC CITY



777 Harrah's Blvd.
Atlantic City, NJ 08401
609-441-5000
www.caesars.com/harrahs-ac

In February, the Men R' Cookin' event was hosted to raise money for the Boys and Girls Club of Atlantic City.

In March, hosted a stop on the "World Series of Poker Circuit Tournament." The main event offered a guaranteed prize pool of \$400,000.

In May, hosted the "Rainbow Six Pro League Season 7 Finals" eSports event. World class gamers from North America, Europe, Latin America and Asia battled to win a cash prize of \$275,000 in front of a sold out crowd of 1,200 fans.

In July, held the world's first-of-its kind "All-Crypto Poker Tournament." The event used blockchain ticketing and cryptocurrency applications for a poker tournament. The buy-in was \$250 cryptocurrency and the top prize was \$10,000 cryptocurrency.

Also in July, a patron hit a \$1.67 million jackpot on a 25-cent Wheel of Fortune Pink Diamond Slot Machine.

In November, announced plans for a \$56 million renovation of 507 rooms and suites in the Coastal Tower scheduled to be completed by summer 2019.

Voted Best Pool for 2018 by *Casino Player Best of Gaming*.

Several of its bars received awards from *The 2018 Atlantic City Weekly Nightlife Awards*, such as Best Casino Lounge/Bar for Live Music (casino) (Eden Lounge), Best Tequila/Rum Bar (casino) (Veracruz), and Best Industry Night (The Pool After Dark).

Promotions held throughout the year included: Winter Of Jackpots Finale, Mystery Return Rewards, \$5,000 Bingo Blast, Memorial Day Three Car Giveaway, and \$250,000 Summer of Jackpots.

Entertainment held throughout the year included: The Buddy Holly Story, Jeff Foxworthy, The Price Is Right Live-Stage Show, AC Comedy Explosion, Brian McKnight, Legends In Concert, Andrew Dice Clay, Home Free: A Country Christmas 2018, Mat Franco, Stephen Lynch, and A Magical Cirque Christmas.

GOLDEN NUGGET ATLANTIC CITY



Huron & Brigantine Blvd.
Atlantic City, NJ 08401
609-441-2000

www.goldennugget.com/atlanticcity/

In January, Wing Wars returned for its second year. Eighteen local restaurants competed for the title of South Jersey's Wing Champion.

In February, hosted Ladies Wellness Night to benefit St. Jude Children's Research Hospital. Attendees enjoyed complimentary hors d'oeuvres, \$5 drink specials, and discounts on future spa bookings.

In March, Bill's Burger & Bar opened.

In July, held the 19th Annual Fakefest Rock Band Festival with tribute bands honoring legends such as Bruce Springsteen, Bon Jovi, and Chicago.

In August, the 7th Annual International Winefest was held, as well as the 2018 Deckstock 60s Musical Festival.

In September, the 8th Annual Craft Beer Festival was held, as well as the Atlantic City In-Water Power Boat Show.

In November, held its 6th Annual Whiskey Revival.

Voted Best Hosts, Video Poker, Promotions, Roulette, Carnival Games, Bingo, and Favorite Casino Resort to Vacation At for 2018 by *Casino Player Best of Gaming*.


Continued to offer its customers complimentary self-parking.

Every Friday throughout the year, offered Flashback Fridays with free entertainment featuring tribute bands.

Promotions held throughout the year included: \$100,000 Gift Extravaganza, Bingo Bonanza, 2018 Jaguar XF Giveaway, \$5,000 High Limit Hot Seat, \$1,000 Free Play Slot Tournament, \$35,000 Jackpot Sweepstakes, \$100,000 Nationwide Giveaway, \$200,000 Summer Spectacular featuring a 2018 Porsche Panamera and Free Play Giveaways, \$1 Million Golden Gridiron, 2018 Dodge Ram Giveaway, Holiday Gift Card Spectacular, and \$5,000 Slot Tournament.

Entertainment throughout the year included: Johnny Mathis, The Spinners, Jerry Blavat, Engelbert Humperdinck, Todd Rundgren, Paul Anka, Martin Nievera, A Bronx Tale, The Stylistics, The Midtown Men, and The Amazing Kreskin.

HARD ROCK ATLANTIC CITY



1000 Boardwalk
Atlantic City, NJ 08401
609-449-1000
www.hardrockhotelatlanticcity.com

In May, partnered with the Atlantic City Beach Patrol to kick off the summer and donated two custom lifeboats.

In June, opened its doors to the public with festivities and entertainment. The opening celebration included a Guitar Smash, held in the Hard Rock Etess Arena among numerous celebrities and dignitaries. The opening night was performed by Carrie Underwood.

In August, held its first World Championship Boxing: Sergey Kovalev vs. Eleider Alvarez sport event. The fight was televised live on HBO World Championship Boxing.

Also in August, hosted the "WWE Live" featuring *Monday Night Raw* and *SmackDown Live* shows.

In September, celebrated the opening of its Rocktane Gas and Wash with free coffee and car washes for Atlantic City Police and Fire Department vehicles.

In November, celebrated Veteran's Day and debuted its Wild Card Rewards Veteran's Program for all active duty military and veterans and their spouses. The celebration included complimentary parking, a complimentary buffet, and a party with live music.

Also in November, hosted "Dancing Under the Atlantic City Stars" fundraiser to benefit the Community Food Bank.

Continued to support the community by partnering with Turning Point Day Center for the Homeless in Atlantic City, and donated 100 musical instruments to nine Atlantic City elementary schools.

Promotions held throughout the year included: Grand Opening Wild Card Tier Match, Tesla Model S Sweepstakes, Win Free Play for 20 Years, and \$5,000 Slot Tournament.

Entertainment held included: PitBull, Dwight Yoakam, Darrell Hammond, Howie Mandel, Third Eye Blind, Florida Georgia Line, Maroon 5, Gin Blossoms, Rascal Flatts, Chris Young, Frankie Valli & The Four Seasons, Stone Temple Pilots, The Cult & BUSH, George Thorogood & The Destroyers, Million Dollar Quartet, Blake Shelton, Toby Keith and Trace Adkins, Jim Florentine, Cassadee Pope, Amy Schumer, Jackie "The Joke Man" Martling, Christina Aguilera, Maxwell, Janet Jackson, Brett Eldredge, Steely Dan, Kid Rock, Elvis Costello & The Imposters, Bret Michaels, Bob Dylan, Daryl Hall & John Oates, Penn & Teller, Kevin Hart, and John Eddie.

OCEAN RESORT CASINO



500 Boardwalk
Atlantic City, NJ 08401
609-783-8000
www.theoceanac.com

In June, one week after a license was granted by the Casino Control Commission, opened its doors to the public with festivities, tours and nightlife. The ribbon cutting was held on the boardwalk among numerous dignitaries, including Mark Walberg and Miss New Jersey.

Partnered with the Hyatt hotel brand to utilize its reservation systems and access its loyalty program, customer base, and the use of its fitness and spa brand Exhale. Also, partnered with Topgolf Swing Suite to offer the largest virtual golf in the world featuring 11 bays, a first-of-its-kind virtual putting green and interactive multi-sport games.

All summer long, offered its customers complimentary parking.

In August, hosted two MMA Professional Fighters League events.

Also in August, hosted a top rank Boxing event featuring world-ranked heavyweight Bryant Jennings.

In September, offered free hotel rooms to anyone impacted by Hurricane Florence.

In October, hosted Gameacon, a gaming convention featuring video games, board games, musical entertainment, and esports tournaments.

In November, held the first in a series of wine and whisky dinners showcasing its Dolce Mare fine dining restaurant.

Entertainment throughout the year included: Wanda Sykes, Wayne Brady, Rain: A Tribute to the Beatles, Kesha and the Struts, Tom Segura, Thanksgiving Eve with Jersey Shore's Vinny Guadagnino, 50 Cent, Richie Santana, So You Think You Can Dance Live!, Alex Sensation, and Ben Blaque from "America's Got Talent."

Promotions throughout the year included: Grand Opening \$250,000 Giveaway, Tier Level Matching, "Bruce's Bucks" Hot Seat Giveaway, 3X Tier Credits, \$1,000,000 Gridiron Challenge, and Holly Jolly Hot Seat.



Ribbon cutting ceremony, June 27, 2018

RESORTS CASINO HOTEL



1133 Boardwalk
Atlantic City, NJ 08401
1-800-334-6378
www.resortscas.com

Celebrated the 40th anniversary of its opening with numerous events, parties and giveaways, including a fireworks display, a re-enactment of the first roll of the dice, the debut of a special edition 40th anniversary gaming chip, and the opportunity for guests to take a pull on one of Atlantic City's first slot machines for the chance to win up to \$2,500. The 5th Annual Beach Ball Drop coincided with the 40th anniversary celebrations and kicked off the festivities and the summer.

Opened Handprints of the Stars, a collection of celebrity handprints and autographs.

In July, a patron won over \$350,000 on a hand of Let It Ride Poker Progressive Jackpot.

In September, hosted the 6th Annual Craft Beerfest, featuring beers from around the country and regional breweries. Live entertainment was

provided by Weird Science. Also in September, hosted a meet and greet with former Philadelphia Eagles star Mike Quick.

In December, held the "Swing Into Christmas" to benefit the United States Marine Corps Reserve's Toys for Tots program.

Throughout the year, continued to cater to locals and continued to offer complimentary parking on various days of the week.

Voted Best Hotel Staff, Suites, Dealers, Slot Tournaments, Craps, and VIP Services for 2018 by *Casino Player Best of Gaming*.

Promotions held throughout the year included: 2018 Mercedes GLA 250 Sweepstakes, \$35,000 Jackpot Sweepstakes, \$75,000 Point Challenge, 40th Anniversary Mystery Money Slot Cash, The Wheel at Steel Pier \$4,000 Sweepstakes, 2018 Ford Mustang Convertible Sweepstakes, Concert Getaway Giveaway to Mohegan Sun, 40 Winners Every 40 Minutes \$40,000 Sweepstakes, \$1,000,000 Power Wheel, County the Candy Canes, and 2019 Mercedes CLA 250 Sweepstakes.

Entertainment throughout the year included: Frankie Z, Allen Edwards, Eric Kearns, Giorgios Makonakis, Village People, ABBA the Concert, Brad Garrett, Neil Sadaka, Rubix Cube, OPM Hitmakers, Boogie Wonder Band, Mike DelGuidice & Big Shot, Engelbert Humperdinck, Air Supply, Peggy Zina, and New Year's Eve Disco Ball.

TROPICANA ATLANTIC CITY



2831 Boardwalk
Atlantic City, NJ 08401
1-800-843-8767
www.tropicana.net

In February, hosted the Jersey Shore Wine Festival featuring New Jersey's finest wines.

In March, hosted the Maxwell Football Club's Annual National Awards Gala.

Also in March, launched the TROP ADVANTAGE® app for use on smartphones and other mobile devices, providing guests with instant access to their account information and exclusive gaming offers.

To kick off the summer, held a Boardwalk Block Party with live entertainment, giveaways, fireworks, and multimedia light and sound shows.

In August, hosted the 11th Annual Taste of the Quarter, which benefited the United Way of Greater Philadelphia and Southern New Jersey.

In October, Eldorado Resorts acquired the operating rights of Tropicana Atlantic City from Icahn Enterprises as part of a \$1.85 billion deal.

Also in October, hosted the 3rd Annual Beer and Whiskey Festival featuring beer, whiskeys, food, crafters and seminars.

In November, held a live cooking demonstration, luncheon, and meet and greet with Chef Jose Garces.

Voted Best Players Club, Reel Slots, Video Slots, and Casino Where You Feel Luckiest for 2018 by *Casino Player Best of Gaming*.

Voted Best Casino by *The Press of Atlantic City's Best of the Press Readers' Choice Awards*.

Cabana Five Bar & Pool Deck was named the No. 2 Best Hotel Pool in the nation in *USA Today's 10 Best Readers' Choice Awards*.

Held fireworks shows every Saturday throughout the summer.

Held several events throughout the year that focused on its restaurants including: Bacon Week, Martini Week, and Seafood Week.

Promotions held throughout the year included: Guess the Number of Beach Balls in Palm Walk, \$1 Million Dollar Winning Ticket, and High Hand of the Hour.

Entertainment throughout the year included: The Commodores, Three Dog Night, Bozz Scaggs, Stephen Stills & Judy Collins, Jefferson Starship, Alanis Morissette, Yes, Jay Leno, Gipsy Kings, Dom Irrera, Kevin & Caruso Magique: Grand Illusions, Boy George and Culture Club, Train, Melissa Etheridge, and War.

SPOTLIGHT ON ATLANTIC CITY



Absecon Lighthouse (a)



Bet on a Vet Job Fair



Beach Concerts



Atlantic City Airshow



Conventions (a)

- | | |
|------------|---|
| JAN | <ul style="list-style-type: none"> – 27th Annual Polar Bear Plunge – Atlantic City Indoor Races – Pool & Spa Show – Disney On Ice: Reach for the Stars @ Boardwalk Hall |
| FEB | <ul style="list-style-type: none"> – Atlantic City RV & Camping Show – 45th Annual Atlantic City Auction & Car Show – Atlantic City Boat Show – Romance & Renewal @ Absecon Lighthouse – Luke Bryan @ Boardwalk Hall |
| MAR | <ul style="list-style-type: none"> – Atlantic City Restaurant Week – St. Patrick's Day Parade – Atlantic City Beer and Music Festival – NJ State Wrestling Championships @ Boardwalk Hall |
| APR | <ul style="list-style-type: none"> – Bet on a Vet Casino Career Fair – April Fools Marathon |
| MAY | <ul style="list-style-type: none"> – Memorial Day Celebrations – Kevin Hart @ Boardwalk Hall |
| JUN | <ul style="list-style-type: none"> – AnimeNext Convention – VIP Grand Opening "The Wheel At Steel Pier" |
| JUL | <ul style="list-style-type: none"> – Sam Hunt AC Beach Concert – 4th of July Fireworks Celebrations – The Chainsmokers AC Beach Concert – Cheat Codes & LAUV AC Beach Concert |
| AUG | <ul style="list-style-type: none"> – Atlantic City Airshow – Red Bull Global Rallycross – Atlantic City Triathlon |
| SEP | <ul style="list-style-type: none"> – Miss America Parade & Pageant – Atlantic City Seafood Festival – In-Water Power Boat Show – Lawn & Garden Show – Ironman 70.3 Atlantic City Triathlon |
| OCT | <ul style="list-style-type: none"> – Atlantic City Marathon – American Finals Rodeo @ Boardwalk Hall – Atlantic City Comedy Festival @ Boardwalk Hall |
| NOV | <ul style="list-style-type: none"> – New Jersey Education Association Convention – New Jersey League of Municipalities – Beer Hall opens as part of the "Orange Loop" |
| DEC | <ul style="list-style-type: none"> – Lynyrd Skynyrd @ Boardwalk Hall – Triple Play Realtors Convention and Trade Show – Atlantic City Christmas Parade |



Polar Bear Plunge



Observation Wheel



Fireworks Celebration



Boardwalk Hall Events (a)



Christmas Parade

(a) Photo Credit: www.njcrcda.com

The Noyes Arts Garage of Stockton University



The Noyes Arts Garage of Stockton University is located at 2200 Fairmont Avenue on the first floor of the Wave Parking Garage. As the cornerstone of the Arts District in Atlantic City, its mission is to promote education, provide resources for emerging artists, and enrich the community. The Arts Garage houses over 15 studios and shops, and visitors are invited to watch the artists at work. Admission is free. For more information, visit www.artsgarageac.com.



KIMBERLY CAMP, *NANA WISDOM*, ACRYLIC ON CANVAS



Top: KOREAN LANTERN EXHIBITION
OPEN-HEARTS IN LIGHTS
Bottom: KRISTA SVALBONAS, *EICHSTATT*



ALAN WILLOUGHBY, *DOUBLE WALL*

ART PROGRAMS



REVENUES, EXPENSES, and DISBURSEMENTS

Page

GAMING REVENUE AND TAXES

Casino Win and Market Share.....	43
Casino Win per Square Foot of Gaming Space.....	43
Slot Machine Win per Machine.....	44
Table Game Win per Table.....	44
Total Casino Win by Game Type.....	45
Slot and Table Game Win as a Percent of Casino Win.....	46
Monthly Total Gaming Revenue by Slot, Table Game, Internet and Sports Wagering Revenue	46
Internet Gaming Win and Market Share.....	47
Monthly Internet Gaming Win by Licensee.....	47
Sports Wagering Revenue and Market Share.....	48
Sports Wagering Revenue Onsite vs. Internet.....	48
Sports Wagering Complete Events—Win Statistics by Sport.....	48
Sports Wagering Tax Revenue.....	48
Total Gaming Revenue.....	49
Gross Revenue Tax Obligation by Type.....	50
Gaming Taxes and Gaming Revenue (3 years).....	50
Change in Financial Reporting Requirements.....	51
Total Net Revenue and Market Share.....	51
Income Statement Revenue by Percentage.....	52

FACILITY STATISTICS

Gaming Space and Number of Units	53
Convention, Meeting and Event Space	53

EMPLOYEMENT

Casino Employment by County.....	54
Casino Industry Employment Statistics (3 years).....	55
Casino Industry Total Employees at Quarter End (3 years).....	55
Casino Key Licensees Employed at Quarter End (3 years).....	55
Casino Industry Salaries and Wages (3 years).....	56

REVENUES, EXPENSES, and DISBURSEMENTS

Page

FOOD & BEVERAGE and HOTEL

Food & Beverage & Retail Outlets Owned vs. Leased.....	56
Food & Beverage & Retail Space by Licensee.....	56
Hotel Occupancy Rates by Casino (3 years).....	57
Hotel Room Statistics.....	57
Number of Occupied Room Nights 2018 and 2017.....	58
Number of Occupied Room Nights by Quarter (3 years).....	58

NON-GAMING REVENUE

Non-Gaming Total Revenue by Licensee 2018 and 2017.....	59
Total Third Party Business Sales 2018 and 2017.....	59

NON-GAMING FEES AND TAXES

Selected Non-Gaming Fees & Taxes (1 year donut and 3 years bar graph).....	60
Selected Non-Gaming Fees & Taxes (monthly line graph).....	61
Casino Industry Parking Space Totals.....	61
Casino Parking Fee Revenue (3 years quarterly).....	62
Casino Parking Fee Revenue 2018 and 2017.....	62
Atlantic City Luxury Tax (3 years quarterly).....	63
Atlantic City Luxury Tax (3 years).....	63
Sales Tax Revenue (3 years quarterly).....	64
Average Sales Tax Revenue Per Business Entity.....	64
Total Sales Tax Revenue and Total Business Entities (3 years).....	64
State Occupancy Fee Revenue (3 years, quarterly).....	65
State Occupancy Fee Revenue (3 years).....	65
Tourism Promotional Fee Revenue (3 years quarterly).....	66
Tourism Promotional Fee Revenue (3 years).....	66

VENDOR BUSINESS

Total Dollar Volume of Vendor Business.....	67
Total Volume of Vendor Business in New Jersey by County.....	67

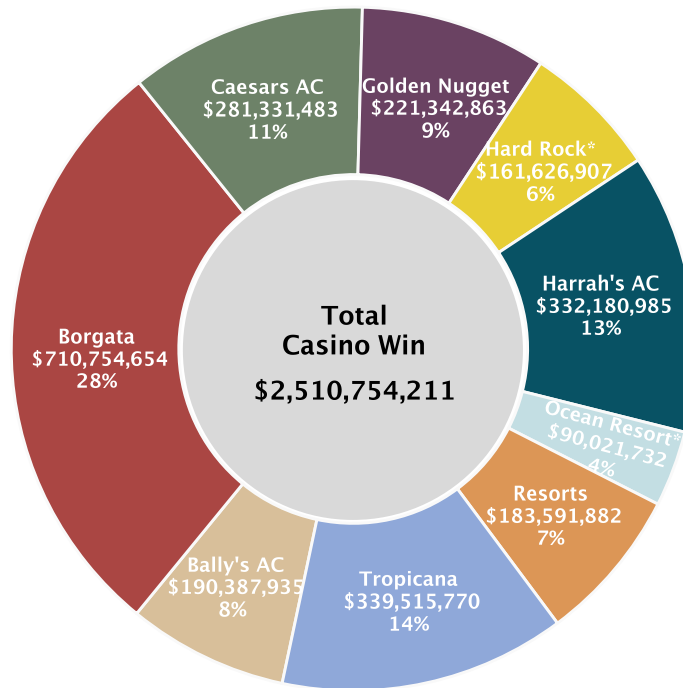
CASINO REVENUE FUND

Funding Sources and Fiscal Year 2018 Deposits.....	68
--	----

CASINO CONTROL FUND

Independent Auditor's Report.....	69
-----------------------------------	----

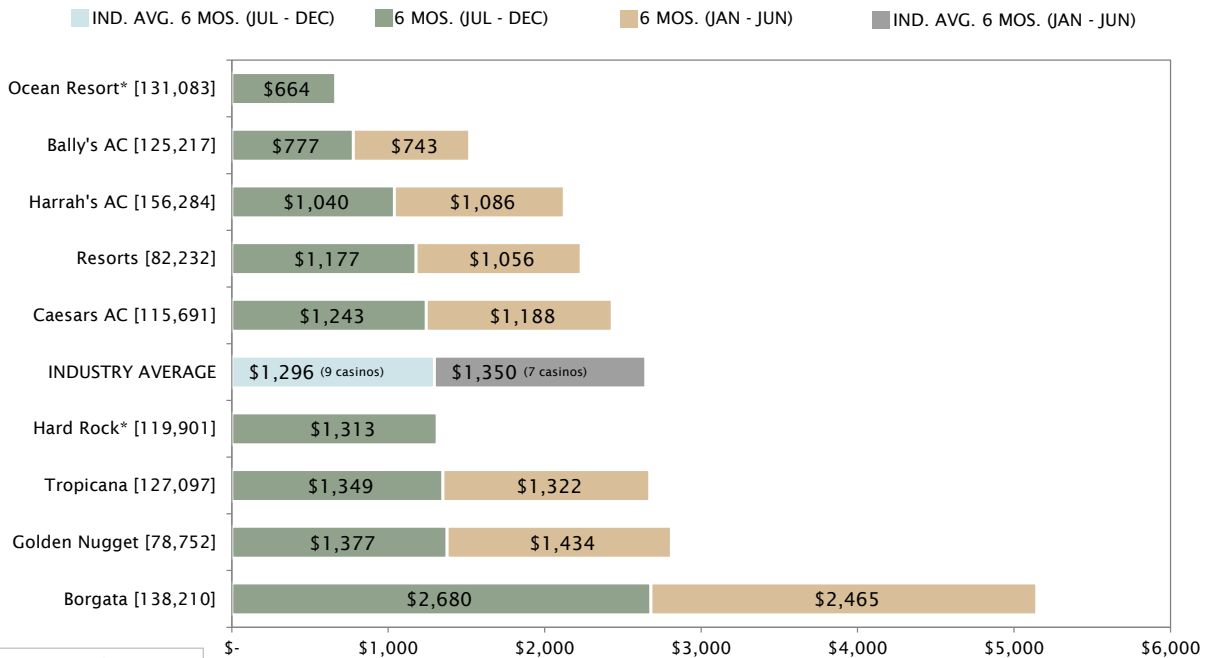
**ATLANTIC CITY CASINO INDUSTRY
CASINO WIN AND MARKET SHARE
FOR THE YEAR ENDED DECEMBER 31, 2018**



* Hard Rock and Ocean Resort opened on 06/27/18.

Source of data: Monthly Gross Revenue Reports Form DGE-101 (as of 01/14/19).

**ATLANTIC CITY CASINO INDUSTRY
CASINO WIN PER SQUARE FOOT OF GAMING SPACE
JANUARY - JUNE 2018 VS. JULY - DECEMBER 2018**



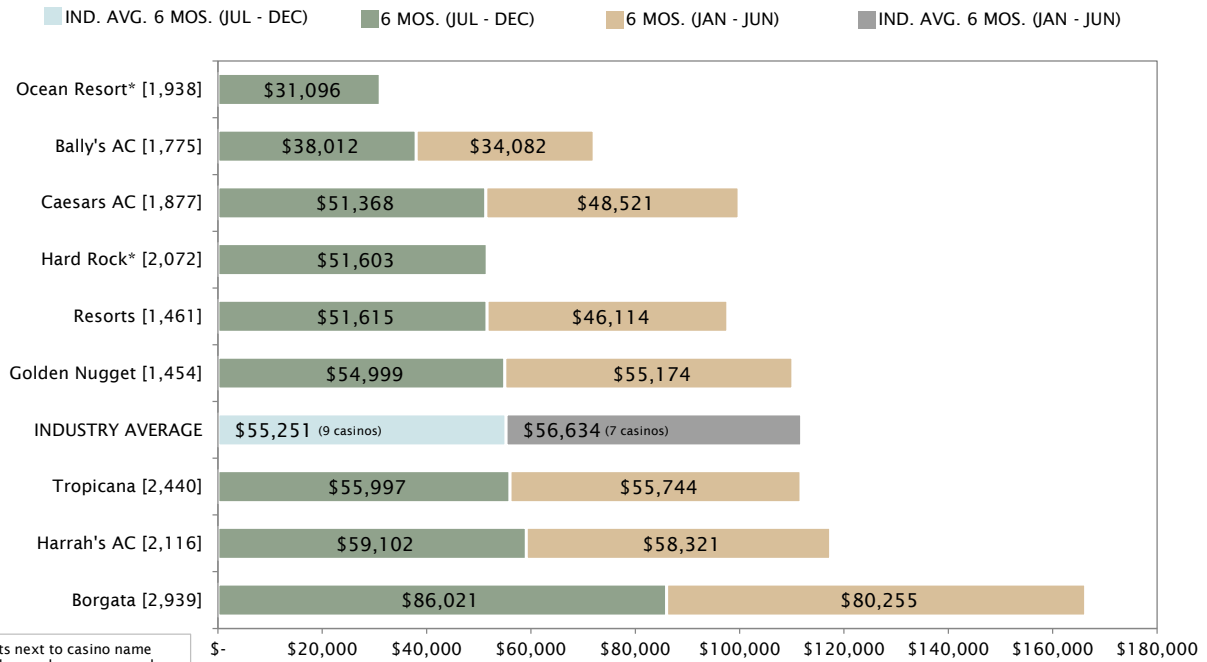
[] Brackets next to casino name indicate the yearly average casino square footage at the property which may vary from 6 mos. averages.

* Hard Rock and Ocean Resort opened on 06/27/18.

Source of data: Monthly Gross Revenue Reports Form DGE-101 (as of 01/14/19).

ATLANTIC CITY CASINO INDUSTRY SLOT MACHINE WIN PER MACHINE

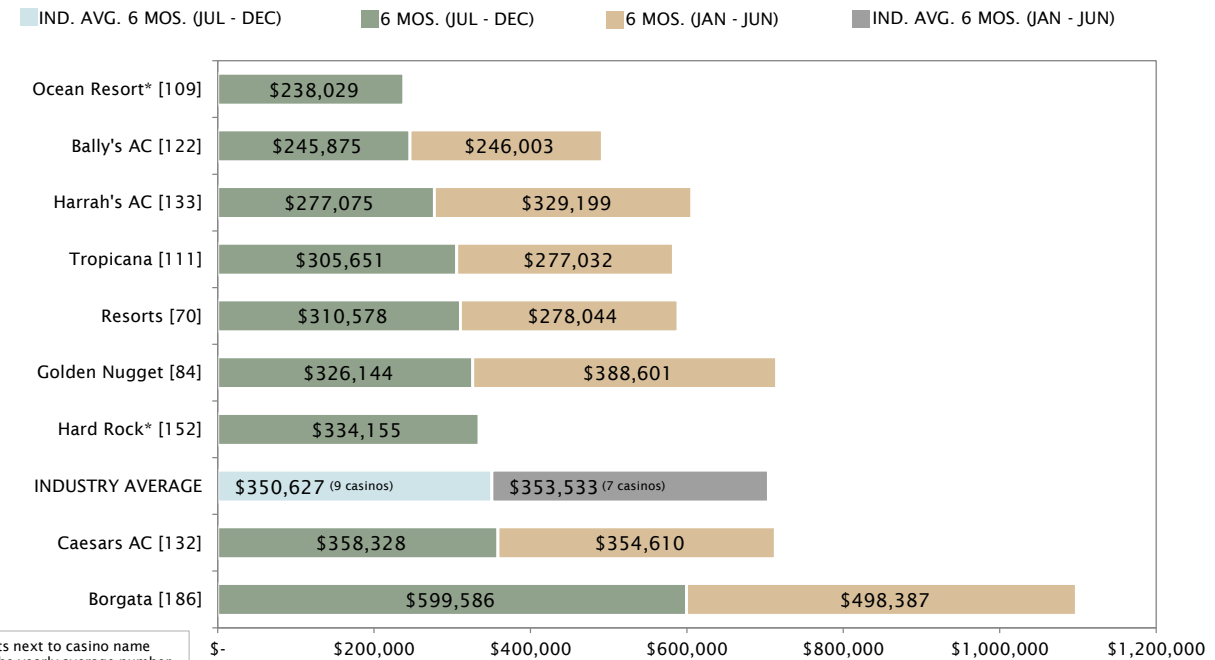
JANUARY - JUNE 2018 VS. JULY - DECEMBER 2018



Source of data: Monthly Gross Revenue Reports Form DGE-101 (as of 01/14/19).

ATLANTIC CITY CASINO INDUSTRY TABLE GAME WIN PER TABLE, EXCLUDING NON-BANKING POKER

JANUARY - JUNE 2018 VS. JULY - DECEMBER 2018



Source of data: Monthly Gross Revenue Reports Form DGE-101 (as of 01/14/19).

ATLANTIC CITY CASINO INDUSTRY TOTAL CASINO WIN

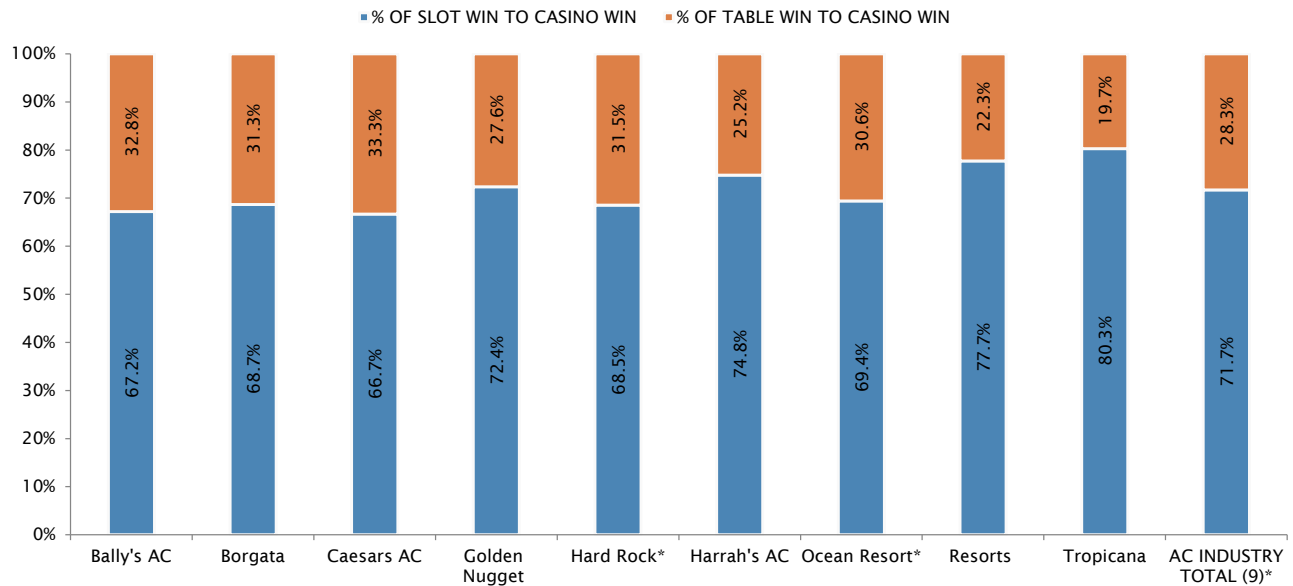
FOR THE YEARS ENDED DECEMBER 31, 2018 AND 2017

	2018*	2017	Growth (Decline)	
			\$	%
Table Games & Other				
Blackjack	\$ 231,366,846	\$ 237,791,815	(6,424,969)	(2.7)
Craps	82,339,375	86,391,488	(4,052,113)	(4.7)
Roulette	82,225,181	71,976,259	10,248,922	14.2
Spanish 21	18,771,116	17,937,195	833,921	4.6
Three Card Poker	43,217,437	44,024,374	(806,937)	(1.8)
Baccarat	1,471,263	3,430,200	(1,958,937)	(57.1)
Mini Baccarat	132,503,191	113,671,839	18,831,352	16.6
Big Six	2,368,803	2,855,167	(486,364)	(17.0)
Keno	172,885	190,718	(17,833)	(9.4)
Let It Ride Poker	13,502,282	14,595,332	(1,093,050)	(7.5)
Pai Gow	8,183,065	6,724,852	1,458,213	21.7
Pai Gow Poker	12,187,017	12,167,760	19,257	0.2
Four Card Poker	14,697,290	15,059,383	(362,093)	(2.4)
Sic Bo	148,325	108,752	39,573	36.4
Caribbean Stud Poker	2,098,338	1,574,566	523,772	33.3
Casino War	1,063,131	1,547,979	(484,848)	(31.3)
Double Attack Blackjack	1,142,316	1,398,933	(256,617)	(18.3)
Texas Hold'em Bonus Poker	3,468,687	3,283,501	185,186	5.6
Flop Poker	2,093,723	2,156,544	(62,821)	(2.9)
Ultimate Texas Hold'em	3,167,849	3,606,353	(438,504)	(12.2)
Asia Poker	2,536,247	2,424,016	112,231	4.6
Mississippi Stud	5,853,579	6,140,191	(286,612)	(4.7)
Criss Cross Poker	6,494,464	5,578,152	916,312	16.4
High Card Flush	5,094,451	5,710,548	(616,097)	(10.8)
Heads Up Hold'em	2,578,681	3,266,707	(688,026)	(21.1)
Football Kings	0	(4,138)	N/A	N/A
Electronic Table Games	2,656,602	11,784	2,644,818	22,444.1
Poker	28,456,270	30,097,898	(1,641,628)	(5.5)
Tournament Table Games & Other	1,100	16,760	(15,660)	(93.4)
Total Table Games & Other	\$ 709,859,514	\$ 693,734,928	16,124,586	2.3%
Slot Machines				
.01 and .02 Slot Machines	939,463,828	903,594,838	35,868,990	4.0
.05 Slot Machines	38,152,530	45,285,958	(7,133,428)	(15.8)
.25 Slot Machines	111,341,741	120,820,274	(9,478,533)	(7.8)
.50 Slot Machines	17,343,514	21,206,238	(3,862,724)	(18.2)
1.00 Slot Machines	178,252,124	175,596,045	2,656,079	1.5
5.00 Slot Machines	51,665,160	54,276,420	(2,611,260)	(4.8)
25.00 Slot Machines	13,481,939	16,244,011	(2,762,072)	(17.0)
100.00 Slot Machines	14,696,189	14,910,837	(214,648)	(1.4)
Multi-Denominational Machines	412,581,084	344,755,228	67,825,856	19.7
Other Slot Machines	23,916,588	22,982,835	933,753	4.1
Total Slot Machines	\$ 1,800,894,697	\$ 1,719,672,684	81,222,013	4.7
GRAND TOTAL	\$ 2,510,754,211	\$ 2,413,407,612	97,346,599	4.0

*Hard Rock and Ocean Resort opened on 06/27/18.

Source of data: Monthly Gross Revenue Reports Forms DGE-101

ATLANTIC CITY CASINO INDUSTRY SLOT AND TABLE GAME WIN AS A PERCENT OF CASINO WIN (INCLUDES KENO AND NON-BANKING POKER) FOR THE YEAR ENDED DECEMBER 31, 2018

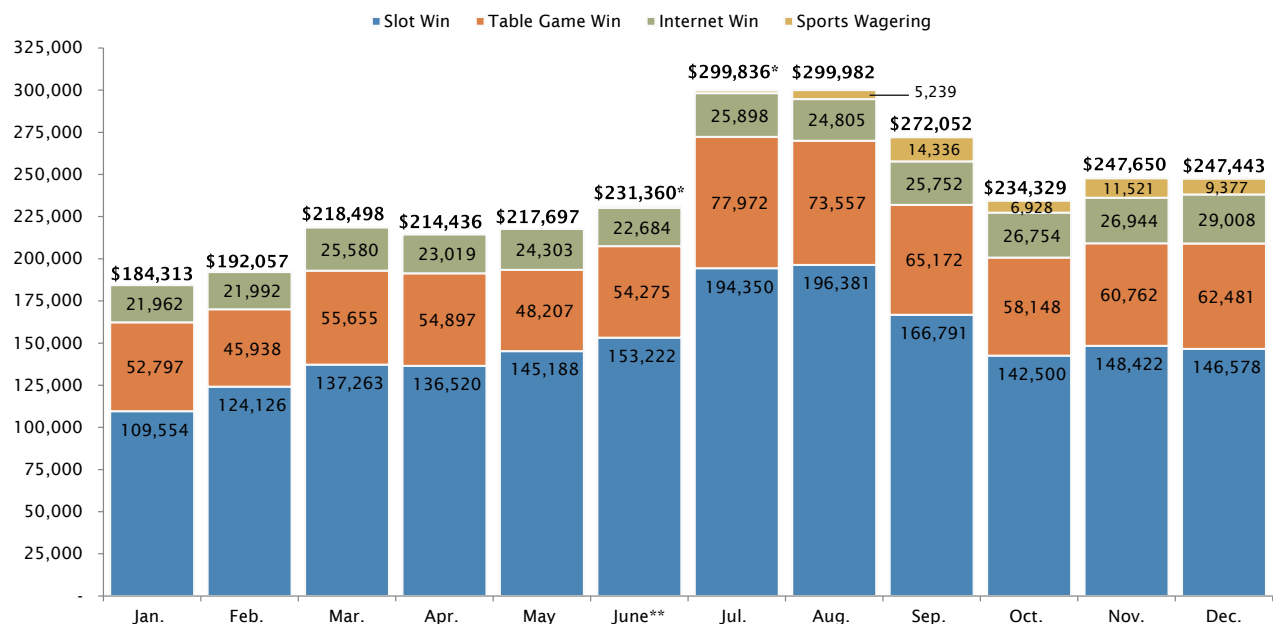


Industry Percentages: Table Game Win Percentage: 16.6% (9 casinos); 17.5% (7 casinos)
Slot Machine Win Percentage: 8.8% (9 casinos); 8.8% (7 casinos)

* Hard Rock and Ocean Resort opened on 06/27/18. AC Industry (7): 72% Slot Machines and 28% Table Games.

Source of data: Monthly Gross Revenue Reports Form DGE-101 (as of 01/14/19).

ATLANTIC CITY CASINO INDUSTRY MONTHLY TOTAL GAMING REVENUE BY SLOT, TABLE GAME, INTERNET, AND SPORTS WAGERING FOR THE YEAR ENDED DECEMBER 31, 2018 (\$ IN THOUSANDS)



Note: Casinos with Internet gaming and number of sites: CIE/Caesars (6); Borgata (10); Golden Nugget (4); Tropicana (2); Resorts Digital/Resorts (4); Hard Rock (1) and Ocean Resort (1). Casinos with Sports Wagering: Borgata (06/14/18); Ocean Resort (06/28/18); Bally's AC (07/30/18); Harrah's AC (08/01/18); Golden Nugget (08/15/18); Resorts Digital (08/06/18); Resorts (08/15/18); and Tropicana (10/25/18).

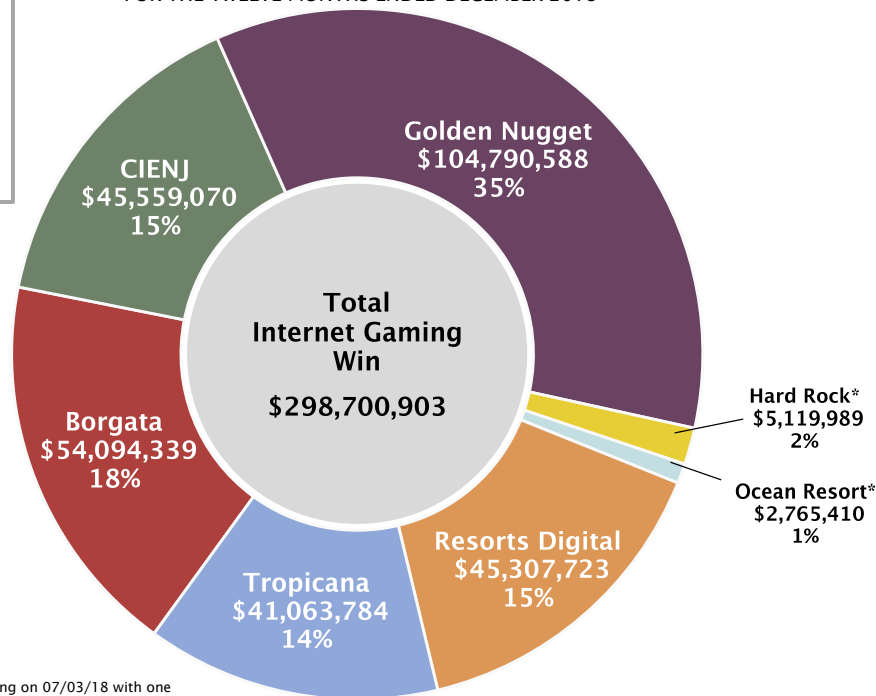
*Figure includes Sports Wagering Revenue of \$1,179,502 for June and \$1,617,384 for July.

**Hard Rock and Ocean Resort opened on 06/27/18.

Source of data: Monthly Gross Revenue Reports Forms DGE-101, DGE-105 and DGE-107.
Totals may not foot due to rounding.

**ATLANTIC CITY CASINO INDUSTRY
INTERNET GAMING WIN AND MARKET SHARE, EXCLUDING INTERNET
SPORTS WAGERING
FOR THE TWELVE MONTHS ENDED DECEMBER 2018**

In 2018, **Internet Gaming Win** increased **\$53.1 million** or **21.6%** from 2017. At year end, a total of **28 Internet sites** were authorized for online gaming.



*Hard Rock commenced full Internet gaming on 07/03/18 with one authorized site. Ocean Resort commenced full Internet gaming on 07/15/18 with one authorized site.

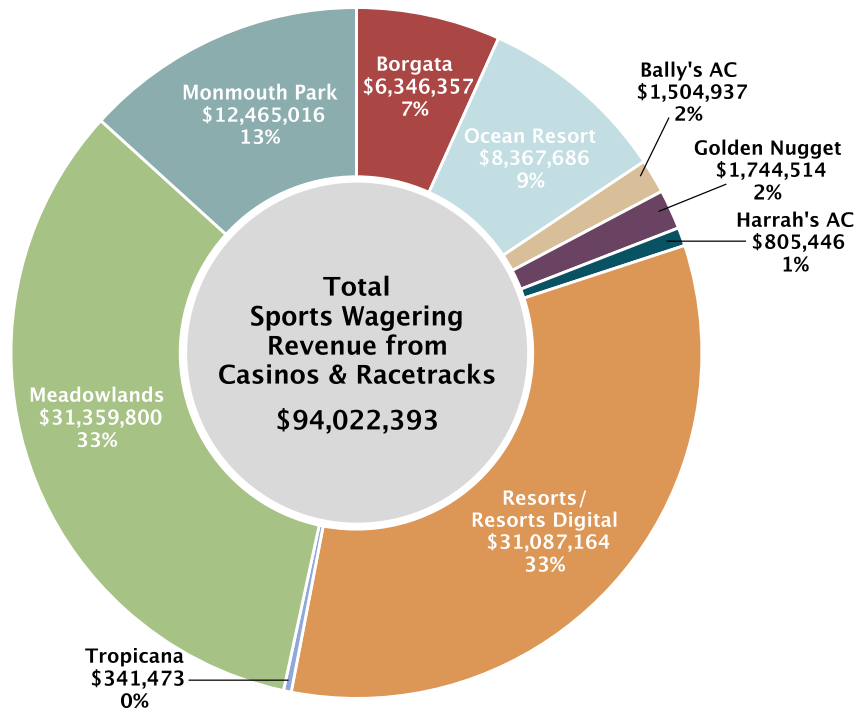
Source of data: DGE Monthly Press Release and Statistical Summaries (as of 01/14/19).

**MONTHLY INTERNET GAMING WIN BY LICENSEE, EXCLUDING INTERNET SPORTS WAGERING
FOR THE YEAR ENDED DECEMBER 31, 2018**

	Borgata	Caesars Interactive Entertainment	Golden Nugget	Hard Rock	Ocean Resort	Resorts Digital	Tropicana	
Jan.	\$4,153,533	\$3,352,116	\$7,299,815			\$3,887,345	\$3,269,530	\$21,962,339
Feb.	\$3,792,013	\$3,192,267	\$7,885,648			\$3,775,736	\$3,346,460	\$21,992,124
Mar.	\$4,583,234	\$4,412,034	\$8,655,240			\$4,234,904	\$3,694,798	\$25,580,210
Apr.	\$4,591,300	\$3,508,821	\$8,133,024			\$3,612,726	\$3,172,891	\$23,018,762
May	\$4,581,370	\$4,091,429	\$8,600,364			\$3,627,312	\$3,402,146	\$24,302,621
Jun.	\$4,030,295	\$3,312,332	\$8,369,746	\$5,569		\$3,357,002	\$3,609,150	\$22,684,094
Jul.	\$4,931,403	\$3,767,078	\$9,328,814	\$329,650	\$249,805	\$3,940,407	\$3,350,360	\$25,897,517
Aug.	\$4,655,466	\$3,487,965	\$8,172,508	\$481,803	\$385,802	\$4,027,035	\$3,593,979	\$24,804,558
Sep.	\$4,563,548	\$4,159,530	\$9,284,127	\$648,801	\$323,906	\$3,429,781	\$3,342,768	\$25,752,461
Oct.	\$4,364,770	\$3,908,154	\$9,674,550	\$1,016,822	\$595,293	\$3,488,800	\$3,705,489	\$26,753,878
Nov.	\$4,795,354	\$3,926,834	\$9,208,190	\$1,314,597	\$731,887	\$3,573,027	\$3,394,184	\$26,944,073
Dec.	\$5,052,051	\$4,440,510	\$10,178,563	\$1,322,747	\$478,717	\$4,353,648	\$3,182,029	\$29,008,265

Source of data: DGE Monthly Press Releases and Statistical Summaries (as of 01/14/19).

NEW JERSEY – CASINOS AND RACETRACKS
SPORTS WAGERING REVENUE AND MARKET SHARE
 FOR THE PERIOD JUNE 14, 2018 TO DECEMBER 31, 2018



NEW JERSEY CASINOS AND RACETRACKS
 FOR THE PERIOD JUNE 14, 2018 TO DECEMBER 31, 2018

SPORTS WAGERING REVENUE
ONSITE VS. INTERNET

COMPLETED EVENTS—WIN STATISTICS
BY SPORT

	ONSITE	INTERNET
Bally's AC	\$ 976,177	\$ 528,760
Borgata	5,937,093	409,264
Caesars AC	-	-
Golden Nugget	870,714	873,800
Hard Rock	-	-
Harrah's AC	805,446	-
Ocean Resort	5,730,008	2,637,678
Resorts/Resorts Digital	657,500	30,429,664
Tropicana	341,473	-
TOTAL FOR CASINOS	\$ 15,318,411	\$ 34,879,166
Meadowlands	\$ 16,108,571	\$ 15,251,229
Monmouth Park	\$ 8,967,977	\$ 3,497,039
INDUSTRY TOTALS	\$ 40,394,959	\$ 53,627,434

CATEGORY	COMPLETED EVENTS GROSS REVENUE	COMPLETED EVENTS HANDLE	WIN %
Football	\$ 22,255,025	\$ 501,037,729	4.4%
Basketball	10,433,390	191,516,801	5.4%
Baseball	4,614,701	157,747,457	2.9%
Parlay	22,539,991	203,025,209	11.1%
Other	12,235,989	183,959,397	6.7%
TOTALS	\$ 72,079,096	\$ 1,237,286,593	5.8%

NEW JERSEY
SPORTS WAGERING TAX REVENUE
 FOR THE PERIOD JUNE 14, 2018 TO DECEMBER 31, 2018

Casinos: \$5,834,548
Racetracks: \$4,586,330
TOTAL: \$10,420,878

Source of data: DGE Monthly Press Release and Statistical Summaries and Monthly Gross Revenue Reports Form DGE-107 (as of 01/14/19).

ATLANTIC CITY CASINO INDUSTRY TOTAL GAMING REVENUE

FOR THE YEARS ENDED DECEMBER 31, 2018 AND 2017

		Casino Win	Internet Gaming Win*	Sports Wagering Revenue**	Total Gaming Revenue
Bally's AC	2018	\$ 190,387,935	-	\$ 1,504,937	\$ 191,892,872
	2017	211,024,548	-	-	211,024,548
	(+/-)	-9.8%	-	-	-9.1%
Borgata	2018	710,754,654	54,094,339	6,346,357	771,195,350
	2017	755,095,858	48,538,044	-	803,633,902
	(+/-)	-5.9%	11.4%	-	-4.0%
Caesars AC	2018	281,331,483	-	-	281,331,483
	2017	325,061,407	-	-	325,061,407
	(+/-)	-13.5%	-	-	-13.5%
CIENJ	2018	-	45,559,070	-	45,559,070
	2017	-	43,001,527	-	43,001,527
	(+/-)	-	5.9%	-	5.9%
Golden Nugget	2018	221,342,863	104,790,588	1,744,514	327,877,965
	2017	219,676,675	68,568,498	-	288,245,173
	(+/-)	0.8%	52.8%	-	13.7%
Hard Rock (a)	2018	161,626,907	5,119,989	-	166,746,896
	2017	-	-	-	-
	(+/-)	-	-	-	-
Harrah's AC	2018	332,180,985	-	805,446	332,986,431
	2017	363,705,437	-	-	363,705,437
	(+/-)	-8.7%	-	-	-8.4%
Ocean Resort (a)	2018	90,021,732	2,765,410	8,367,686	101,154,828
	2017	-	-	-	-
	(+/-)	-	-	-	-
Resorts	2018	183,591,882	-	657,500	184,249,382
	2017	190,508,308	-	-	190,508,308
	(+/-)	-3.6%	-	-	-3.3%
Resorts Digital	2018	-	45,307,723	30,429,664	75,737,387
	2017	-	42,947,491	-	42,947,491
	(+/-)	-	5.5%	-	76.3%
Tropicana	2018	339,515,770	41,063,784	341,473	380,921,027
	2017	348,335,379	42,550,422	-	390,885,801
	(+/-)	-2.5%	-3.5%	-	-2.5%
INDUSTRY TOTALS	2018	\$ 2,510,754,211	\$ 298,700,903	\$ 50,197,577	\$ 2,859,652,691
	2017	\$ 2,413,407,612	\$ 245,605,982	-	\$ 2,659,013,594
	(+/-)	4.0%	21.6%	-	7.5%

* Excluding Sports Wagering.

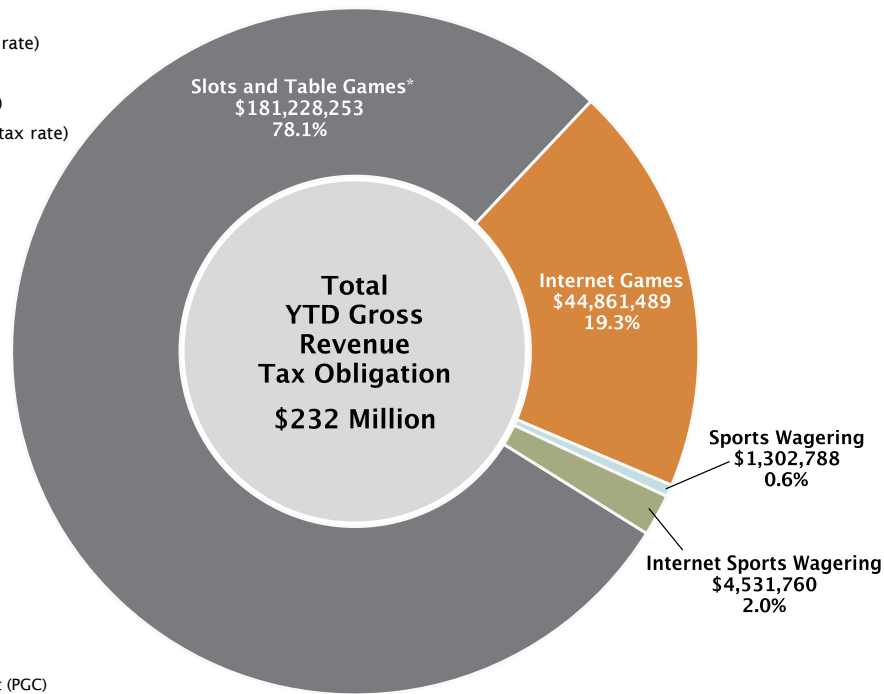
** Sports Wagering Revenue is not win. Sports Wagering commenced on 06/14/18. Does not include revenue from racetracks.

(a) Hard Rock and Ocean Resort opened on 06/27/18.

Source of data: Monthly Gross Revenue Reports Form DGE-101, Monthly Internet Gross Revenue Report Form DGE-105 and Monthly Gross Sports Wagering Revenue Reports Form DGE-107 (as of 01/14/19).

**TOTAL GROSS REVENUE TAX OBLIGATION
FOR THE CASINO REVENUE FUND
FOR THE TWELVE MONTHS ENDED DECEMBER 2018**

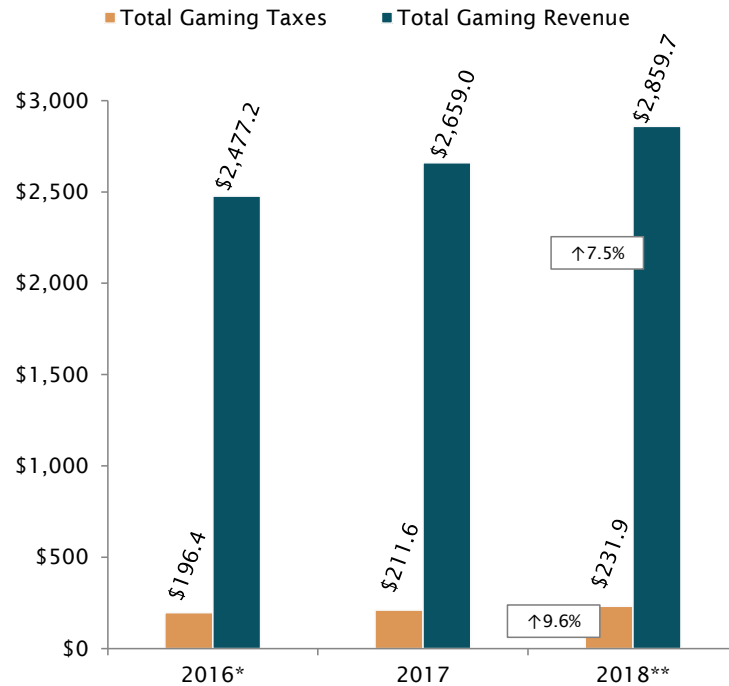
- Slots and Table Games (8% tax rate)
- Internet Games (15% tax rate)
- Sports Wagering (8.5% tax rate)
- Internet Sports Wagering (13% tax rate)



* Reflects Promotional Gaming Credit (PGC) Deduction for PGC's wagered on slot machines and the Internet.

Source of data: Monthly Gross Revenue Reports Form DGE-101, Monthly Internet Gross Revenue Reports Form DGE-105 and Monthly Sports Wagering Tax Return Form DGE-107 (as of 01/14/19).

**ATLANTIC CITY CASINO INDUSTRY
GAMING TAXES AND REVENUE
FOR THE THREE YEARS ENDED DECEMBER 31, 2018
(\$ IN MILLIONS)**



* Taj Mahal closed on 10/10/16 and is excluded.

** Sports Wagering commenced on 06/14/18. Hard Rock and Ocean Resort opened on 06/27/18. Total excludes racetracks.

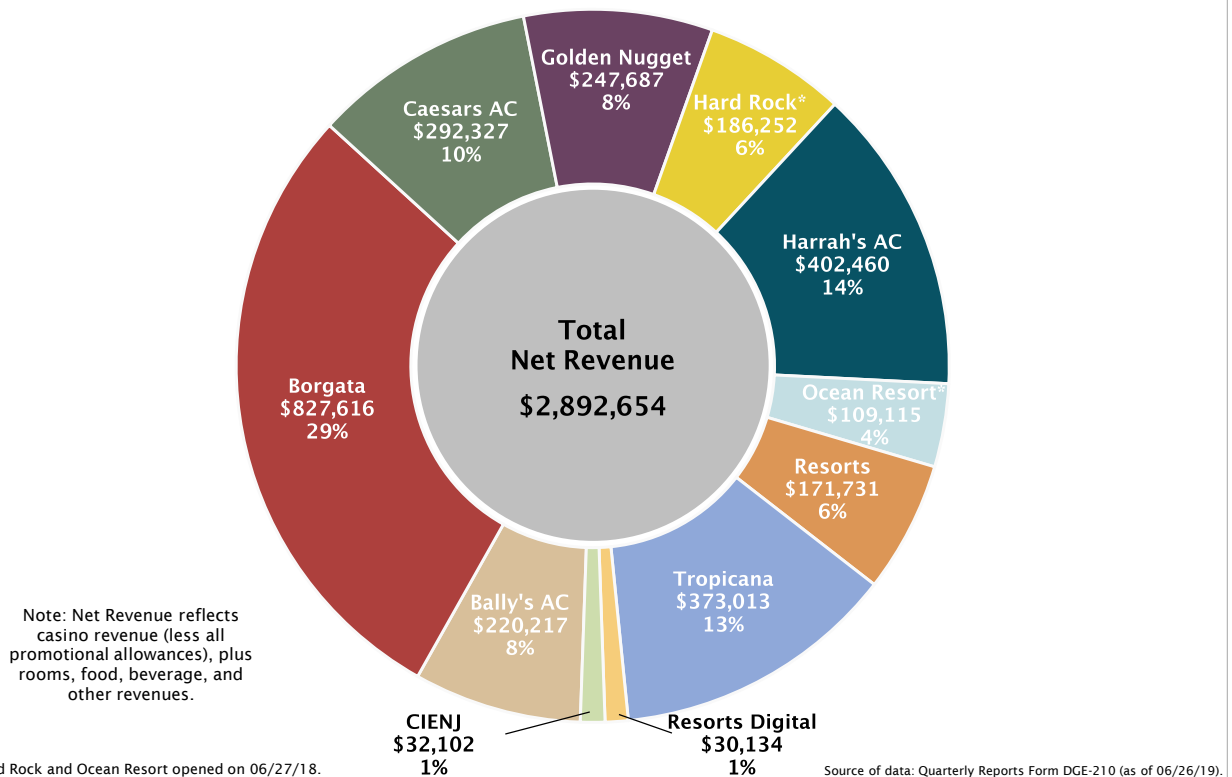
Source of data: Monthly Gross Revenue Reports, Internet Gross Revenue Reports, and Sports Wagering Revenue Reports Form DGE-101, DGE-105, and DGE-107 (as of 01/14/19).

CHANGE IN FINANCIAL REPORTING REQUIREMENTS

Effective January 1, 2018

The Financial Accounting Standards Board and International Accounting Standards Board have updated standards, including ASC 606: "Revenue from Contracts with Customers," that impact the information recorded on a casino licensee's Statements of Income. The new standard primarily affects the presentation of promotional allowances and how a casino licensee accounts for the liability associated with its customer loyalty programs. As a result, the "Total Revenue" and "Promotional Allowances" lines have been removed from Statements of Income DGE Forms-210 and 215, and the majority of promotional allowances now offset Casino Revenue. The new standards have also resulted in certain adjustments and other reclassifications between revenue categories and expense categories. While the new standards reduce the amount of revenue recorded in the casino category, there is no substantial effect on total Net Revenues. Note that 2017 Statement of Income figures reflected in last year's report have been updated herein to conform with the new reporting requirements.

ATLANTIC CITY CASINO INDUSTRY NET REVENUE AND MARKET SHARE FOR THE YEAR ENDED DECEMBER 31, 2018 (*\$ IN THOUSANDS*)



The industry reported another year of revenue growth, as **Net Revenue** was up 7.4% from 2017.

ATLANTIC CITY CASINO INDUSTRY INCOME STATEMENT REVENUE BY PERCENTAGE

FOR THE YEAR ENDED DECEMBER 31, 2018

(ALL \$ FIGURES IN THOUSANDS)

	Bally's AC		Borgata		Caesars AC		Caesars Interactive Entertainment NJ	
	Revenue	% of Net Revenue	Revenue	% of Net Revenue	Revenue	% of Net Revenue	Revenue	% of Net Revenue
Casino (a)	\$ 121,454	55.2%	\$ 451,300	54.5%	\$ 169,956	58.1%	\$ 30,718	95.7%
Rooms	40,615	18.4%	153,812	18.6%	50,080	17.1%	-	0.0%
Food and Beverage (b)	47,850	21.7%	160,630	19.4%	55,476	19.0%	-	0.0%
Other (c)	10,298	4.7%	61,874	7.5%	16,815	5.8%	1,384	4.3%
NET REVENUE	\$ 220,217	100%	\$ 827,616	100%	\$ 292,327	100%	\$ 32,102	100%
TOTAL PROMOTIONAL ALLOWANCES (d)	\$68,908		\$316,323		\$113,809		\$0	

	Golden Nugget		Hard Rock (opened 6/27/18)		Harrah's AC		Ocean Resort (opened 6/27/18)	
	Revenue	% of Net Revenue	Revenue	% of Net Revenue	Revenue	% of Net Revenue	Revenue	% of Net Revenue
Casino	\$ 182,854	73.8%	\$ 61,010	32.7%	\$ 201,314	50.0%	\$ 44,856	41.1%
Rooms	16,371	6.6%	36,288	19.5%	89,481	22.2%	28,612	26.2%
Food and Beverage (b)	29,107	11.8%	47,064	25.3%	85,472	21.3%	31,755	29.1%
Other (c)	19,355	7.8%	41,890	22.5%	26,193	6.5%	3,892	3.6%
NET REVENUE	\$ 247,687	100%	\$ 186,252	100%	\$ 402,460	100%	\$ 109,115	100%
TOTAL PROMOTIONAL ALLOWANCES (d)	\$85,832		\$84,424		\$130,111		\$48,613	

	Resorts		Resorts Digital Gaming		Tropicana		INDUSTRY TOTALS	
	Revenue	% of Net Revenue	Revenue	% of Net Revenue	Revenue	% of Net Revenue	Revenue	% of Net Revenue
Casino	\$ 117,610	68.5%	\$ 29,333	97.3%	\$ 221,583	59.4%	\$ 1,631,988	56.5%
Rooms	27,029	15.7%	-	0.0%	93,970	25.2%	536,258	18.5%
Food and Beverage (b)	18,736	10.9%	-	0.0%	38,690	10.4%	514,780	17.8%
Other (c)	8,356	4.9%	801	2.7%	18,770	5.0%	209,628	7.2%
NET REVENUE	\$ 171,731	100%	\$ 30,134	100%	\$ 373,013	100%	\$ 2,892,654	100%
TOTAL PROMOTIONAL ALLOWANCES (d)	\$63,456		\$6,689		\$137,021		\$1,055,186	

(a) Casino Revenue includes revenues generated from casino gaming and casino related activities including poker, Internet, sports wagering and tournaments, less promotional allowances. Presentation of this page has been modified to conform to new financial reporting requirements. See page 51 for more details. Sports wagering commenced on 06/14/18.

(b) Food & Beverage Revenue for casino owned outlets only.

(c) Other Revenue reflects concert and show tickets, casino-owned spa revenue, casino-owned retail sales, rental income, and other miscellaneous revenue sources.

(d) Promotional allowances are complimentary given away free in the normal course of the licensee's business.

Promotional expenses are complimentary not offered for sale to patrons in the normal course of a licensee's business. In 2018, promotional expenses totaled **\$119.4 Million**.

ATLANTIC CITY CASINO FACILITY STATISTICS

	TABLE AND OTHER GAMES	POKER	SLOT MACHINES	TOTAL GAMING SPACE (sq ft)
Bally's AC	122	42	1,776	127,247
Borgata (a)	183	77	2,825	160,391
Caesars AC	131	0	1,894	115,924
Golden Nugget	81	9	1,460	78,464
Hard Rock	152	0	2,068	119,901
Harrah's AC	133	37	2,101	156,284
Ocean Resort	117	8	1,934	131,083
Resorts	68	0	1,425	79,009
Tropicana	107	18	2,464	127,866
INDUSTRY TOTALS	1,094	191	17,947	1,096,169

(a) Only casino with Simulcasting. Total gaming space includes 23,620 sq ft simulcast facility.

Source of data: December 2018 Monthly Gross Revenue Reports Form DGE-101.

ATLANTIC CITY CONVENTION, MEETING & EVENT SPACE

	TOTAL MEETING SPACE (sq ft)*	NUMBER OF MEETING ROOMS	LARGEST MEETING ROOM (sq ft)	NUMBER OF SLEEPING ROOMS
Bally's AC	80,000	28	14,432	1,214
Borgata/The Water Club	106,000	53	29,398	2,767
Caesars AC	28,000	15	17,135	1,141
Golden Nugget	52,000	23	16,920	717
Hard Rock	150,000	28	63,000	1,971
Harrah's AC (Waterfront Center)	125,000	63	49,447	2,587
Ocean Resort	187,100	23	67,702	1,399
Resorts	65,000	24	13,000	942
Tropicana (Chelsea)	127,600	55	20,000	2,366
INDUSTRY TOTALS	920,700	312	-	15,104

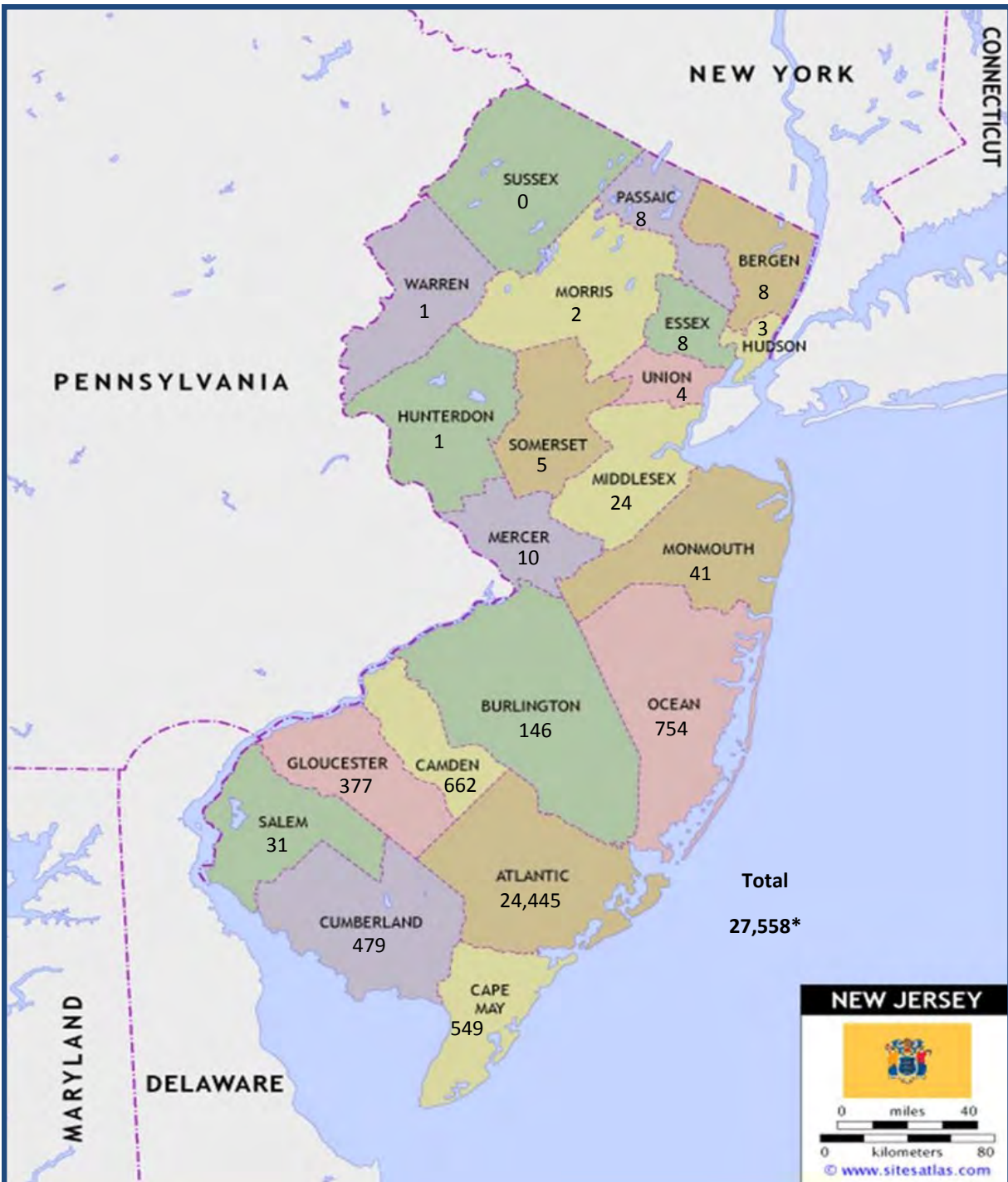
*Figures may include pre-function space, outdoor function space, or both. Lawn space not included.

NON-HOTEL SPACE				
Convention Center	595,700	50	486,600	-
Boardwalk Hall (a)	25,000	6	23,100	-
One Atlantic	16,355	5	6,789	-
TOTALS	637,055	61	-	-
GRAND TOTALS	1,557,755	373	-	15,104

(a) Does not include 141,000 sq ft main arena.

ATLANTIC CITY CASINO LICENSEES EMPLOYMENT BY COUNTY

FOR THE YEAR ENDED DECEMBER 31, 2018



*Margin of error for total casino hotel employees reported is 1.3%. Map used with permission.

Source of data: DGE Zip Code Report by Casino.

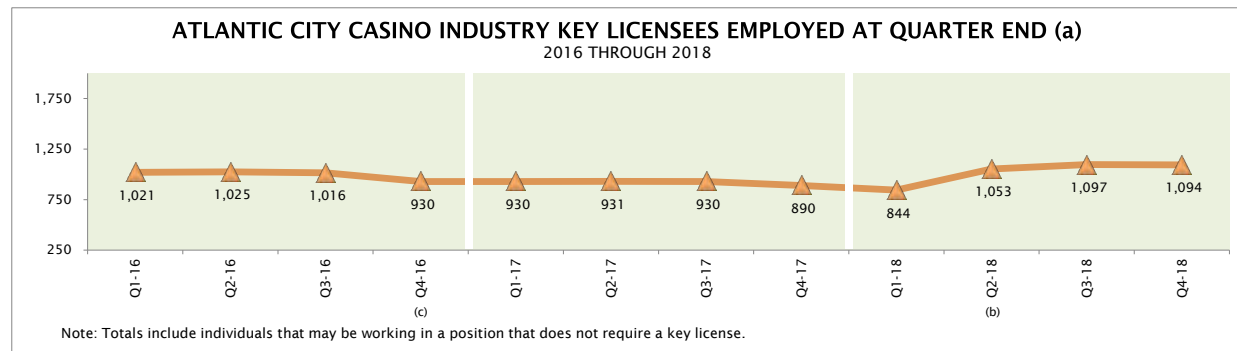
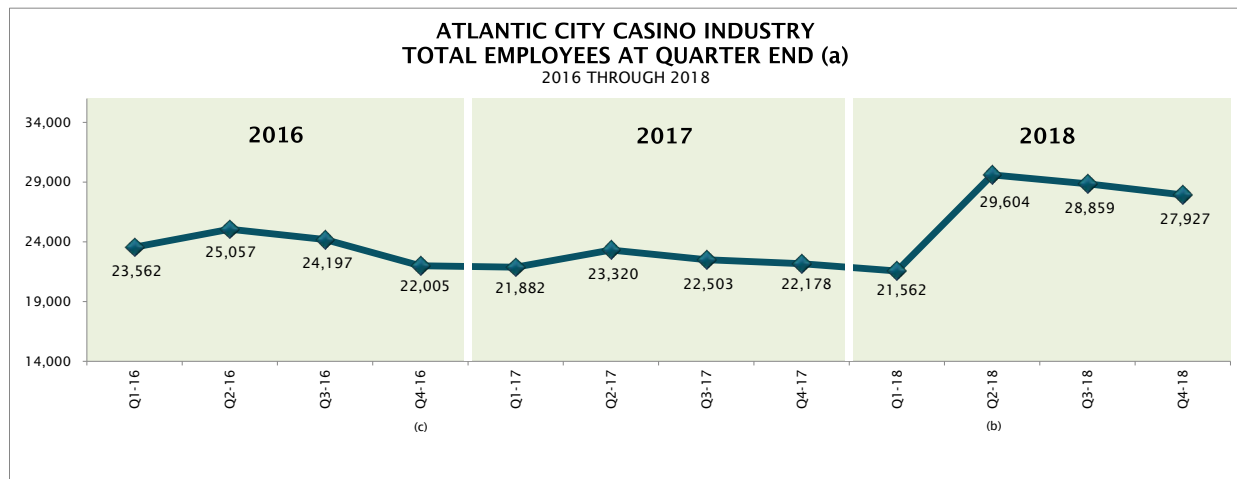
ATLANTIC CITY CASINO INDUSTRY EMPLOYMENT STATISTICS (a)

FOR THE THREE YEARS ENDED DECEMBER 31, 2018

Casinos	2018	2017	2016
Bally's AC	2,298	2,445	2,486
Borgata	5,620	5,808	5,763
Caesars AC †	2,649	2,924	2,952
Golden Nugget	2,199	2,202	2,200
Hard Rock (b)	3,750	—	—
Harrah's AC	3,294	3,564	3,426
Ocean Resort (b)	3,177	—	—
Resorts †	1,870	2,040	2,047
Tropicana	3,070	3,195	2,951
Taj Mahal (closed 10/10/16)	—	—	180
INDUSTRY TOTALS	*27,927	22,178	22,005

*21,006 (75.2%) are full time employees, 2,964 (10.6%) are part time employees, and 3,957 (14.2%) are considered other employees. Year-end employment increased 26% and key licensees increased 23%.

† Caesars figures include Caesars Interactive Entertainment (CIENJ) and Caesars Enterprise Services (CES) and Resorts figures include Resorts Digital.



(a) Totals exclude employees not directly employed by the licensee such as employees of leased outlets, technical providers and racetracks.

(b) Hard Rock and Ocean Resort opened on 06/27/18.

(c) Taj Mahal closed on 10/10/16.

ATLANTIC CITY CASINO INDUSTRY SALARIES AND WAGES

FOR THE THREE YEARS ENDED DECEMBER 31, 2018
(\$ IN THOUSANDS)

Casinos	2018	2017	2016
Bally's AC (a)	\$ 62,255	\$ 65,162	\$ 66,119
Borgata	149,702	147,342	148,052
Caesars AC (a)	64,847	67,947	69,014
Golden Nugget	70,400	71,244	66,430
Hard Rock	55,897	—	—
Harrah's AC (a)	82,971	83,639	86,237
Ocean Resort	46,263	—	—
Resorts/Resorts Digital Gaming	48,978	48,594	46,175
Tropicana	77,846	79,729	75,267
Taj Mahal (closed 10/10/16)	—	—	43,437
INDUSTRY TOTALS (b)	\$ 659,159	\$ 563,657	\$ 600,731

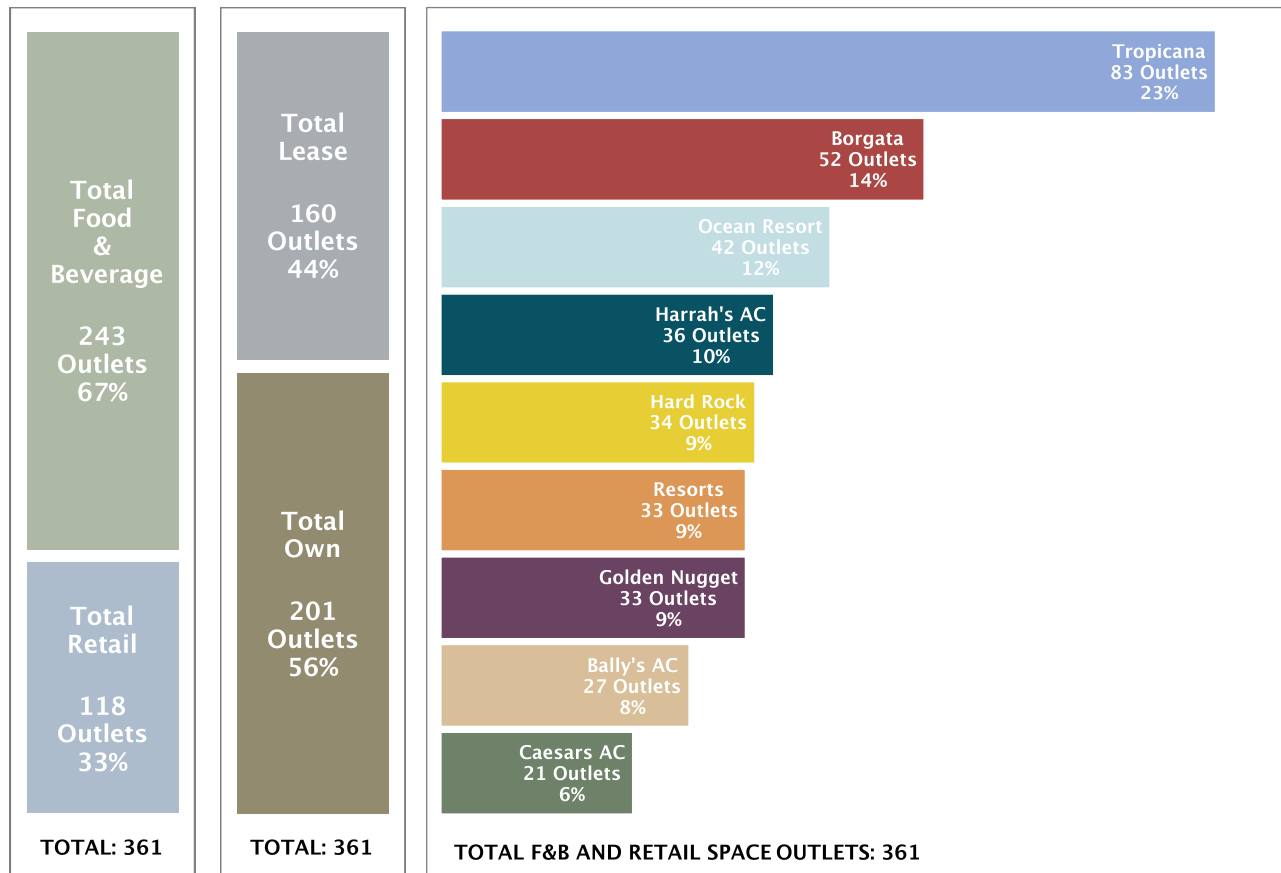
(a) Totals exclude employees of Caesars Interactive Entertainment and Caesars Enterprise Services.

(b) Totals exclude employees not directly employed by the licensee such as employees of leased outlets, technical providers and racetracks.

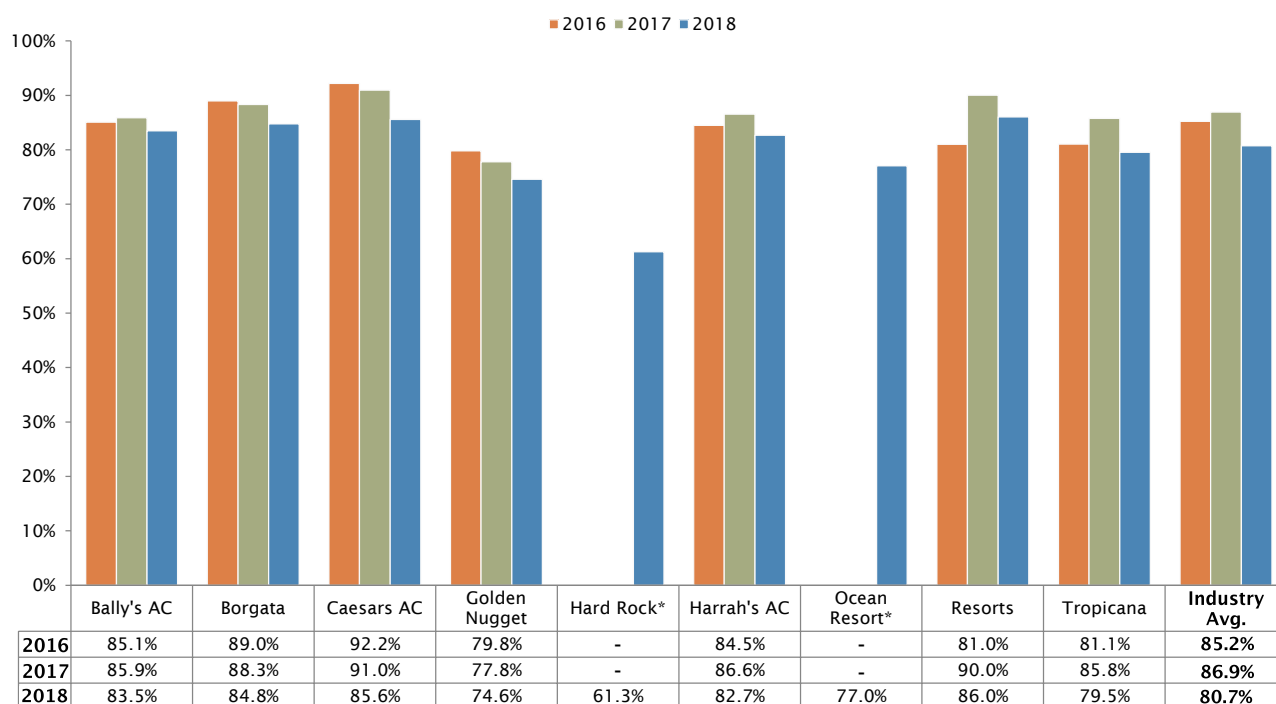
Source of data: Form DGE-370.

ATLANTIC CITY CASINOS – FOOD & BEVERAGE AND RETAIL OUTLETS TOTAL NUMBER AND MARKET SHARE (OWNED & LEASED)

INFORMATION AS OF DECEMBER 2018



ATLANTIC CITY CASINO INDUSTRY HOTEL OCCUPANCY RATES 2016-2018 YEARLY AVERAGES BY CASINO



*Hard Rock and Ocean Resort opened on 06/27/18.

Source of data: DGE Quarterly Press Releases and Statistical Summaries.

ATLANTIC CITY CASINO INDUSTRY HOTEL ROOM STATISTICS FOR THE YEAR ENDED DECEMBER 31, 2018

	Bally's AC	Borgata	Caesars AC	Golden Nugget	Hard Rock (b)	Harrah's AC	Ocean Resort (b)	Resorts	Tropicana	Industry Total
# of Hotel Rooms (a)	1,214	2,767	1,141	717	1,971	2,587	1,399	942	2,366	15,104
# of Available Room Nights	452,932	1,009,955	416,157	261,462	368,577	892,237	261,129	334,740	842,564	4,839,753
Average Rate per Occupied Room	\$107	\$180	\$141	\$84	\$161	\$121	\$142	\$91	\$140	\$137

(a) Number of guest rooms at end of year.

(b) Hard Rock and Ocean Resort opened on 06/27/18.

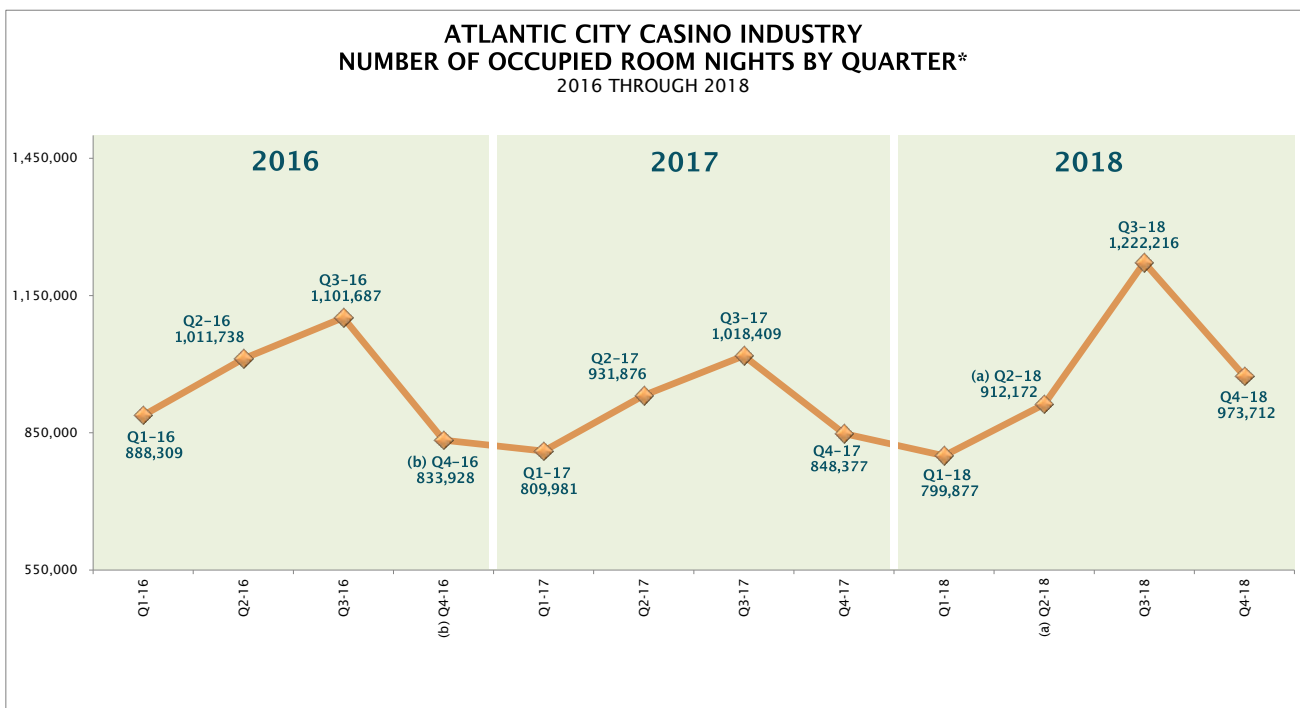
Source of data: DGE Quarterly Press Releases and Statistical Summaries.

The **Average Room Rate** increased **\$28.68**, the number of **Available Room Nights** increased **16.6%**, and the number of **Occupied Room Nights** increased **8.3%**. The **Hotel Occupancy Rate** decreased **6.2%** from 2017, due to the addition of 3,818 hotel rooms (an increase in supply of 33.8%) and other factors.

ATLANTIC CITY CASINO INDUSTRY NUMBER OF OCCUPIED ROOM NIGHTS*
FOR THE YEARS ENDED DECEMBER 31, 2018 AND 2017

Casino	2018	2017	Difference	% Difference
Bally's AC	378,099	391,761	(13,662)	-3.5
Borgata	856,210	891,925	(35,715)	-4.0
Caesars AC	356,187	378,620	(22,433)	-5.9
Golden Nugget	194,960	203,281	(8,321)	-4.1
Hard Rock (a)	225,765	-	-	
Harrah's AC	737,568	794,918	(57,350)	-7.2
Ocean Resort (a)	201,166	-	-	
Resorts	287,958	290,355	(2,397)	-0.8
Tropicana	670,064	657,783	12,281	1.9
INDUSTRY TOTALS	3,907,977	3,608,643	299,334	8.3%

indicates an increase in occupied room nights from 2017.



*Includes complimentary rooms.

(a) Hard Rock and Ocean Resort opened on 06/27/18.

(b) Taj Mahal closed on 10/10/16.

Source of data: DGE Quarterly Press Releases and Statistical Summaries.

The Industry's **Hotel Rooms Revenue** increased **8.2%** from 2017.

ATLANTIC CITY CASINO INDUSTRY NON-GAMING REVENUE BY LICENSEE (a)

FOR THE YEARS ENDED DECEMBER 31, 2018 AND 2017
(\$ IN THOUSANDS)

		Rooms	Food and Beverage (b)	Entertainment and Other	Total Non-Gaming Revenue
Bally's AC	2018	\$ 40,615	\$ 47,850	\$ 10,298	\$ 98,763
	2017	44,006	49,054	11,683	104,743
	(+/-)	-7.7%	-2.5%	-11.9%	-5.7%
Borgata	2018	153,812	160,630	61,874	376,316
	2017	166,727	167,986	57,989	392,702
	(+/-)	-7.7%	-4.4%	6.7%	-4.2%
Caesars AC	2018	50,080	55,476	16,815	122,371
	2017	54,959	64,892	17,932	137,783
	(+/-)	-8.9%	-14.5%	-6.2%	-11.2%
CIENJ	2018	-	-	1,384	1,384
	2017	-	-	1,442	1,442
	(+/-)	-	-	-4.0%	-4.0%
Golden Nugget	2018	16,371	29,107	19,355	64,833
	2017	16,949	30,671	19,423	67,043
	(+/-)	-3.4%	-5.1%	-0.4%	-3.3%
Hard Rock (opened 6/27/18)	2018	36,288	47,064	41,890	125,242
	2017	-	-	-	-
	(+/-)	-	-	-	-
Harrah's AC	2018	89,481	85,472	26,193	201,146
	2017	98,865	88,887	26,198	213,950
	(+/-)	-9.5%	-3.8%	0.0%	-6.0%
Ocean Resort (opened 6/27/18)	2018	28,612	31,755	3,892	64,259
	2017	-	-	-	-
	(+/-)	-	-	-	-
Resorts	2018	27,029	18,736	8,356	54,121
	2017	25,617	17,402	8,958	51,977
	(+/-)	5.5%	7.7%	-6.7%	4.1%
Resorts Digital	2018	-	-	801	801
	2017	-	-	12,143	12,143
	(+/-)	-	-	-93.4%	-93.4%
Tropicana	2018	93,970	38,690	18,770	151,430
	2017	87,834	38,292	18,207	144,333
	(+/-)	7.0%	1.0%	3.1%	4.9%
INDUSTRY TOTALS	2018	\$ 536,258	\$ 514,780	\$ 209,628	\$ 1,260,666
	2017	\$ 494,957	\$ 457,184	\$ 173,975	\$ 1,126,116
	(+/-)	8.3%	12.6%	20.5%	11.9%

TOTAL THIRD PARTY BUSINESS SALES (c)

2018
2017
(+/-)

\$219 Million
\$194 Million
13.0%

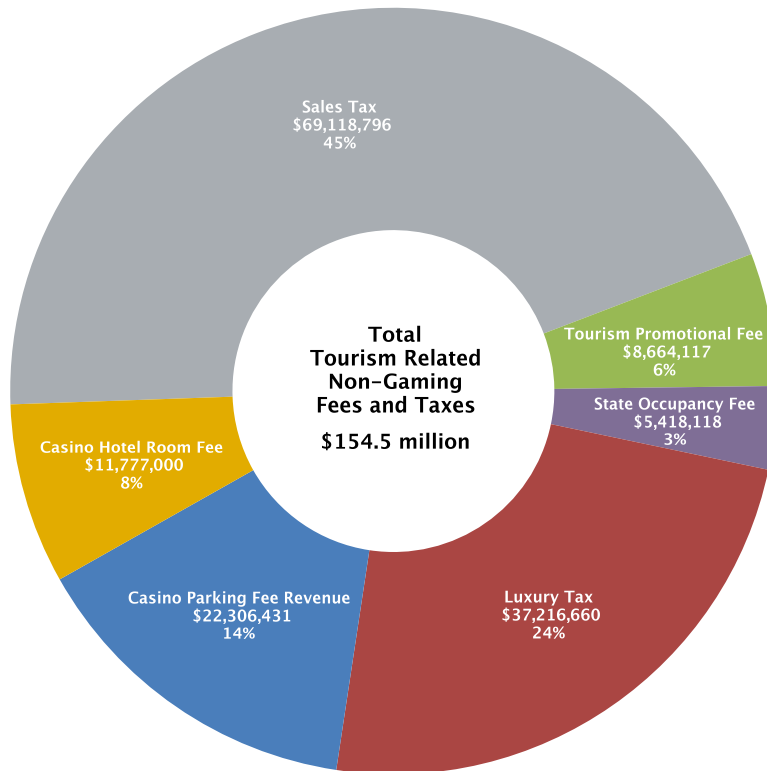
(a) 2017 figures restated to conform to new financial reporting requirements. See page 51 for more details.

(b) Food and Beverage Revenue for casino owned outlets only.

(c) Third Party Business Sales include food, beverage, retail, entertainment, and hospitality related items.

Source of data: Form DGE-210 (as of 04/30/19).

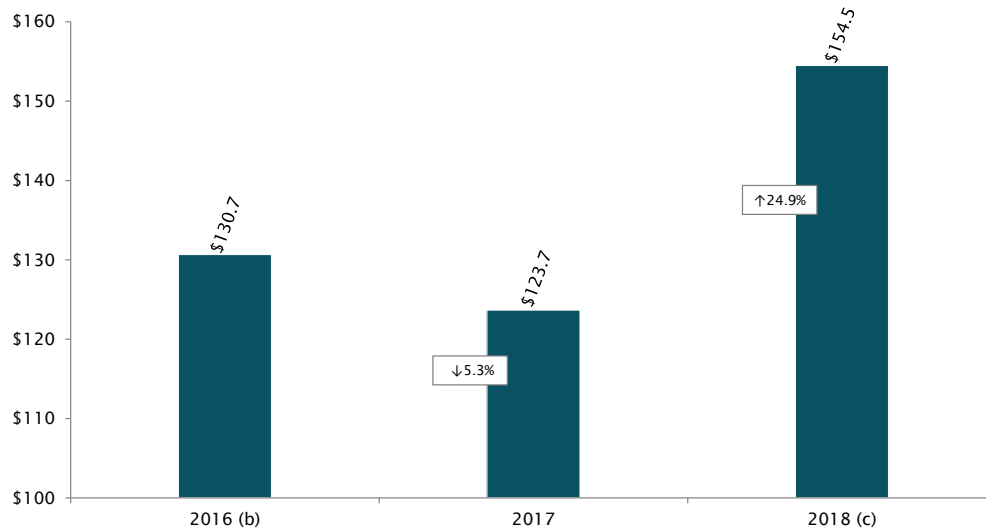
ATLANTIC CITY/COUNTY 2018 TOURISM RELATED NON-GAMING FEES AND TAXES



Note: See pages 61-66 for details and a description of each fee and tax.

Source of data: State of New Jersey Department of the Treasury, Division of Taxation and DGE Taxes and Fees Source Report.

ATLANTIC CITY/COUNTY TOURISM RELATED NON-GAMING FEES AND TAXES (a) FOR THE THREE YEARS ENDED DECEMBER 31, 2018 (\$ IN MILLIONS)



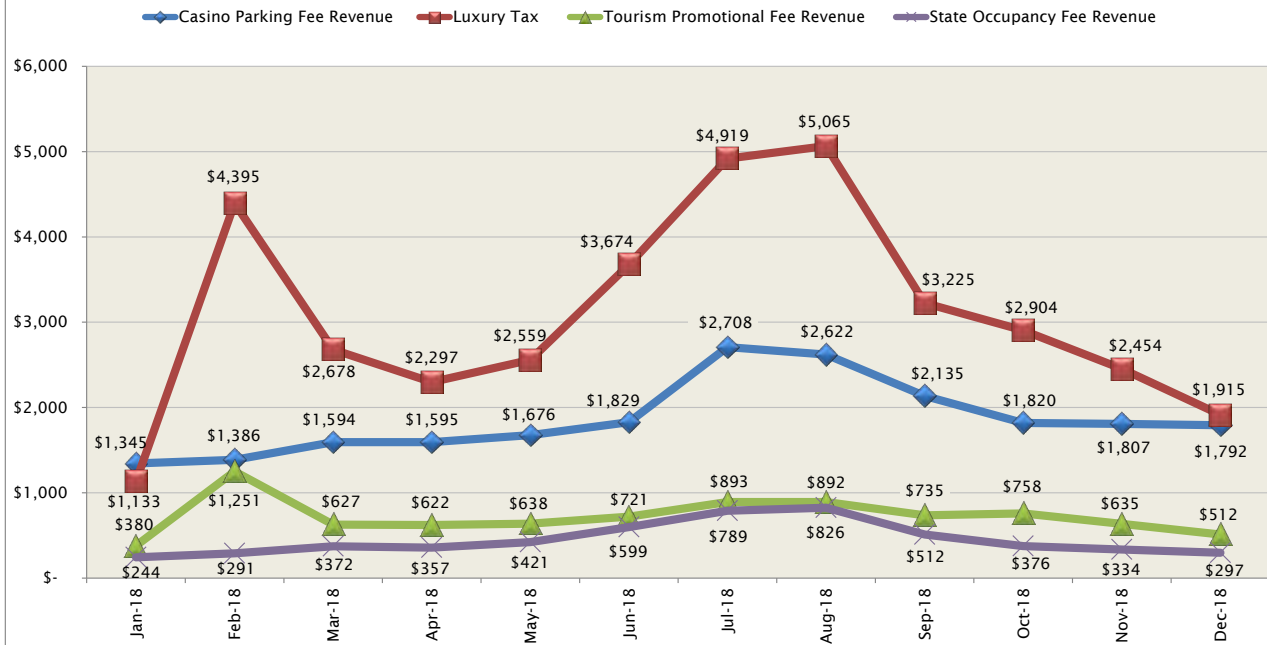
(a) Non-Gaming Fees and Taxes includes: Sales Tax, Tourism Promotional Fee, Atlantic County State Occupancy Fee, Luxury Tax, Casino Parking Fee and Casino Hotel Room Fee revenues.

(b) Taj Mahal closed on 10/10/16.

(c) Hard Rock and Ocean Resort opened on 06/27/18.

Source of data: State of New Jersey Department of the Treasury, Division of Taxation and DGE Taxes and Fees Source Report.

**ATLANTIC CITY
CASINO PARKING FEE REVENUE, LUXURY TAX, TOURISM PROMOTIONAL FEE REVENUE
AND HOTEL/MOTEL TOTAL STATE OCCUPANCY FEE REVENUE
FOR THE YEAR ENDED DECEMBER 31, 2018
(\$ IN THOUSANDS)**



Note: February figure for Luxury Tax and Tourism Promotional Fee Revenue inflated due to a multiple month posting issue reported by Treasury. September and October Casino Parking Fee adjusted to reflect certified figures.

Source of data: State of New Jersey Department of the Treasury.

**ATLANTIC CITY CASINO INDUSTRY
PARKING SPACE TOTALS**

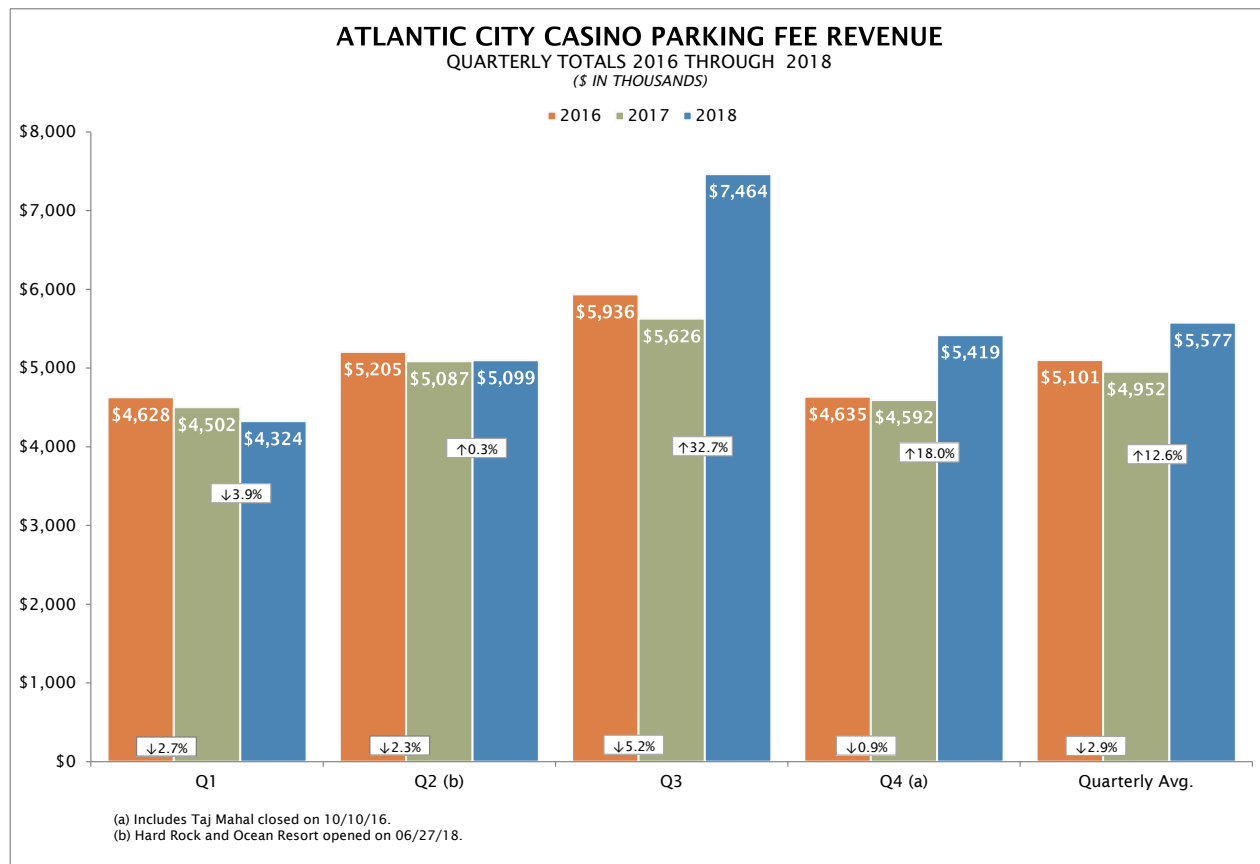
FOR THE YEAR ENDED DECEMBER 31, 2018

Bally's AC	2,668
Borgata	6,433
Caesars AC	5,364
Golden Nugget	2,690
Hard Rock	6,327
Harrah's AC	5,782
Ocean Resort	7,700
Resorts	1,871
Tropicana	5,209
INDUSTRY TOTALS	44,044

Parking spaces provided by the casinos to the CCC.

CASINO PARKING FEE

\$3.00 per day imposed on each occupied casino parking space. \$0.50 is allocated to the Casino Revenue Fund to benefit the aged and disabled citizens of New Jersey. \$2.50 is allocated to the Casino Reinvestment Authority for statutory restricted projects, including the service of Series 2005 Revenue Bonds, and for the benefit of Atlantic City. Effective July 1, 2007, the law was amended to exclude the \$3.00 parking fee from sales tax. Any amount collected over and above this amount remains subject to sales tax.

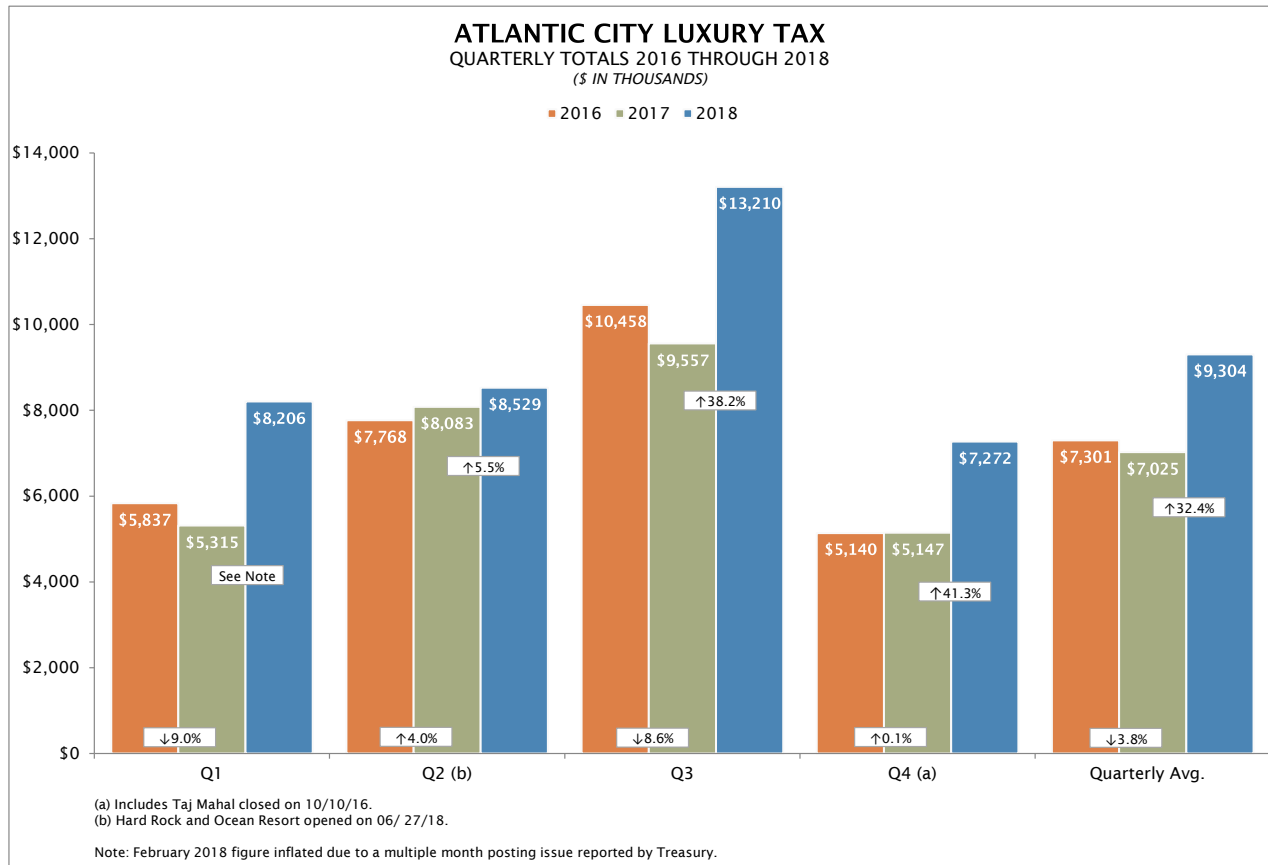


ATLANTIC CITY CASINO INDUSTRY CASINO PARKING FEE REVENUE

FOR THE YEARS ENDED DECEMBER 31, 2018 AND 2017

	2018	2017	Growth (Decline)	
			\$	%
January	\$ 1,344,630	\$ 1,450,362	(105,732)	(7.3)
February	1,385,823	1,447,983	(62,160)	(4.3)
March	1,593,576	1,603,359	(9,783)	(0.6)
April	1,594,806	1,680,654	(85,848)	(5.1)
May	1,675,764	1,654,389	21,375	1.3
June*	1,828,800	1,751,502	77,298	4.4
July	2,707,938	2,043,687	664,251	32.5
August	2,621,679	1,891,863	729,816	38.6
September	2,134,716	1,690,920	443,796	26.2
October	1,819,698	1,587,357	232,341	14.6
November	1,807,443	1,522,476	284,967	18.7
December	1,791,558	1,482,357	309,201	20.9
INDUSTRY TOTALS	\$22,306,431	\$19,806,909	2,499,522	12.6

*Hard Rock and Ocean Resort opened on 06/27/18.



*Includes Taj Mahal closed on 10/10/16.

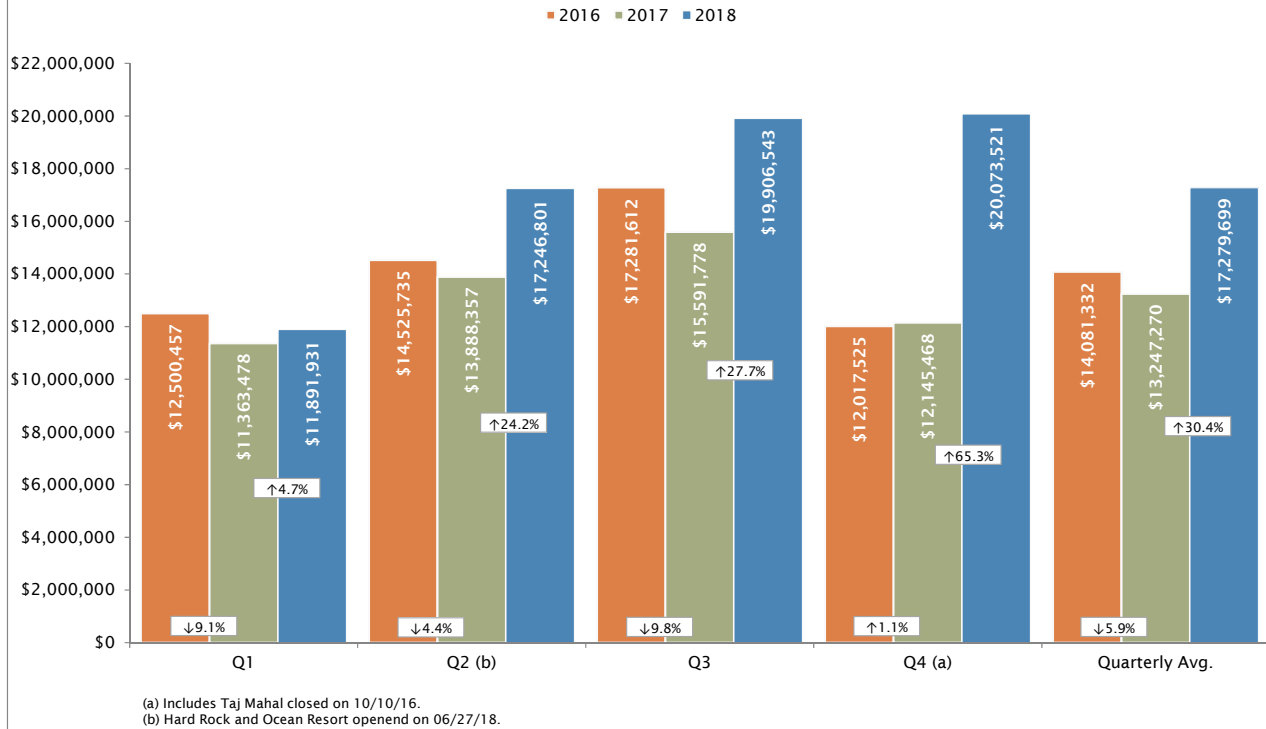
**Hard Rock and Ocean Resort opened on 06/27/18.

LUXURY TAX

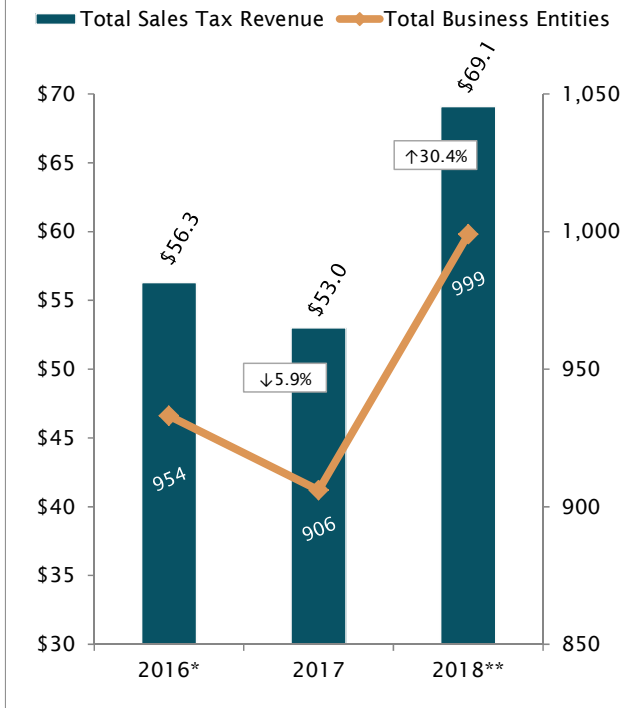
3% of the cost of alcoholic beverages and 9% of the cost of all other taxable sales (i.e. cover and entertainment charges, room rentals, rentals of beach chairs, cabanas, rolling chairs, and tickets of admission within Atlantic City). The maximum combined Atlantic City Luxury Tax rate and New Jersey State Sales Tax rate (excluding the State Occupancy Fee) may not exceed 12.625%. The Sales Tax rate is reduced to 3.625% on items subject to the 9% Luxury Tax. (For details regarding the tax rate change, see page XX.)

Source of data: State of New Jersey Department of the Treasury.

ATLANTIC CITY SALES TAX REVENUE QUARTERLY TOTALS 2016 THROUGH 2018



ATLANTIC CITY TOTAL SALES TAX REVENUE (left) AND TOTAL BUSINESS ENTITIES (right) FOR THE THREE YEARS ENDED DECEMBER 31, 2018 (\$ IN MILLIONS)



*Includes Taj Mahal closed on 10/10/16.

**Hard Rock and Ocean Resort opened on 06/27/18.

ATLANTIC CITY AVERAGE SALES TAX REVENUE PER BUSINESS ENTITY

FOR THE THREE YEARS ENDED DECEMBER 31, 2018

	Average Revenue	Growth (Decline)
2016*	\$ 60,370	2.1%
2017	\$ 58,487	(3.1%)
2018**	\$ 69,188	18.3%

Sales Tax Revenue does not typically include business entities that have Atlantic City locations but are primarily based outside of Atlantic City. Total number of business entities represents Atlantic City- based business entities active at any time during the year. Subject to change.

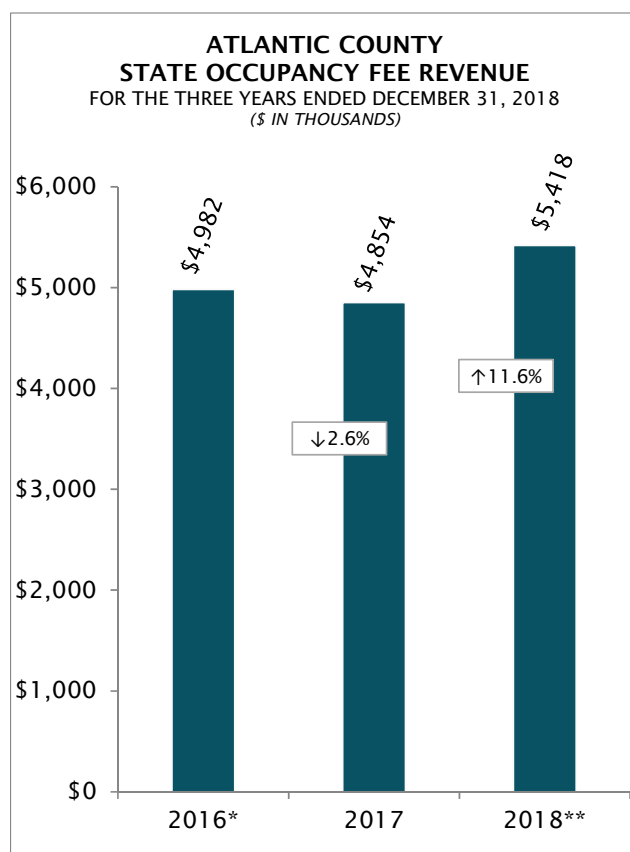
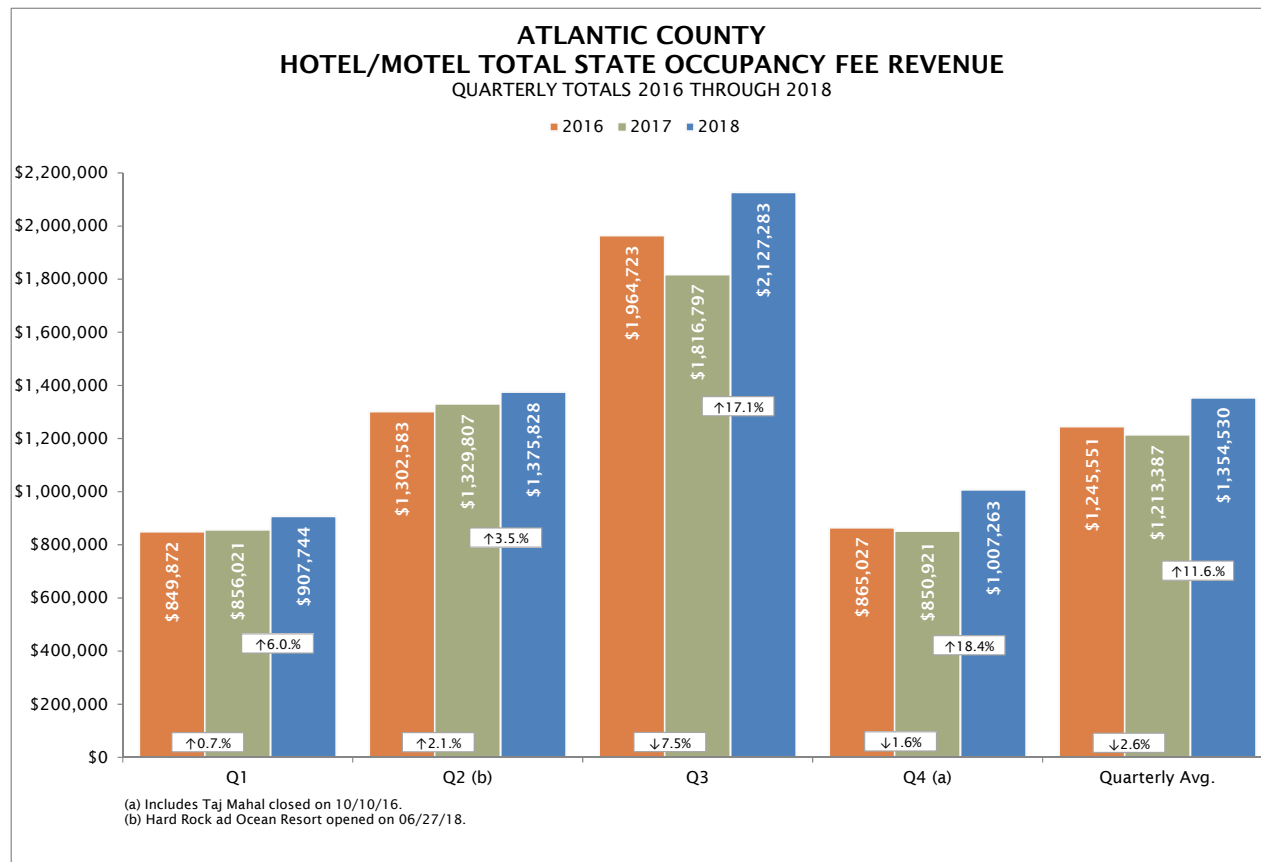
SALES TAX RATE

2016: 7%

2017: 6.875%

2018: 6.625%

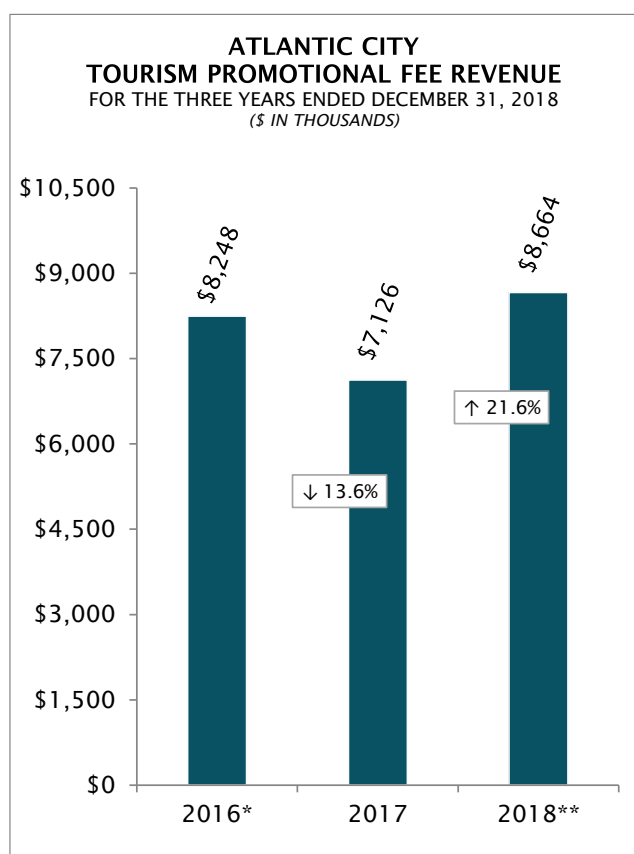
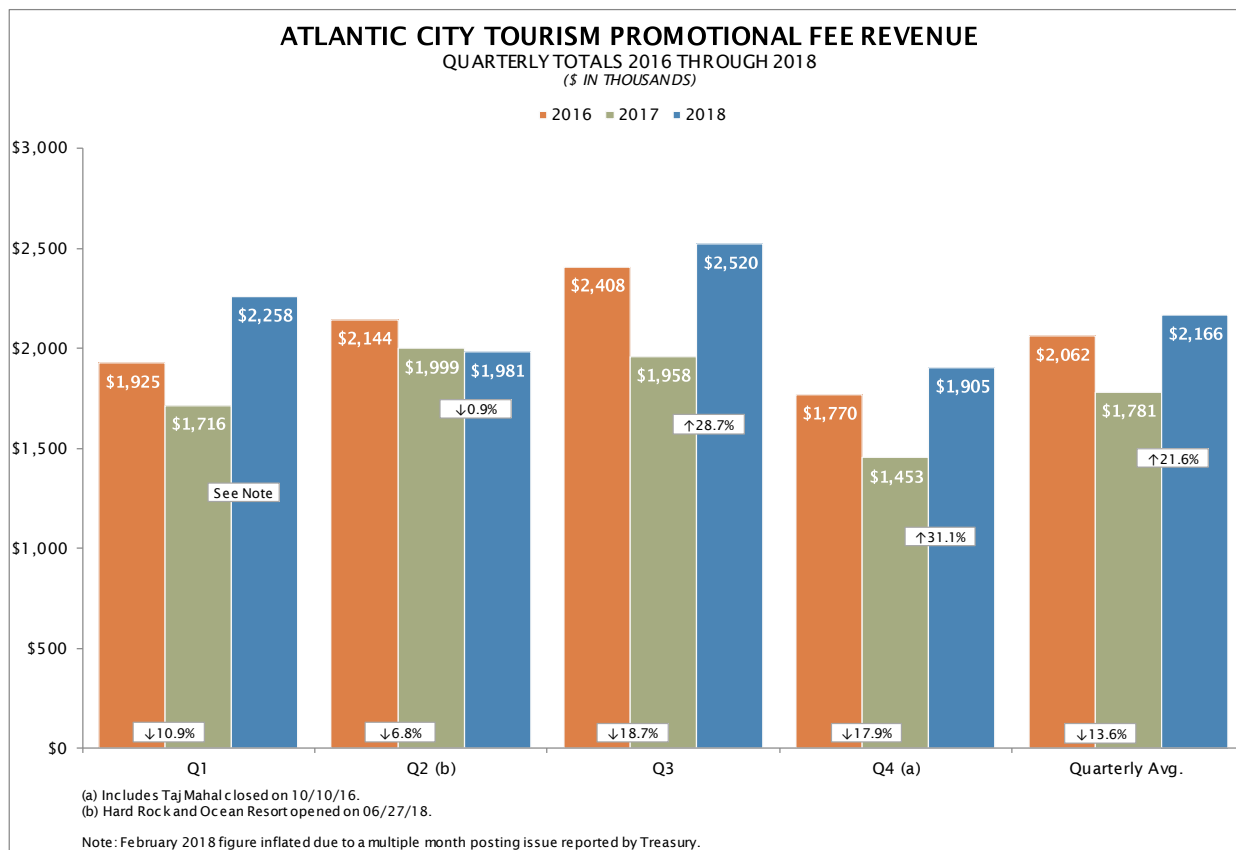
Source of data: State of New Jersey Department of the Treasury, Division of Taxation (City Code 0102).



STATE OCCUPANCY FEE

1% for Atlantic City. Atlantic City is prohibited from enacting Municipal Occupancy Tax as it imposes other local taxes (luxury and tourism promotional taxes). The general State Occupancy Fee rate is 5% and the Municipal Occupancy Tax is less than or equal to 3%. The State Occupancy Fee is imposed on room rentals that are currently subject to New Jersey Sales Tax and is in addition to the Sales Tax. As of October 1, 2018, transient accommodations and short term rentals are subject to the State Occupancy Tax.

Source of data: State of New Jersey Department of the Treasury, Division of Taxation - Hotel/Motel Information County Totals Reports (County Code 01).



*Includes Taj Mahal closed on 10/10/16.

**Hard Rock and Ocean Resort opened on 06/27/18.

TOURISM PROMOTIONAL FEE

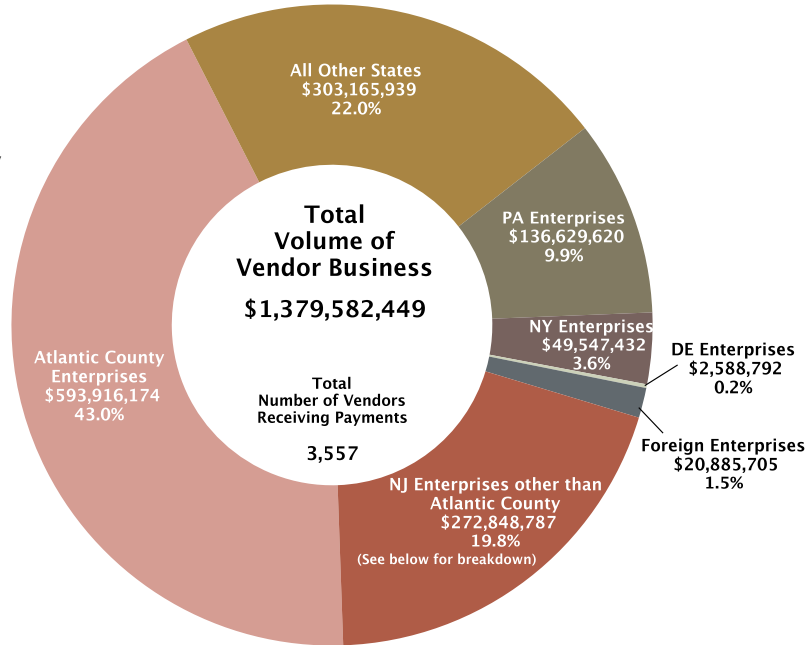
\$2 per occupied casino hotel room and \$1 per occupied non-casino hotel/motel room in Atlantic City as reported to the Division of Taxation. Proceeds are appropriated to a special fund held by the convention center operating authority exclusively for the purpose of promoting tourism, conventions, resorts and casino gaming.

Source of data: State of New Jersey
Department of the Treasury.

ATLANTIC CITY CASINO INDUSTRY TOTAL VOLUME OF VENDOR BUSINESS*

FOR THE YEAR ENDED DECEMBER 31, 2018

- Atlantic County Enterprises
- All Other States
- PA Enterprises
- NY Enterprises
- DE Enterprises
- Foreign Enterprises
- NJ Enterprises other than Atlantic County



*Volume of Business represents only those monies paid by casino licensees for goods and services including disbursements to subcontractors. This figure does not include such payments as governmental taxes, fines and fees, charitable contributions, guest losses, and court garnishments.

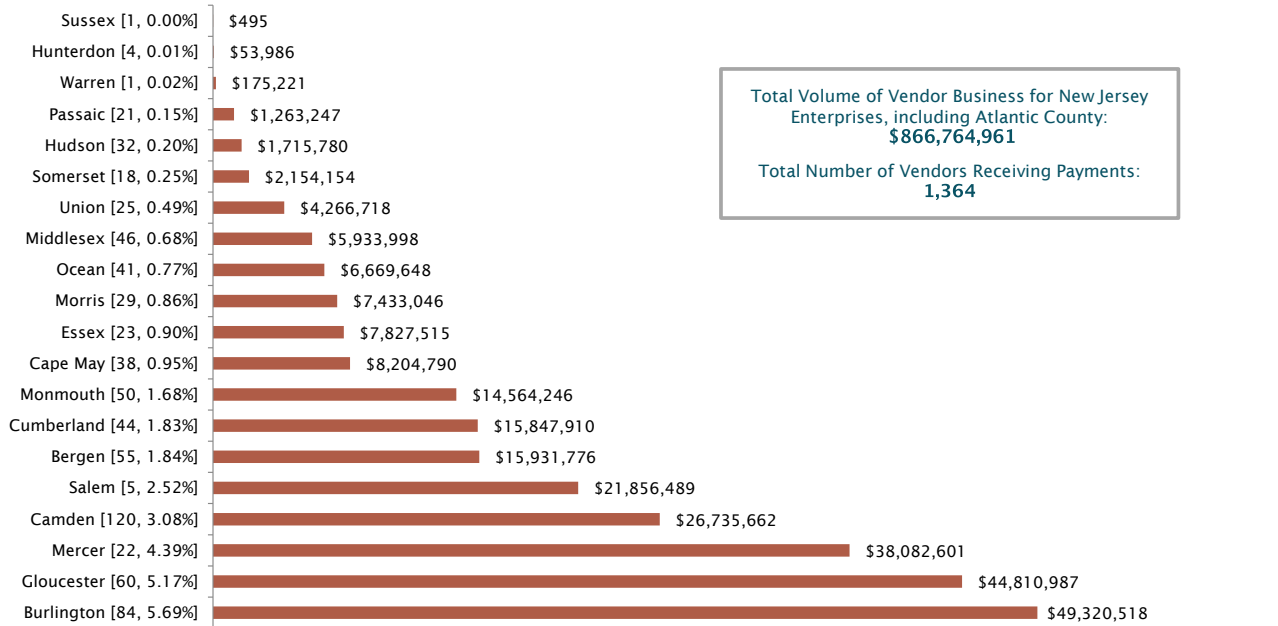
Numbers reflect the states in which offices serving hotel/casinos are located and may not be the states in which the enterprises are incorporated or have a home office.

Source of data: Vendor Statistics provided by the casinos to the DGE.

NEW JERSEY ENTERPRISES OTHER THAN ATLANTIC COUNTY*

TOTAL VOLUME OF VENDOR BUSINESS

FOR THE YEAR ENDED DECEMBER 31, 2018



Total Volume of Vendor Business for New Jersey Enterprises, including Atlantic County: **\$866,764,961**

Total Number of Vendors Receiving Payments: **1,364**

[] Brackets next to county indicate total companies contributing and percent of total \$ business.

* Atlantic County: 645 enterprises with a Dollar Volume of Business of \$593,916,174, or 68.52% of Total New Jersey \$ Business.

Source of data: Vendor Statistics provided by the casinos to the DGE.

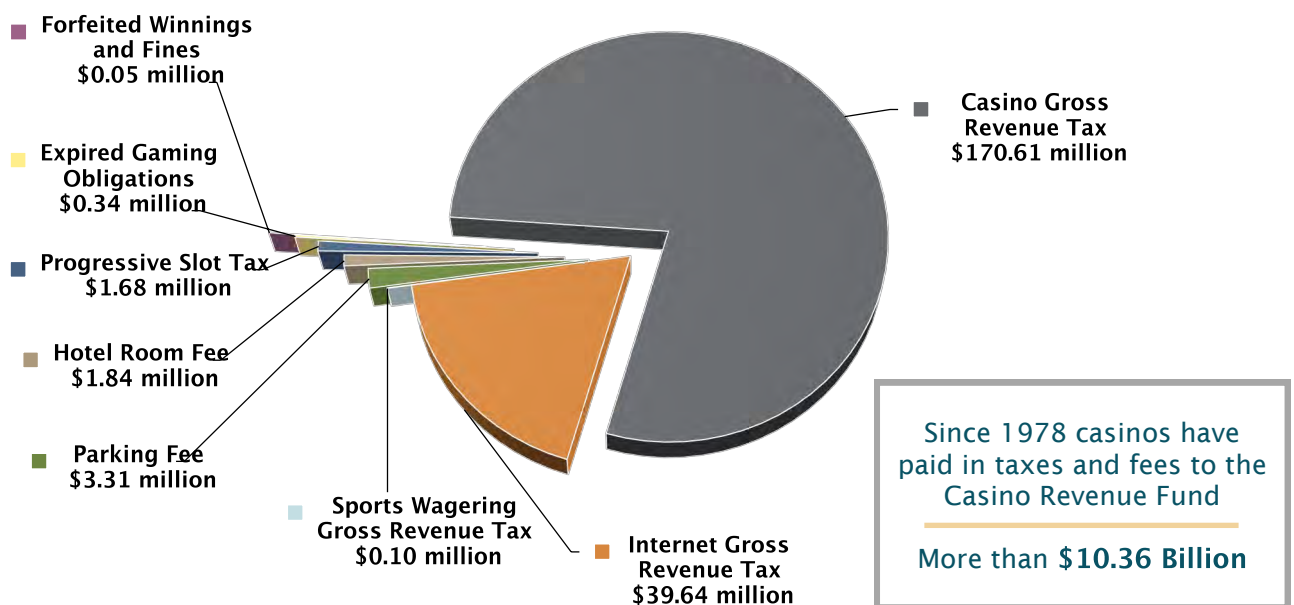
CASINO REVENUE FUND

Funding is generated through five casino related taxes and five casino related fees. New Jersey casinos pay the state the following taxes: 15 percent on Internet gross revenues (excluding sports wagering); 8 percent on casino gross revenues; 8.5 percent on sports wagering gross revenue; and 13 percent on Internet sports wagering gross revenue. Taxes from gross revenues are appropriated to the Casino Revenue Fund (CRF) for the benefit of New Jersey's aged and disabled citizens. Specific appropriations are detailed on the Casino Revenue Fund Advisory Commission's website. Gross gaming revenue is the amount won from gamblers after all payouts are made. Casino licensees are permitted to take a deduction for casino, Internet, and sports wagering promotional gaming credits, in excess of 90 million annually, (all at a rate of 8%) for the purpose of calculating taxable gross revenue.

The responsibility for administering these taxes and fees resides with the Division of Gaming Enforcement, Division of Taxation, and the Casino Control Commission.


- Gross Revenue Tax includes audit assessments, penalties, interest, and other adjustments.
- Casino Parking Fee: Casinos remit a fee of \$3.00 per day for each occupied casino parking space. In FY 18, \$0.50 of the parking fee revenue was allocated to the CRF and \$2.50 was allocated to the Casino Reinvestment Development Authority (CRDA) for statutorily restricted projects and the benefit of Atlantic City.
- Casino Room Fee: Casinos remit \$3.00 per day for each occupied hotel room. In FY 18, \$1.00 was allocated to the CRDA and \$2.00 was allocated to the CRF with a portion used to fund debt service on hotel expansion bonds.
- Multi-Casino Progressive Slot Tax: An 8 percent tax on casino service industry enterprise multi-casino progressive slot revenue.
- Expired Obligations: Casinos remit a percentage of each expired gaming obligation and a percentage of each unclaimed sports pool wager.
- Forfeited Winnings: Winnings of underage gamblers or excluded persons are subject to forfeiture. Forfeitures under \$100,000 are split equally between CRF and compulsive gambling programs. For forfeitures over \$100,000, compulsive gambling programs receive \$50,000 and the balance is allocated to the CRF.
- Fines: The first \$600,000 in penalties collected each fiscal year is paid to the General Fund for compulsive gambling programs and any remainder is allocated to the CRF.

Total Taxes and Fees Deposited Into Casino Revenue Fund for FY 2018:
\$217.57 million



Source of data: DGE Casino Revenue Fund Taxes and Fees Source Report (as of 06/19/19).

INDEPENDENT AUDITOR'S REPORT



Is available at:

<https://www.nj.gov/treasury/omb/publications/18cafr/CAFR%202018%20Secured%20Final.pdf>



Tennessee Avenue and Boardwalk
Atlantic City, NJ 08401
609-441-3422
www.njccc.gov

Phil Murphy
Governor

Sheila Oliver
Lt. Governor



New Jersey
Casino
Control Commission

James T. Plousis
Chairman

Sharon Anne Harrington
Vice Chair

Alisa Beth Cooper
Commissioner

If you or anyone you know has a gambling problem, call
1-800-GAMBLER
24/7 confidential help line