

# Elementary School Growth

CONCEPTUAL ENTRY PERSPECTIVE



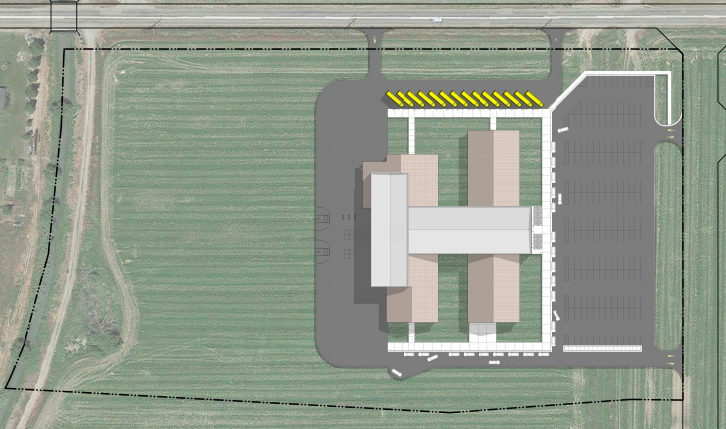
- BUILDING NOTES**
- 26 CLASSROOMS FOR A 650 STUDENT POPULATION
  - 58,750 SQ. FT
  - ADDITIONAL TWO CLASSROOMS OPTION
  - SECURE ENTRY AND SECURE CLASSROOM WINGS

- SITE NOTES**
- 25 PARENT DROP-OFF SPACES
  - 164 PARKING STALLS
  - 14 BUS DROP-OFF STALLS
  - SEPARATE BUS ACCESS

CONCEPTUAL GYMNASIUM PERSPECTIVE



SITE PLAN



FLOOR PLAN



ENTRY ELEVATION



LEFT ELEVATION



BACK ELEVATION



RIGHT ELEVATION





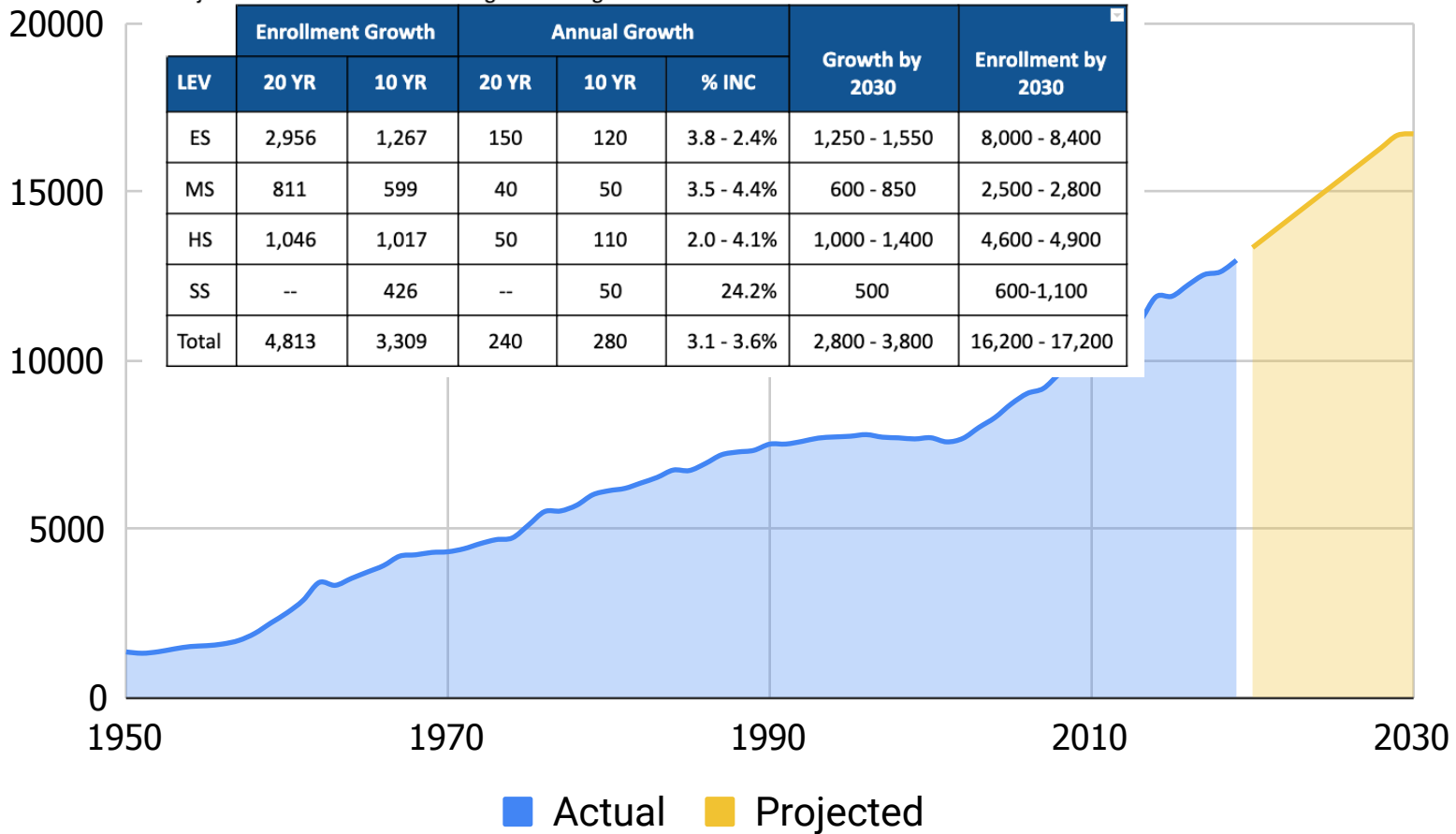


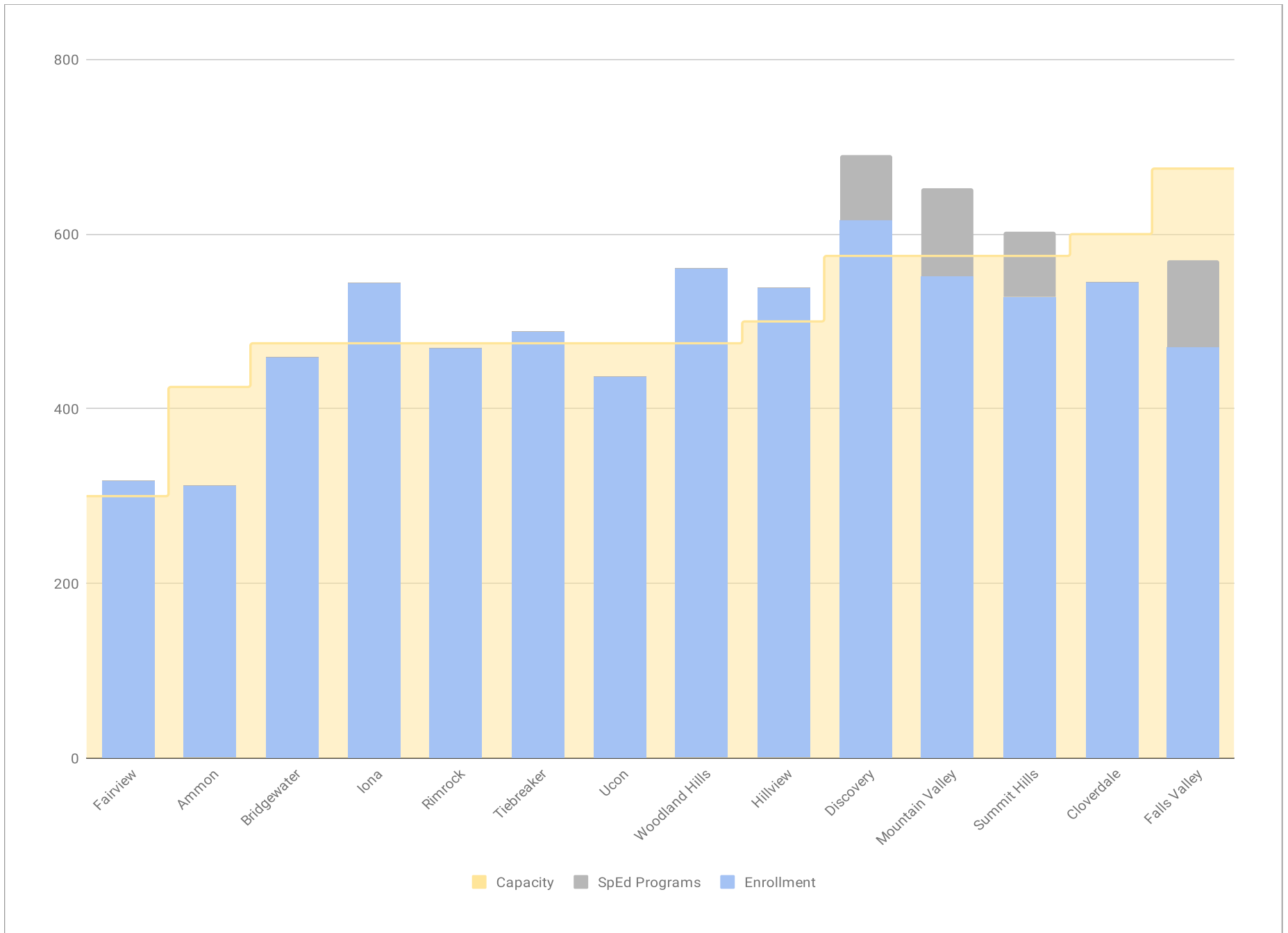






Projections Based on Annual Average Percentage and Annual Count Growth







# High School Entrances



BONNEVILLE BEES

BONNEVILLE  
HIGH SCHOOL



PROPOSED FRONT ENTRY  
Bonneville Joint School District-93 | Bonneville High School

# Phase I – Entry View







Current entrances allow uncontrolled access into the schools.

Welcome to *Hillcrest High School*  
EXPERIENCE EXCELLENCE

COLLABORATING  
EXCELLING

BEST STUDENT  
BEST

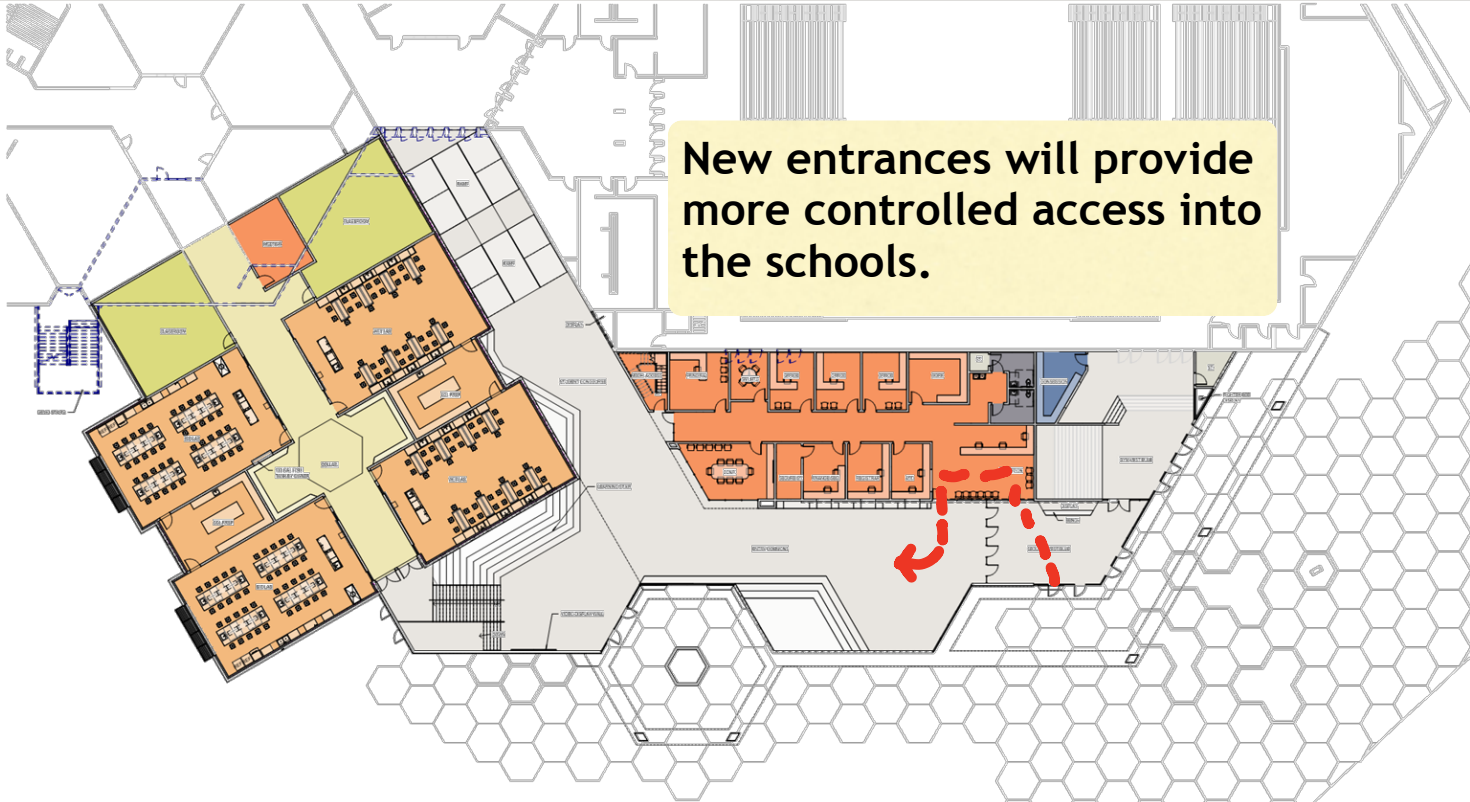
*Hillcrest High*  
Compassion    Courtesy    Equality  
Justice    Optimism

Current entrances allow uncontrolled access into the schools.





# Phase I- Main Level Plan



**New entrances will provide more controlled access into the schools.**







**Additions will improve  
the circulation of  
students through each  
school.**





Additions will improve the circulation of students through each school.



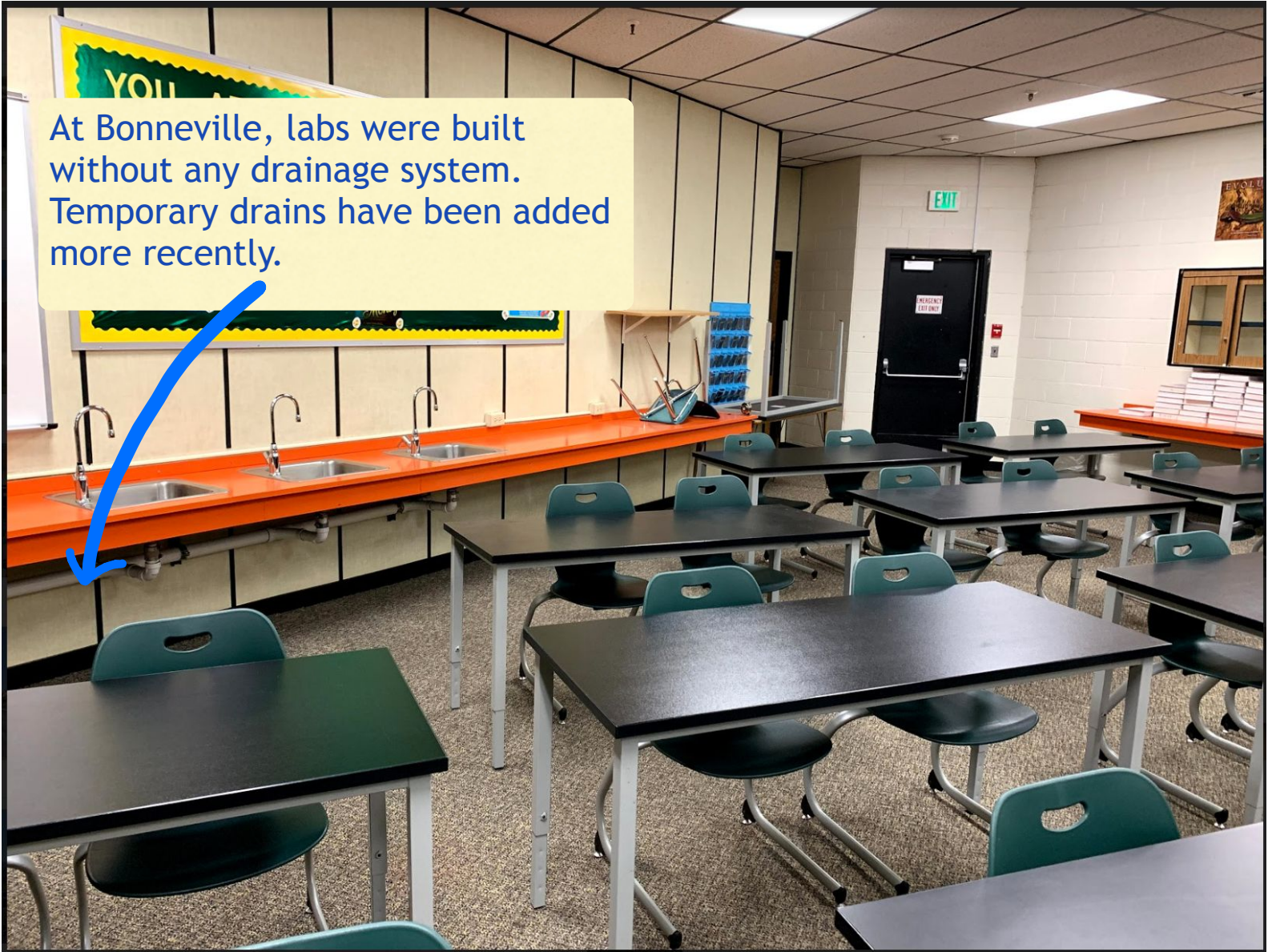
# High School Labs

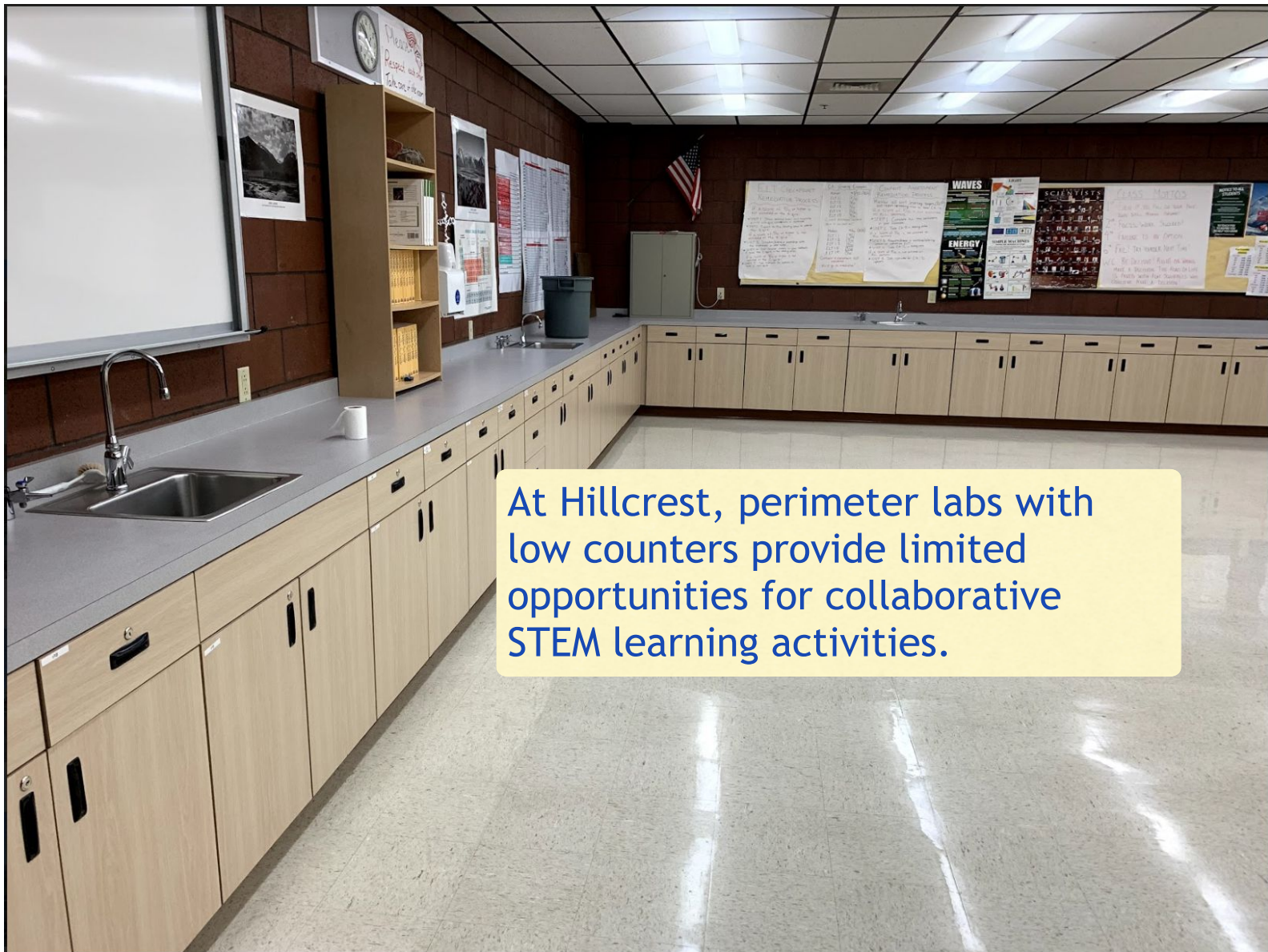


No drain system.



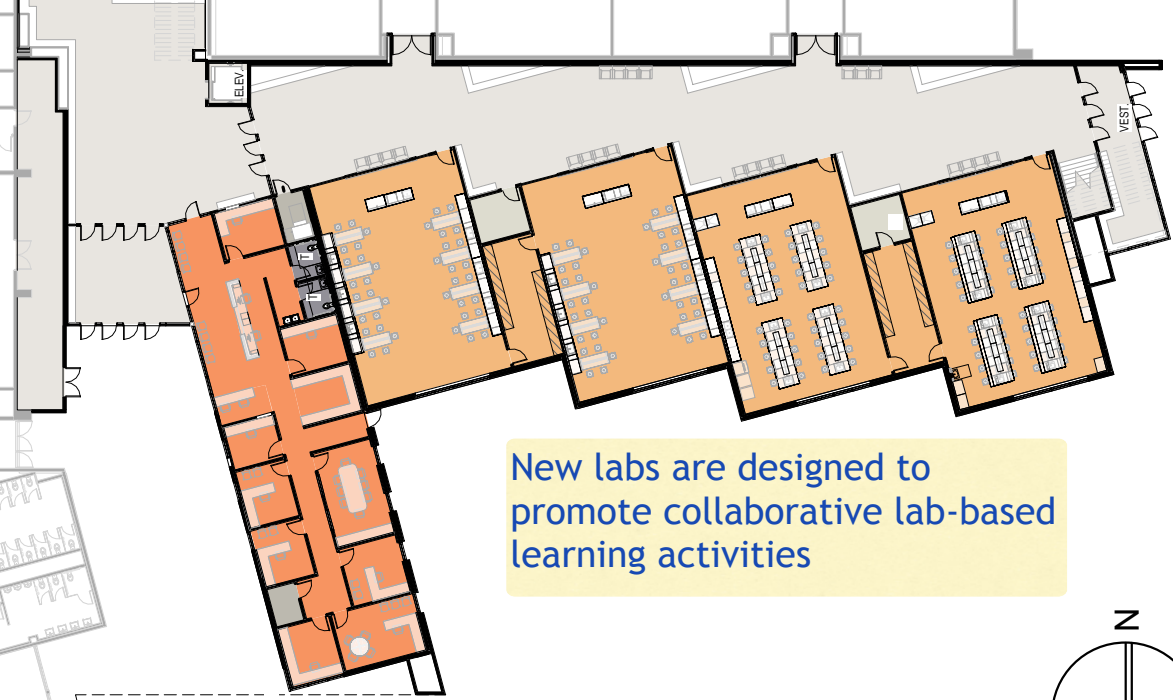
At Bonneville, labs were built without any drainage system. Temporary drains have been added more recently.



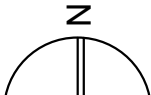


At Hillcrest, perimeter labs with low counters provide limited opportunities for collaborative STEM learning activities.





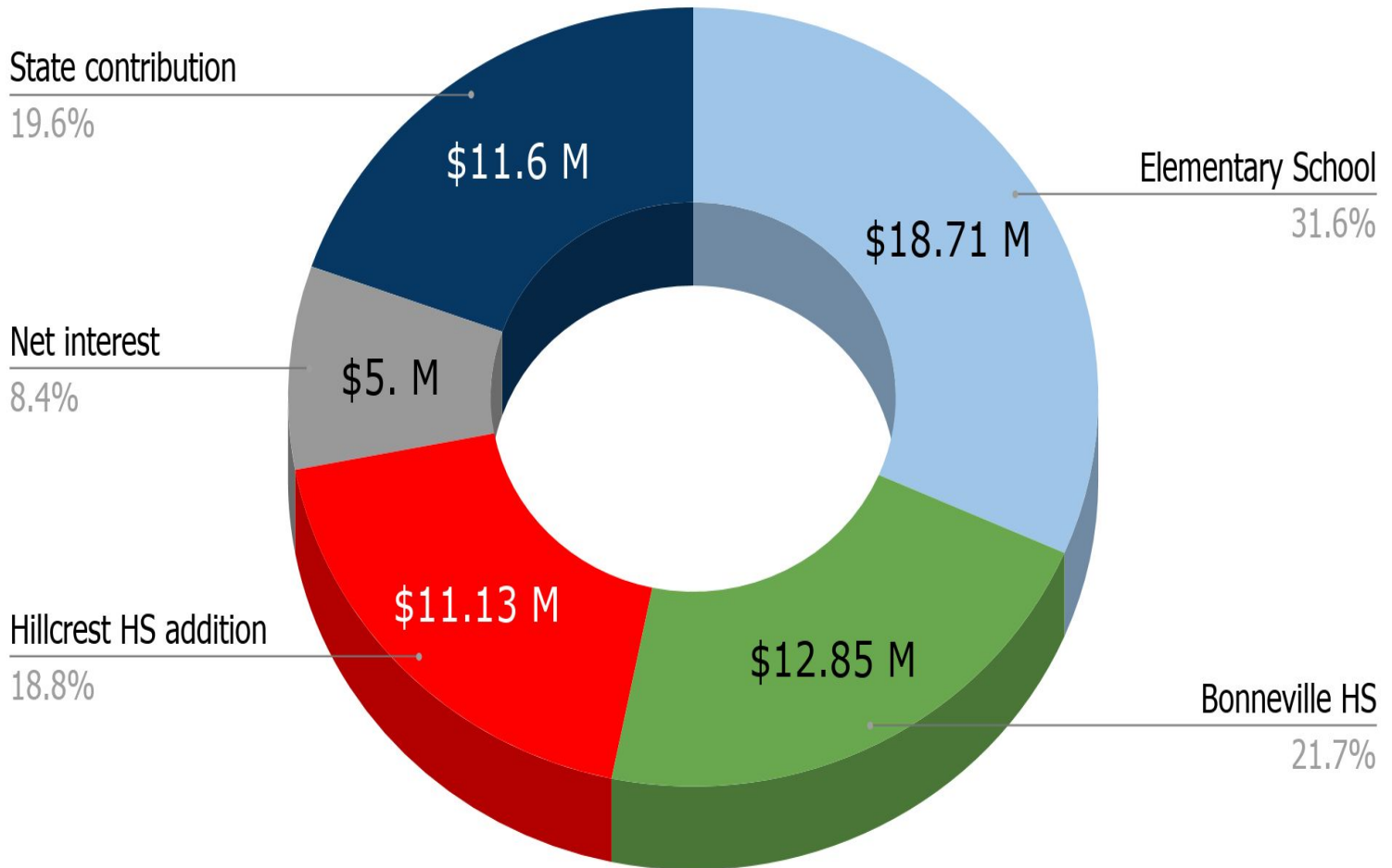
New labs are designed to promote collaborative lab-based learning activities







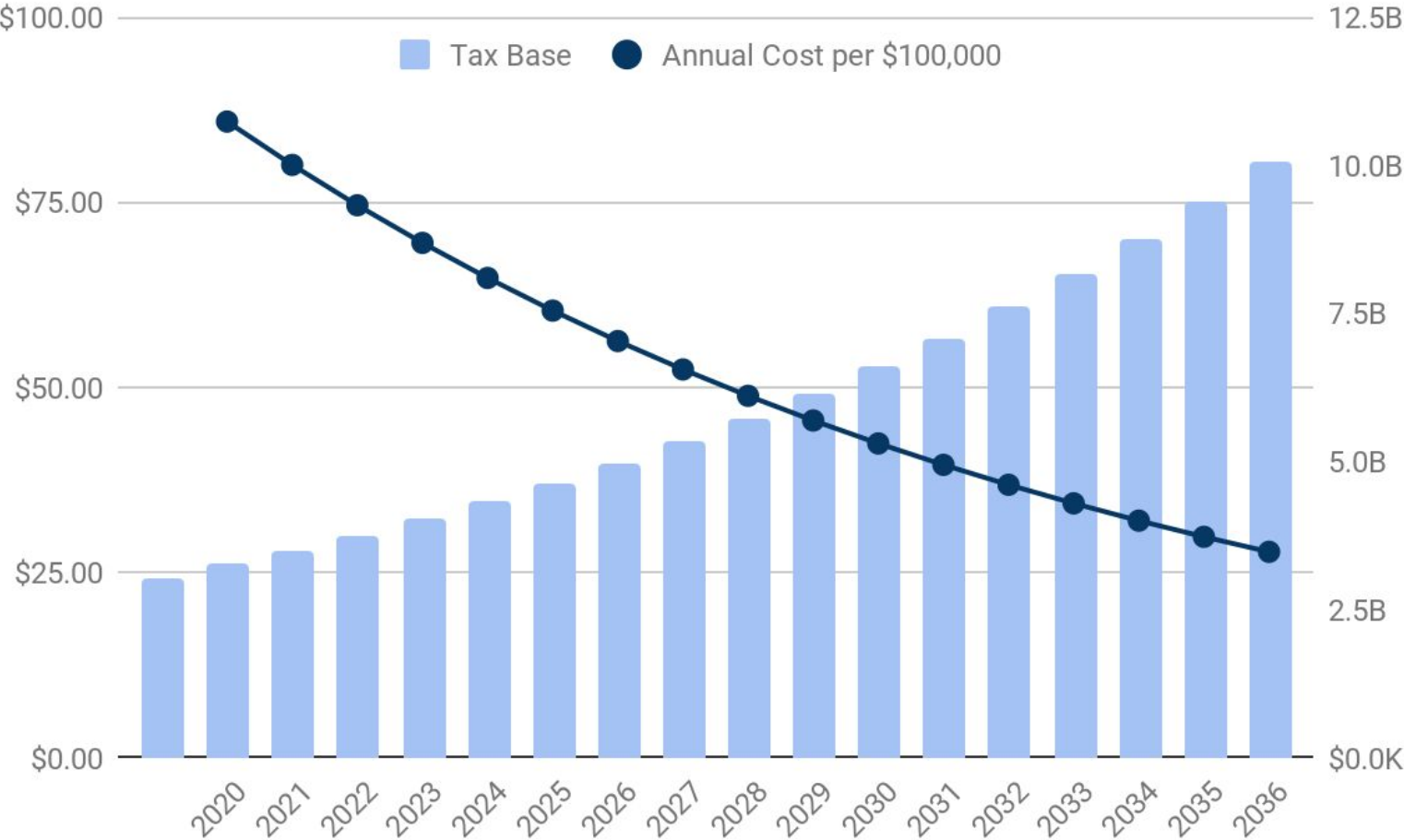
# Financial Information

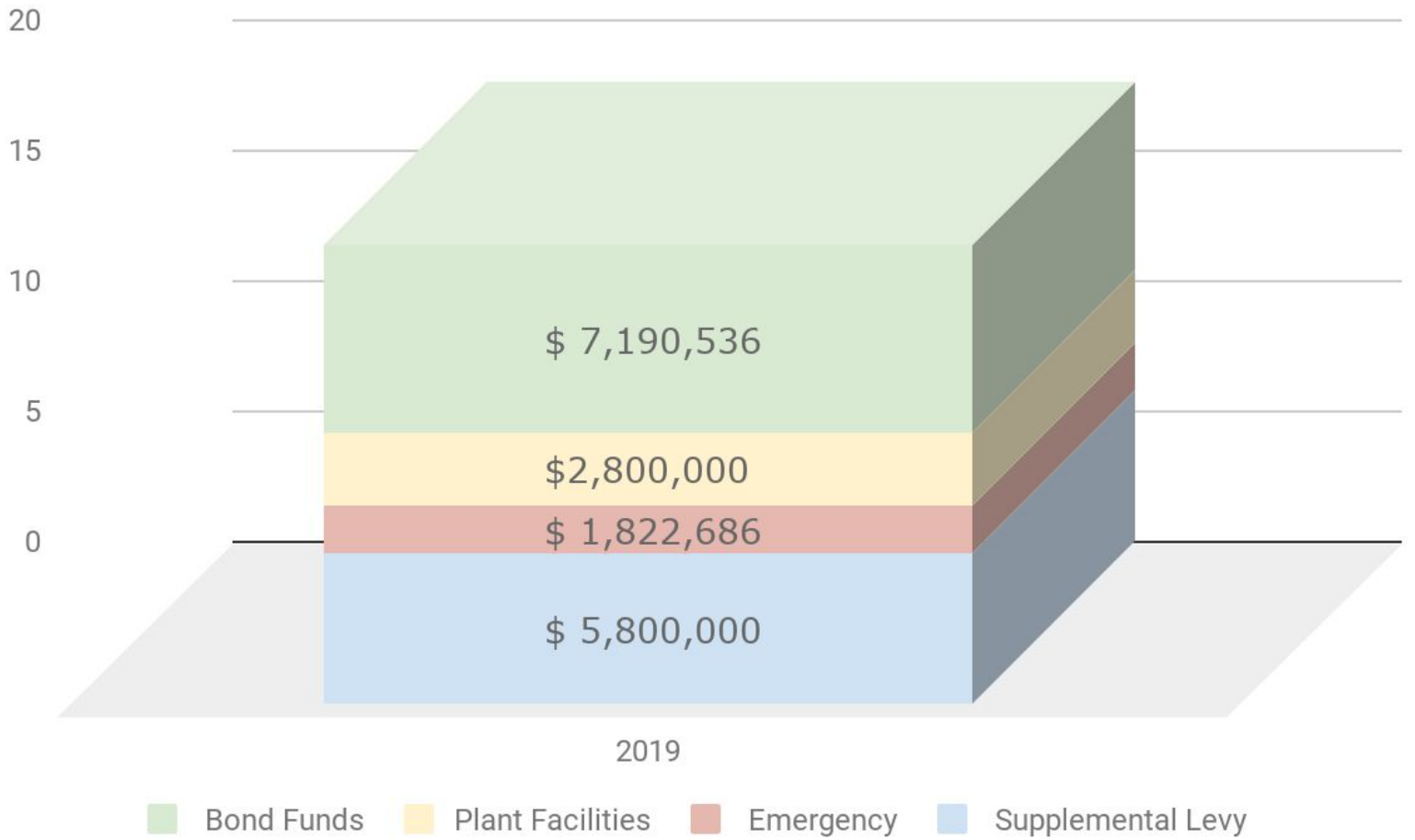


## Cost Breakdown by Project

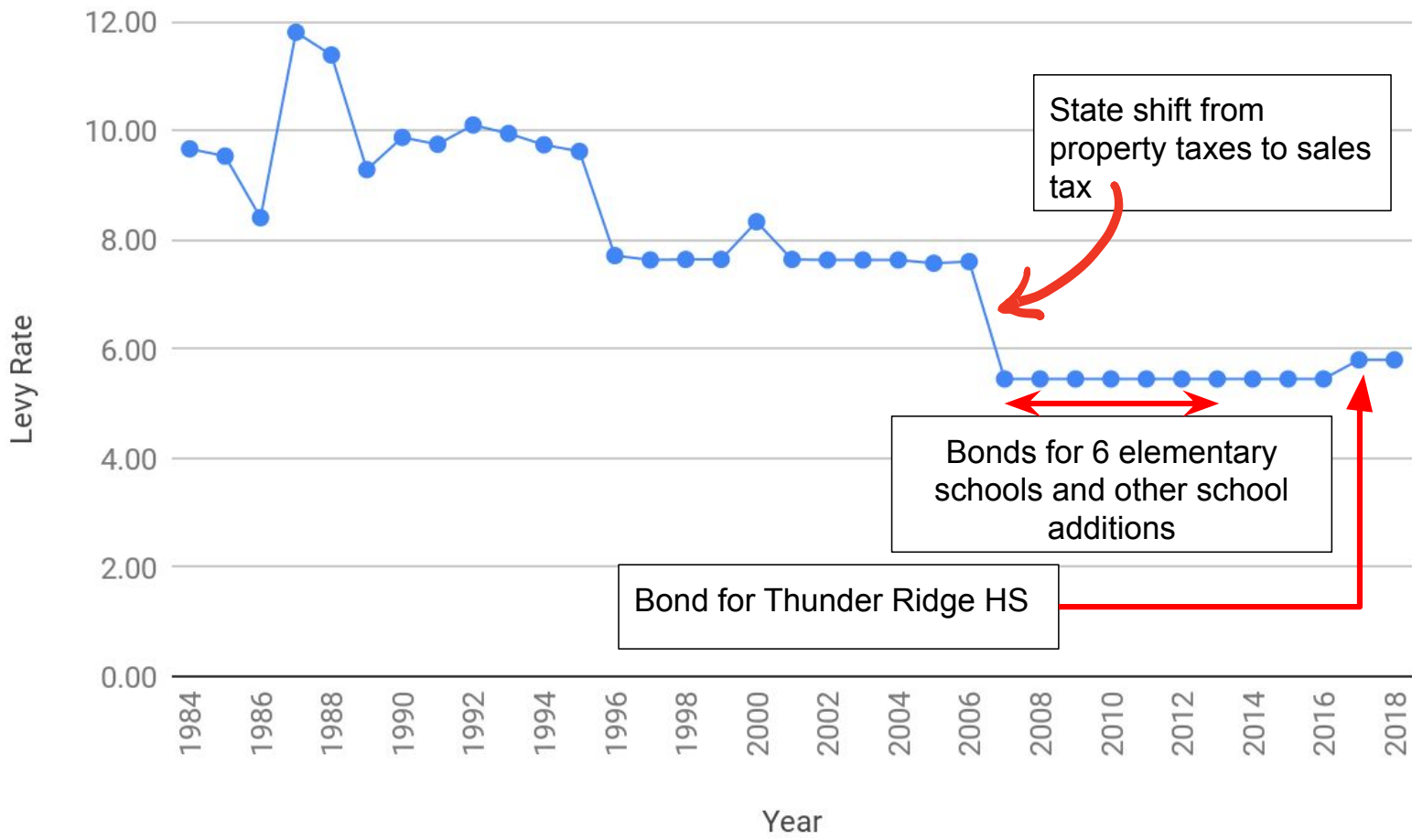


# Annual Cost per \$100K



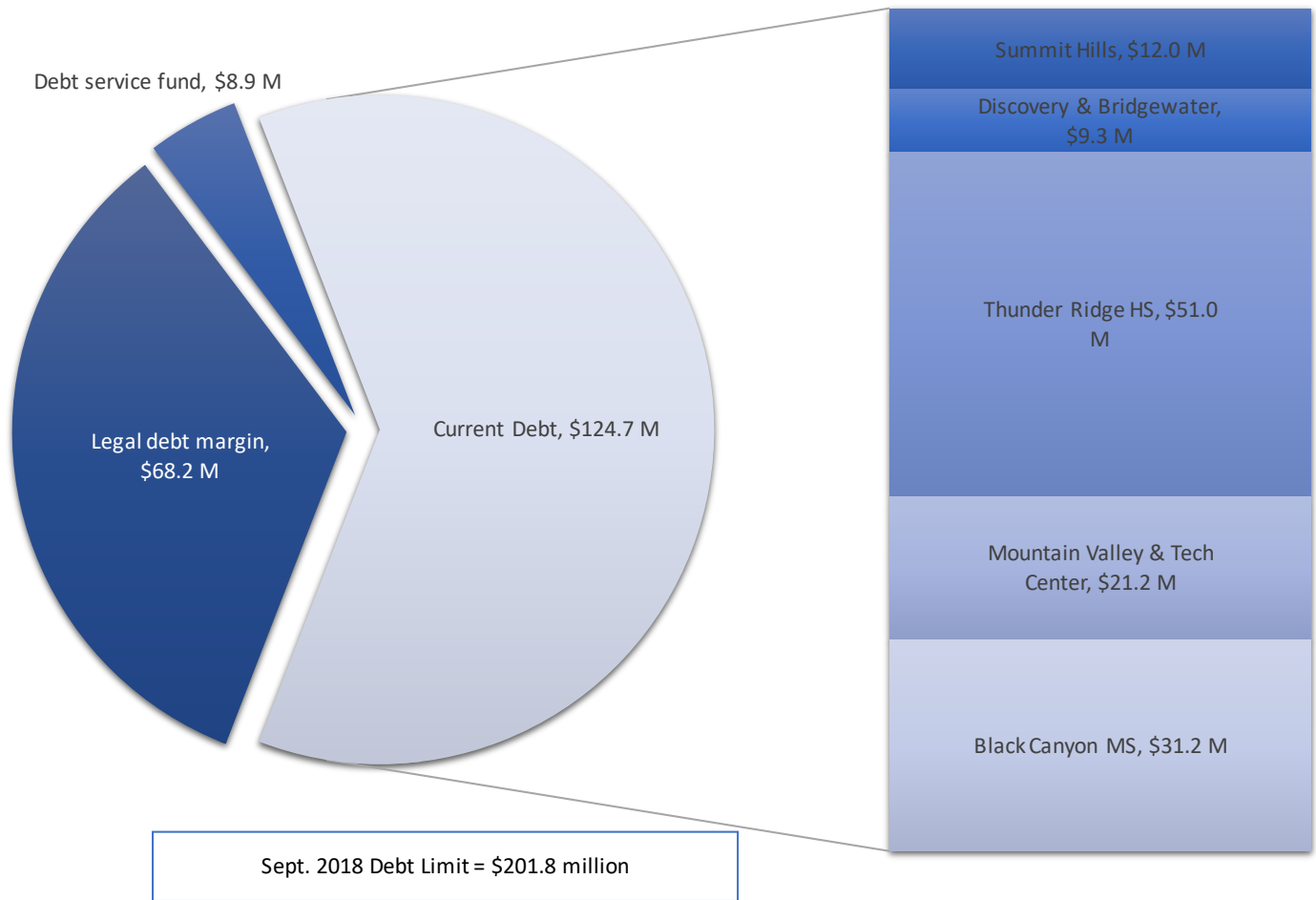


D93 Levy Rate Breakdown - 2018



**D93 Historical Levy Rate**

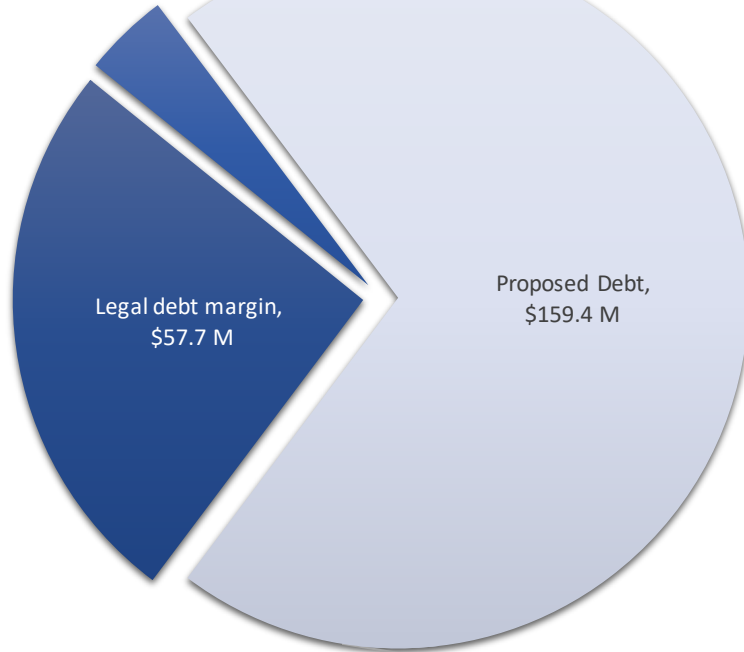
## 2018 DEBT CAPACITY





## 2019 DEBT CAPACITY

Debt service fund, \$8.9 M



Proposed Debt,  
\$159.4 M

Legal debt margin,  
\$57.7 M

Summit Hills, \$11.8 M

Discovery & Bridgewater,  
\$8.1 M

Thunder Ridge HS, \$49.1  
M

Mountain Valley & Tech  
Center, \$19.0 M

Black Canyon MS, \$28.8 M

Proposed Bond, \$42.7 M

Sept. 2019 Expected Debt Capacity = \$226 million

## Bonneville 93 Debt Disclosure Information

### Summary of proposed 2019 bonds

	<b>Total</b>
Principal amount	42,700,000
Interest amount anticipated	16,550,594
Total amount to be repaid	59,250,594
Interest rate anticipated (TIC)	2.93%
Maximum maturity	17.0
Anticipated Levy Equalization	<b>11,607,191</b>
Net Cost	<b>47,643,403</b>

HB 626 Calculations	
Net Total Bond Costs	\$ 47,643,403
Divided by: Total Levy Years	17
Equals: Average Annual Cost	\$ 2,802,553
Divide by: September Taxable Value plus URAs (9/1/18)	\$ 3,037,809,955
Equals: Average Tax Rate	0.0009226
	<b>Total Per \$100,000</b>
Multiply by \$100,000	<b>\$92</b>

### Bonneville 93 - August 27, 2019 Bond Election Debt Disclosure

Bond Issue	Unpaid Principal	Next Interest Payable	Accrued Interest to bond election	Total Indebtedness <sup>(3)</sup>
2012A	11,780,000	293,800 <sup>(1)</sup>	264,420 <sup>(2)</sup>	12,044,420
2012C	9,090,000	206,475 <sup>(1)</sup>	185,828 <sup>(2)</sup>	9,275,828
2016A	49,950,000	1,128,775 <sup>(1)</sup>	1,015,898 <sup>(2)</sup>	50,965,898
2016B	20,775,000	441,000 <sup>(1)</sup>	396,900 <sup>(2)</sup>	21,171,900
2018	30,555,000	729,113 <sup>(1)</sup>	656,201 <sup>(2)</sup>	31,211,201
<b>Total Outstanding Indebtedness</b>				<b>\$124,669,246</b>

(1) Next bond interest payable on 9/15/2019

(2) 3/15/2019 to 8/27/2019 = 162 days (30/360 calendar)

(3) Total indebtedness, including accrued interest, projected to 8/27/2019

# D93 Bond History

Date	Cost	% Yes	Projects
<b>Mar 2018</b>	<b>\$35.3M</b>	<b>71.9%</b>	<ul style="list-style-type: none"> <li>● Black Canyon Middle School,</li> <li>● Safety improvements</li> <li>● HS design work &amp; land purchases</li> </ul>
<b>Nov 2015</b>	<b>\$55.3M</b>	<b>73.5%</b>	<ul style="list-style-type: none"> <li>● Thunder Ridge High School</li> </ul>
<b>Nov 2015</b>	<b>\$8.2M</b>	<b>67.5%</b>	<ul style="list-style-type: none"> <li>● Thunder Ridge HS auditorium &amp; stadium</li> </ul>
<b>Mar 2012</b>	<b>\$14.0M</b>	<b>72.0%</b>	<ul style="list-style-type: none"> <li>● Summit Hills,</li> </ul>
<b>Dec 2008</b>	<b>\$25.0M</b>	<b>69.0%</b>	<ul style="list-style-type: none"> <li>● Mountain Valley</li> <li>● Tech Center</li> </ul>
<b>Dec 2006</b>	<b>\$29.5M</b>	<b>76.5%</b>	<ul style="list-style-type: none"> <li>● Bridgewater</li> <li>● Discovery</li> <li>● Additions</li> </ul>
<b>Dec 2004</b>	<b>\$29.0M</b>	<b>77.8%</b>	<ul style="list-style-type: none"> <li>● Rimrock</li> <li>● Woodland Hills</li> <li>● BHS &amp; HHS additions</li> </ul>
<b>May 1990</b>	<b>\$10.9M</b>	<b>69.8%</b>	<ul style="list-style-type: none"> <li>● Iona Elementary</li> <li>● Hillcrest High School</li> </ul>
<b>1986</b>	<b>\$7.4M</b>		<ul style="list-style-type: none"> <li>● Sandcreek Middle School</li> </ul>
<b>1955-1985</b>	<b>\$4.9M</b>		

## Bonneville School District 93 Current Bond Amounts

Year	Primary Purposes	Amount Issued (in millions)	Amount Outstanding (in millions)	Payoff Year	Annual cost per \$100,000
<b>Series 2012A</b>	<ul style="list-style-type: none"> <li>• Summit Hills Elementary School</li> <li>• Professional Technical High School</li> <li>• Support Services warehouse</li> <li>• Renovations and upgrades throughout the district</li> </ul>	\$11.78	\$11.78	2031	\$15.32
<b>Series 2012C</b>	<ul style="list-style-type: none"> <li>• Refinanced a portion of 2007 bond</li> <li>• Discovery and Bridgewater</li> <li>• Additions and renovations at                             <ul style="list-style-type: none"> <li>○ Hillview library, office, and cafeteria</li> <li>○ HHS &amp; BHS additions</li> <li>○ Bus loops at Fairview / Cloverdale</li> </ul> </li> <li>• School buses</li> <li>• Land purchases</li> </ul>	\$15.0	\$9.09	2026	\$36.34
<b>Series 2016A</b>	<ul style="list-style-type: none"> <li>• Thunder Ride High School w/ Auditorium &amp; Athletic Stadium</li> </ul>	\$54.10	\$49.95	2033	\$80.01
<b>Series 2016B</b>	<ul style="list-style-type: none"> <li>• Refinanced a portion of 2009 bond</li> <li>• Mountain Valley Elementary School</li> <li>• Additions and renovations at other schools                             <ul style="list-style-type: none"> <li>○ Roof replacement at Tiebreaker and Ucon</li> <li>○ Elementary school single-point entries</li> </ul> </li> <li>• Technology Center</li> <li>• School buses</li> <li>• Land purchases</li> </ul>	\$20.78	\$20.78	2028	\$68.30
<b>Series 2018</b>	<ul style="list-style-type: none"> <li>• New Middle School</li> <li>• Replace Roof at Iona Elementary</li> <li>• Safety Improvements at Falls Valley Elementary</li> <li>• Upgrades to Bonneville and Hillcrest High Schools</li> </ul>	\$30.56	\$30.56	2035	\$36.73
<b>Totals</b>		<b>\$132.22</b>	<b>\$122.16</b>		<b>\$236.70</b>