

State Lottery Commission of Indiana
THANK YOU FOR JOINING
OUR MEETING IS SCHEDULED TO BEGIN AT 9:30 am



May 20, 2025 Meeting

Preliminary Matters

- Call to Order
- Compliance with Open Door Law
- Roll Call
- Approval of Minutes (by Roll Call Vote)
- Director Reports

Commission Roll Call

	Present	Absent
Chairman	<input type="radio"/>	<input type="radio"/>
Commissioner Luke Bosso	<input type="radio"/>	<input type="radio"/>
Commissioner Norman Gurwitz	<input type="radio"/>	<input type="radio"/>
Commissioner Andrew Mallon	<input type="radio"/>	<input type="radio"/>
Commissioner Roger Utzinger	<input type="radio"/>	<input type="radio"/>



Commission Vote to Approve Minutes

	Yea	Nay
Chairman	<input type="radio"/>	<input type="radio"/>
Commissioner Luke Bosso	<input type="radio"/>	<input type="radio"/>
Commissioner Norman Gurwitz	<input type="radio"/>	<input type="radio"/>
Commissioner Andrew Mallon	<input type="radio"/>	<input type="radio"/>
Commissioner Roger Utzinger	<input type="radio"/>	<input type="radio"/>





Director's Report

Sarah M. Taylor

Executive Director

May 20, 2025

Beneficiary Month



The banner features a red navigation bar at the top with the following links: [Draw Games](#), [Scratch-offs](#), [Fast Play Games](#), [Winners](#), [Promotions and Events](#), and [Who We Are](#). The Hoosier Lottery logo is centered in the navigation bar. The main content area has a blue background with white text on the left and large red and white graphics on the right.

**HELPING TO MAKE
INDIANA STRONGER,
SAFER AND SMARTER**

Thanks to our players, every year, the Hoosier Lottery contributes \$30 million to local police and firefighters' pensions and \$30 million to the Teachers' Retirement Fund. We're honored to champion our Hoosier Heroes.

**\$7.7
BILLION**

**GIVEN BACK
SINCE 1989**

May 20, 2025



Beneficiary Month



May 20, 2025

Beneficiary Month



May 20, 2025

\$42.5 Million Hoosier Lotto Announcement



May 20, 2025

South Bend Cubs and The Mill



May 20, 2025





Director's Report

Sarah M. Taylor

Executive Director

May 20, 2025



Annual Business Plan

Chuck Taylor

Director of Legal Affairs & Compliance

May 20, 2025

Update on LSA 24-431 Final Rule Fees-Filed and will be posted on June 11

Service	Fee
(1) Application fee for a new certificate of authority or change of ownership for each selling location.	\$100
(2) Renewal fee for an existing certificate of authority for each selling location.	\$50
(3) Issuance of duplicate or amended certificate of authority.	\$10
(4) Weekly service charge for each online lottery terminal.	\$10
(5) Late payment fee for amount due to the commission.	1st Non-Sufficient Funds (NSF) \$20 2nd or more NSF < \$1,000 = \$20 2nd or more NSF ≥ \$1,000 = \$50 plus 12% simple interest per annum on the amount due until collected



March 26, 2025



FY 2026 Annual Business Plan Review

Donald Redic

COO, General Manager for IGT Indiana

May 20, 2025



FY 2026 

Business Plan Preview



**Financial
Plan &
Summary**

Business Pulse

FY 2025

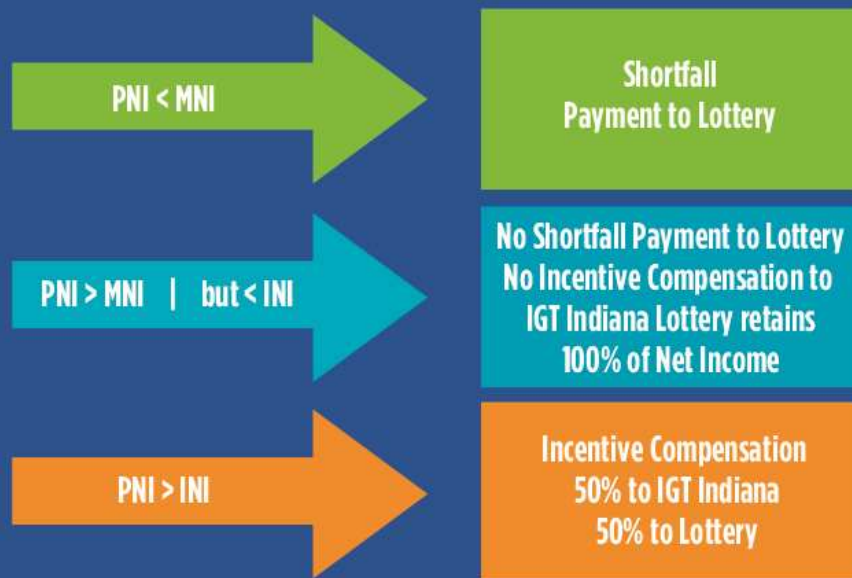


Income Back to the State

Provider Net Income (PNI) – Net amount that IGT Indiana provides to the Lottery Commission; consists of sales net of prize claims, retailer commissions, and IGT Indiana expenses

Incentive Net Income (INI) – Target amount over which IGT Indiana earns an incentive from the Lottery Commission

Minimum Net Income (MNI) – Target amount under which IGT Indiana pays a shortfall payment to the Lottery Commission



Fiscal Year	MNI	INI
2023	\$311	\$329
2024	\$316	\$336
2025	\$322	\$342
2026	\$327	\$349
2027	\$333	\$356
2028	\$339	\$363
2029	\$345	\$370
2030	\$351	\$378
2031	\$357	\$385
2032	\$363	\$393
2033	\$370	\$401
2034	\$376	\$409
2035	\$383	\$417
2036	\$389	\$425
2037	\$396	\$434
2038	\$403	\$443

Reflects contractual period

(\$ in Millions)





Forecasted Results for Current Fiscal Year

- **On Track to Achieve:**

- **\$1.64B in Total Sales**

- Scratch-off sales: \$1,260.0M
- Draw game sales: \$376.5M

- **Balance Expenses**

- Overall prize payout is 66.4%, slightly lower than budget due to mix of games
- Lottery expenses and Management Fee remain to budget as a percentage of sales

- **Provider Net Income of \$352M**

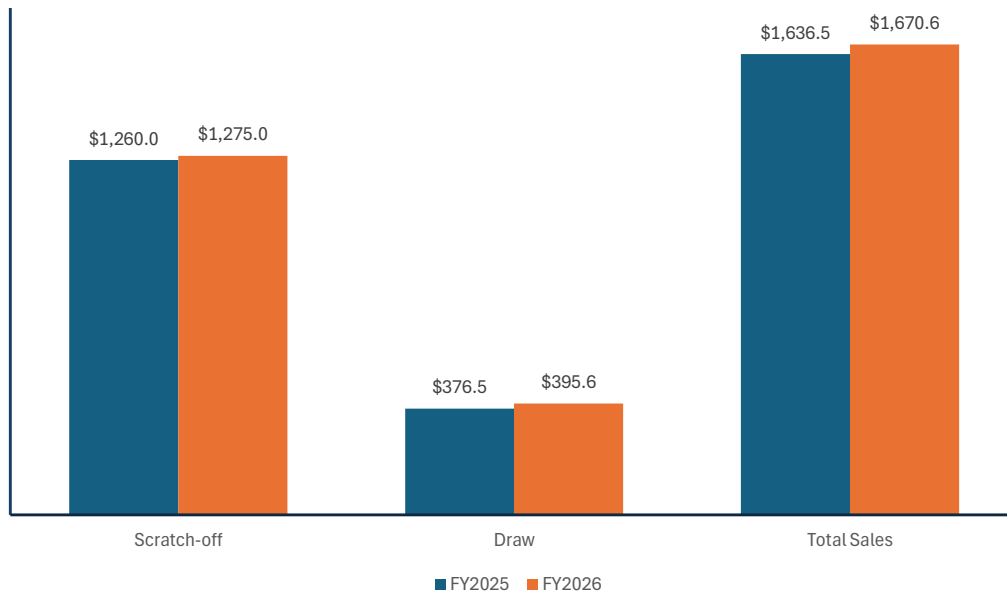
May 20, 2025

Based on May forecast





Fiscal Year 2026 Budget



May 20, 2025



Business Plan Highlights

FY 2026 

Optimize Retail Merchandising, Self-Service and Field Operations

1

Upgrade Self-Service machines investment and roll out



2

Update merchandising equipment to optimize interior/exterior retail presence



3

Optimize retailer network that builds on independently owned retail partnerships



4

Strong promotional footprint that adds value to retailer and player relationships



5

Performance-driven incentive programs that promotes investment in delivery and execution

May 20, 2025





Deliver a Well-balanced, Diversified, and Innovative Product Portfolio

1

Innovate Scratch-off and Fast Play with expanded play experiences

2

Launch Scratch-off and Fast Play with a monthly and bimonthly cadence

3

Utilize special printing techniques and licensed properties to enhance game appeal

4

Nurture existing Draw game portfolio while identifying opportunities to expand offerings



May 20, 2025

Broaden Player Engagement through Meaningful Content and Brand Experiences

1

Impactful media & communication choices utilizing segmentation research and strategic planning

2

Expand myLOTTERY player program benefits, while maintaining variety of promotional offerings

3

Develop content & promotional efforts to enhance brand experience

4

Enhance website and app experiences to with a digital-first approach



May 20, 2025





Evolve Corporate Social Responsibility

1

Continue to be an industry leader in Responsible Gaming by delivering on various World Lottery Association certification commitments

2


Support Community & Employee Engagement through partnership opportunities and promotion

3

Elevate Responsible Business Practices with outreach and sustainability operations



WORLD LOTTERY ASSOCIATION
CERTIFIED
WLA RESPONSIBLE GAMING
FRAMEWORK
LEVEL 4 / VALID UNTIL 2027





IGTTM
INDIANA

Q & A

May 20, 2025

FY 2026 Business Plan Adoption-Resolution 25-03

STATE LOTTERY COMMISSION OF INDIANA

RESOLUTION #25-03 Approval of Updated Annual Business Plan

WHEREAS, the State Lottery Commission of Indiana ("Commission"), in accordance with Commission Resolution #12-10 entitled "Approval of a Selected Offeror of Integrated Services," entered into that certain Integrated Services Agreement dated October 12, 2012, and properly amended June 16, 2015 ("ISA") with IGT Indiana ("IGT"), with the objective of maximizing revenues in a manner that is consistent with the dignity of the State and the welfare of its citizens in accordance with IC 4-30-5-3.

WHEREAS, for purposes of this resolution, capitalized terms not otherwise defined herein are intended to have the meaning ascribed to them in the ISA.

WHEREAS, pursuant to the terms of the ISA, the Initial Annual Business Plan was deemed Approved by the Commission upon full execution of the ISA.

WHEREAS, since the Effective Date of the ISA, IGT has provided Services pursuant to the ISA, including the Initial Annual Business Plan and subsequent Updated Annual Business Plans, at all times subject to the actual control and oversight of the Commission.

WHEREAS, pursuant to the terms of the ISA, IGT has submitted for Commission consideration an Updated Annual Business Plan which, among other things: (i) describes the objectives, plans, strategies and actions that IGT proposes be implemented during the State fiscal year ending June 30, 2026, which is Contract Year 13 under the ISA; and (ii) identifies the Budget and Minimum Net Income for Fiscal Year 2026.

WHEREAS, the terms of the ISA contemplate that the Commission will annually approve an Updated Annual Business Plan, with any such amendments and modifications as the Commission may require.

IT IS NOW THEREFORE RESOLVED, by the Commission as follows:

1. The Commission hereby Approves the Updated Annual Business Plan that was submitted to the Commission on May 20, 2025 (the "Approved Updated Annual Business Plan") such that upon the commencement of Contract Year 13 (on July 1, 2025): (i) the Approved Updated Annual Business Plan shall supersede and replace the Approved Updated Annual Business Plan Adopted on May 22, 2024; and (ii) IGT shall be authorized to provide Services to the Commission in a manner that is consistent with the requirements of the ISA, of which the Approved Updated Annual Business Plan shall be deemed a part thereof as an Exhibit thereto (in the same manner as originally established for the Initial Annual Business Plan).

2. The Commission's Executive Director ("Director") is hereby authorized and directed to take any and all actions that the Director deems necessary, desirable or appropriate to carry

out the purposes contemplated in this resolution and in the ISA with respect to providing full and adequate day-to-day oversight of the implementation of the Approved Updated Annual Business Plan, including but not limited to fully analyzing and approving or disapproving any and all matters relating to the Approved Updated Annual Business Plan that require additional Commission consideration and approval subsequent to the date of this resolution.

IT IS SO ORDERED THIS 20th DAY OF MAY, 2025.

DATE: May 20, 2025 THE STATE LOTTERY COMMISSION OF INDIANA

By Commissioners Present: Norman Gurwitz, Andy Malon, Luke Bosso, and Roger Utzinger as attested to by its Chairman.

Sarah M. Taylor, Acting Chairman



May 20, 2025

Commission Vote to Approve Resolution #25-03

	Yea	Nay
Chairman	<input type="radio"/>	<input type="radio"/>
Commissioner Luke Bosso	<input type="radio"/>	<input type="radio"/>
Commissioner Norman Gurwitz	<input type="radio"/>	<input type="radio"/>
Commissioner Andrew Mallon	<input type="radio"/>	<input type="radio"/>
Commissioner Roger Utzinger	<input type="radio"/>	<input type="radio"/>





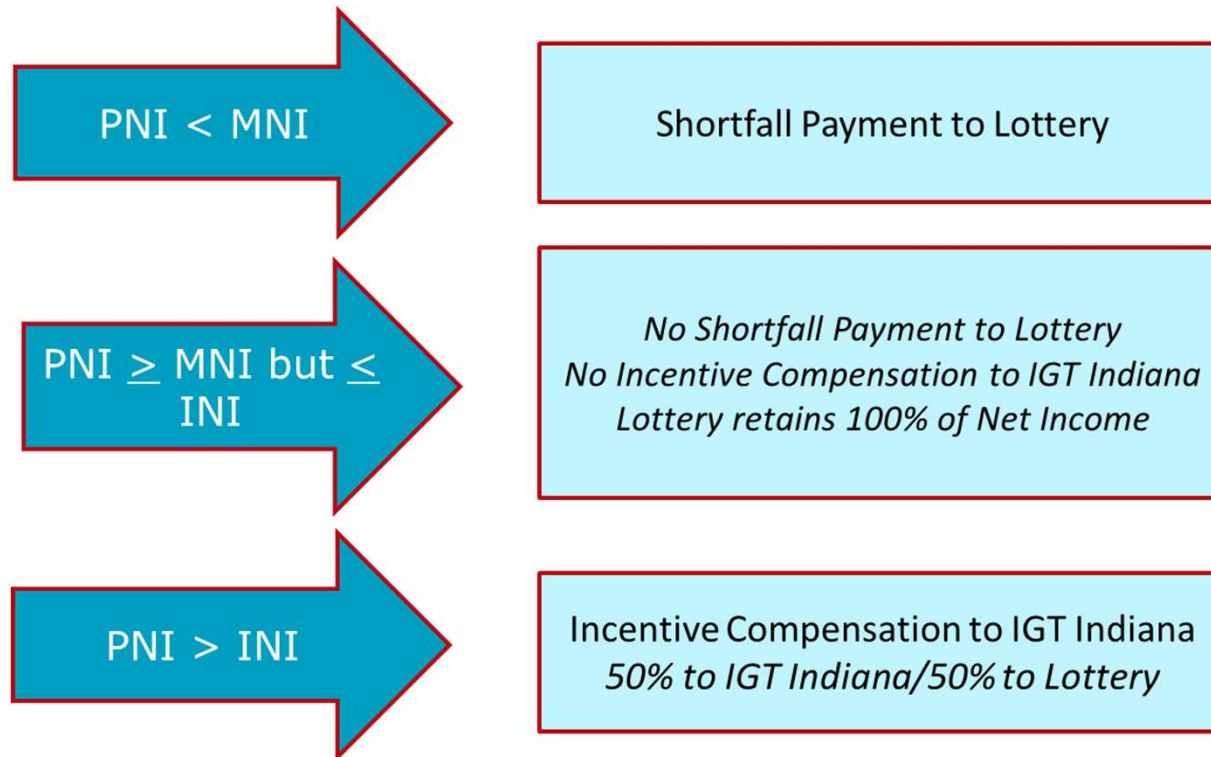
FY25 Financial Report

Carrie Stroud

Chief of Staff

May 20, 2025

FY25 Net Income Thresholds



PNI = Provider Net Income
MNI = Minimum Net Income (\$322M – FY 25)
INI = Incentive Net Income (\$342M – FY 25)

May 20, 2025



Financial Report - FY25 YTD

Income Statement

For the Ten Months ending April 30
(In Thousands)
PRELIMINARY & UNAUDITED

	FY25 Actual	FY25 Budget	Percentage Variance	FY24 Actual	Percentage Variance	Notes:
Revenues	\$ 1,337,519	\$ 1,396,986	-4.3%	\$ 1,474,380	-9.3%	1) Revenues are \$59.4M (4.3%) less than Budget and \$136.8M (9.3%) less than prior year
Prize Expense	883,223	929,832	-5.0%	963,760	-8.4%	2) Prize Expense is 66.0% of Revenues, compared to 66.5% budgeted and 65.3% in prior year
Game and Provider Expenses	160,490	171,784	-6.6%	172,333	-6.9%	3) Game and Provider Expenses are in-line with Budget and prior year as a percentage of Revenues (11.6%-12.3%)
Provider Net Income (PNI)	293,806	295,370	-0.5%	338,287	-13.1%	4) General & Administrative Expenses are \$2.1M (23.1%) less than Budget and \$241k (3.5%) greater than prior year
General and Administrative Expenses	7,109	9,247	-23.1%	6,868	3.5%	5) Surplus Revenue to the State is \$3.4M (1.2%) greater than Budget and \$33.1M (10.4%) less than prior year
Operating Profit	286,697	286,123	0.2%	331,419	-13.5%	
Other Income	2,433	1,919	26.8%	3,106	-21.7%	
Provider (Incentive)/Shortfall Payment	(4,167)	(6,526)	-36.1%	(16,417)	-74.6%	
Surplus Revenue to the State	284,963	281,516	1.2%	318,108	-10.4%	
Fair Market Value Adjustment	-	-	0.0%	-	0.0%	
Net Income	\$ 284,963	\$ 281,516	1.2%	\$ 318,108	-10.4%	



Financial Report - FY25 YTD

Revenue Breakdown

For the Ten Months ending April 30

(In Thousands)

PRELIMINARY & UNAUDITED

	<u>FY25 Actual</u>	<u>FY25 Budget</u>	<u>FY24 Actual</u>
Revenues			
Instant Tickets			
Scratch	\$ 1,019,450	\$ 1,077,183	\$ 1,070,533
Total Instant Tickets	1,019,450	1,077,183	1,070,533
Big Jackpot Draw Games			
Powerball (w/Double Play)	61,209	87,859	132,318
Hoosier Lotto (w/+PLUS)	43,682	32,884	45,902
Mega Millions	48,693	43,192	65,356
Total Big Jackpot Draw Games	153,584	163,935	243,576
Non-Jackpot Draw Games			
Daily 3	39,565	40,172	40,416
Daily 4	38,394	39,038	39,120
Quick Draw (w/Bullseye)	14,050	13,743	14,547
Cash 5	12,869	12,077	14,769
EZ Match	2,946	2,704	3,153
SUPERBALL	6,246	5,181	6,031
Cash4Life	5,979	5,933	6,084
Cash POP	11,210	9,818	9,476
Fast Play	33,226	27,202	26,675
Total Non-Jackpot Draw Games	164,485	155,868	160,271
Total Revenues	<u>\$ 1,337,519</u>	<u>\$ 1,396,986</u>	<u>\$ 1,474,380</u>

Notes:

1) Scratch Revenue is \$57.7M (5.4%) less than Budget and \$51.0M (4.8%) less than prior year

2) Powerball Revenue is \$26.5M (30.3%) less than Budget and \$71.1M (53.7%) less than prior year

3) Hoosier Lotto Revenue is \$10.8M (32.8%) greater than Budget and \$2.2M (4.8%) less than prior year

4) Mega Millions Revenue is \$5.5M (12.7%) greater than Budget and \$16.6M (25.5%) less than prior year

5) Non-Jackpot Draw Games are \$8.6M (5.5%) greater than Budget and \$4.2M (2.6%) greater than prior year



May 20, 2025

Financial Report - FY25 Forecast

Income Statement

For the Twelve Month Period ending June 30

(In Thousands)

PRELIMINARY & UNAUDITED

	FY25 Forecast	FY25 Budget	Percentage Variance	FY24 Actual	Percentage Variance
Revenues	\$ 1,636,502	\$ 1,698,970	-3.7%	\$ 1,744,212	-6.2%
Prize Expense	1,086,275	1,132,769	-4.1%	1,141,692	-4.9%
Game and Provider Expenses	198,227	208,540	-4.9%	205,363	-3.5%
Provider Net Income (PNI)	352,000	357,661	-1.6%	397,157	-11.4%
General and Administrative Expenses	9,284	11,574	-19.8%	8,578	8.2%
Operating Profit	342,716	346,087	-1.0%	388,579	-11.8%
Other Income	2,759	2,294	20.3%	4,359	-36.7%
Provider (Incentive)/Shortfall Payment	(5,000)	(7,831)	-36.2%	(19,858)	-74.8%
Net Income Prior to Distributions	340,475	340,550	0.0%	373,080	-8.7%
Fair Market Value Adjustment	-	-	0.0%	(978)	0.0%
Net Pension Obligation Adjustment	-	-	0.0%	626	0.0%
Net Income	<u>\$ 340,475</u>	<u>\$ 340,550</u>	<u>0.0%</u>	<u>\$ 372,728</u>	<u>-8.7%</u>

May 20, 2025





Sponsorship and Legislative Update

Jared Bond

Director of External Affairs

May 20, 2025

Out-of-Home Advertising Content



May 20, 2025



Legislative Update



May 20, 2025





Around The Corner

Tara Williamson

Director of Operations

May 20, 2025



On Sale Now:



Must be 18 or older to play. Please play responsibly.

\$30

GOLD RUSH DOUBLER

WIN UP TO \$75,000!

WINNING NUMBERS

29	40	19	65
5	34	39	10

DOUBLER NUMBERS

28	78
----	----

YOUR NUMBERS

6 \$30	42 \$150	9 \$500	71 \$500
80 \$2,000	27 \$5,000	11 \$50	79 \$30
64 \$250	60 \$2,000	41 \$100	35 \$5,000
17 \$150	18 \$30	54 \$50	2 \$150
20 \$60	59 \$2,000	34 \$75,000	3 \$200
22 \$5,000	1 \$50	66 \$250	48 \$60
38 \$500	4 \$40	16 \$200	23 \$50

HOW TO PLAY

Match any of YOUR NUMBERS to any of the WINNING NUMBERS, win prize shown for that number. Match any of YOUR NUMBERS to either of the DOUBLER NUMBERS, win DOUBLE the prize shown for that number.

Fast Play Overall Odds: 1 in 3.30
DO NOT MARK BELOW THIS LINE

On Sale Now:

Must be 18 or older to play. Please play responsibly.

\$5

JEOPARDY!

WIN UP TO \$5,000!

Enter non-winning tickets into the JEOPARDY! 2nd chance promotion!

WINNING NUMBERS

20 13 4 31 29

YOUR NUMBERS

110 \$3	1100 \$14	120 \$11
150 \$23	15 \$17	115,000 \$31
120 \$5	115 \$1	1500 \$28
1200 \$40	150 \$33	15 \$25

HOW TO PLAY

Match any of YOUR NUMBERS to any of the WINNING NUMBERS, win the PRIZE shown for that number.

DAILY DOUBLE 30

Match the DAILY DOUBLE number to any of YOUR NUMBERS, win DOUBLE the PRIZE shown for the number instantly!

Fast Play Overall Odds: 1 in 3.50
DO NOT MARK BELOW THIS LINE
©2025 Jeopardy Productions, Inc.

Must be 18 or older to play. Please play responsibly.

\$5

LOTS OF \$500s

WINNINGS START AT \$10!

WINNING NUMBERS

2 10 29 38 1
33 35 26 31 40

HOW TO WIN

Match all three of the numbers in each of YOUR GAMES to any of the WINNING NUMBERS, win PRIZE shown for that GAME. Each YOUR GAME is played separately.

YOUR GAMES

58 \$10	6 \$500	53 \$5
7 \$13	15 \$75	30 \$30
10 \$15	60 \$20	56 \$3
41 \$50	42 \$50	49 \$36

LOADED WITH \$500 TOP PRIZES!

9 \$75	24 \$100	28 \$4
19 \$45	44 \$11	32 \$500
34 \$200	20 \$23	22 \$50
48 \$37	51 \$12	

\$20 BONUS

If a BONUS NUMBER matches a WINNING NUMBER, win \$20 instantly!

BONUS NUMBERS

17 \$25	52
---------	----

Fast Play Overall Odds: 1 in 4.60
DO NOT MARK BELOW THIS LINE

Must be 18 or older to play. Please play responsibly.

\$2

BINGO BUCKS MULTIPLIER

WIN UP TO \$5,000!

CARD 1

LINE 52 4 CORNERS \$12
18 33 46 61
14 21 36 51 67
1 20 53 71
3 29 38 48 73
11 31 49 64

CARD 2

LINE 52 4 CORNERS \$12
4 20 45 55 62
6 22 31 59 67
14 16 47 75
12 29 38 53 70
15 19 32 50 68

CALL NUMBERS

4 22 14 24 47 15 45 19 29
75 31 32 38 20 53 67 16 59
48 55 12 68 70 62 72 50 6

HOW TO PLAY

Match the CALL NUMBERS to the numbers on CARD 1 and CARD 2. Complete a WINNING PATTERN, win the prize for that pattern. If your WINNING PATTERN contains a \$500 multiplier, your prize will be the WINNING PRIZE times the \$500 multiplier. Dollar sign and multipliers are your prizes. Check the prize chart below for more. Each CARD is played separately.

WINNING PATTERNS

5x5	4x4	3x3
2x2	1x1	1x1

Fast Play Overall Odds: 1 in 525
DO NOT MARK BELOW THIS LINE

Fast Play



May 20, 2025

Launching June 3rd



May 20, 2025

Launching July 1st



Launching July 20th

Must be 18 or older to play. Please play responsibly.

\$20

DIAMOND DAZZLER

WIN UP TO \$50,000!

WINNING NUMBERS
8 57 9 15 58 25 70 43

YOUR NUMBERS

20 \$500	12 \$100	3 \$30	10 \$100	24 \$5,000
31 \$200	16 \$100	69 \$50	28 \$300	35 \$2,500
56 \$100	40 \$5,000	60 \$500	65 \$100	13 \$50
70 \$50,000	68 \$2,500	1 \$200	42 \$50	7 \$30
14 \$300	17 \$200	21 \$500	38 \$100	39 \$500
26 \$20	45 \$5,000	52 \$100	29 \$1,000	6 \$50

HOW TO PLAY
Match any of YOUR NUMBERS to any of the WINNING NUMBERS, win PRIZE shown.

DAZZLER BONUS

BONUS 1 44 Match the DAZZLER BONUS number to any of YOUR NUMBERS, win \$50 instantly.	BONUS 2 37 18 Match both DAZZLER BONUS numbers to any of YOUR NUMBERS, win \$100 instantly.
--	--

Fast Play Overall Odds: 1 in 3.33
DO NOT MARK BELOW THIS LINE

Must be 18 or older to play. Please play responsibly.

\$5

THE ORIGINAL GAME OF CONNECT 4

CONNECT 4 TM, © & © 2025 Hasbro.

WIN UP TO \$18,000!

WINNING NUMBERS

11	36	17	24	6
15	4	38	27	9

PRIZES

ROW 1 33 16 10 39	\$250
ROW 2 14 5 29 11	\$5
ROW 3 17 9 15 6	\$18,000
ROW 4 26 22 38 31	\$50
ROW 5 40 3 12 36	\$500

HOW TO PLAY
Match all four numbers of either color in the same ROW to WINNING NUMBERS, win prize shown for that ROW. Each ROW is played separately.

Fast Play Overall Odds: 1 in 3.48
DO NOT MARK BELOW THIS LINE

Fast Play

Must be 18 or older to play. Please play responsibly.

\$1

Sunny Money

WIN UP TO \$1,000!

WINNING SYMBOLS

SUNNY MONEY SYMBOLS

PRIZE LEGEND

15 matches	\$1,000
14 matches	\$500
13 matches	\$200
12 matches	\$150
11 matches	\$100
10 matches	\$50
9 matches	\$20
8 matches	\$15
7 matches	\$10
6 matches	\$5
5 matches	\$2
4 matches	\$1

HOW TO PLAY
Match your SUNNY MONEY SYMBOLS to the WINNING SYMBOLS. Match 4 or more symbols, refer to the PRIZE LEGEND to determine PRIZE won.

Fast Play Overall Odds: 1 in 3.70
DO NOT MARK BELOW THIS LINE

May 20, 2025



myLottery Promotions



35th Social Promotions
Through Sept. 2025
Social media giveaway
the 13th of every month.



The Mill
Feb. 19 – Sept. 28
Grand Prize (1): Four (4) 2026 Season Tickets, cash, gift cards, HL prize pack.
Secondary Prizes (2): two tickets to any show in 2026 season, HL prize pack.



Powerball NASCAR
March 7– June 22
35 winners advance to multi-state drawing for trip to Phoenix and \$1 million. Plus, 3 winners will win a Brickyard 400 experience.



Concert Flyaway
April 17 – June 17
Grand Prize (1) trip to Live Nation event in US, gift cards, HL prize pack.
Secondary Prize (8): concert cash, HL prize pack. Social Promo: concert tickets (June TBD)



Baseball Promotion
April 18 – June 16
Grand Prize VIP Trip to PNC Park to see the Pittsburgh Pirates vs. Cincinnati Reds (8/9) game, \$1,500 Visa gift card, and more.



Indiana Fever
Grand Prize (1): two tickets, parking, \$250 Gift Card, autograph jersey, VIP experience, prize pack
Secondary (6): two tickets, parking and prize pack.. + Social Giveaway



Jeopardy! 2nd Chance
May 6– Sept. 26.
Scratch-off (5/6) & Fast Play (5/18).
No multiplier.
Twenty (20) winners. \$500 each + Social Giveaway (5/28-6/13)



State Fair
June 4– July 3
Grand Prize (1): Chance to win up to \$35K at live event + fair tix, etc.
Secondary (5): Six fair tickets, parking, \$300 Fair Bucks, HL prize pack. **Social giveaway:** 4 State Fair tickets (6/17-6/24) - 10 FB & 10 Instagram winners



Sustainability Promotion
June 5-30
Five (5) winners
Prize Pack: Backpack, notebook, lunch box cooler, bento box and Scratch-offs.



Jurassic Park 2nd Chance
July 1, 2025 – June 30, 2026
2nd Chance with digital activation multiplier
7 Grand Prize winners win trip to Hawaii and up to \$1 million. + Social Giveaways

May 20, 2025



End of Presentation

May 20, 2025

Commission Vote to Adjourn

	Yea	Nay
Chairman	<input type="radio"/>	<input type="radio"/>
Commissioner Luke Bosso	<input type="radio"/>	<input type="radio"/>
Commissioner Norman Gurwitz	<input type="radio"/>	<input type="radio"/>
Commissioner Andrew Mallon	<input type="radio"/>	<input type="radio"/>
Commissioner Roger Utzinger	<input type="radio"/>	<input type="radio"/>



Questions?



All media requests may be forwarded to:

Jared Bond
Director of External Affairs
jbond@hoosierlottery.in.gov

May 20, 2025

