

Spring HOME & GARDEN



The News Reporter

Welcome Home.

The News Reporter is pleased to bring you Spring Home and Garden 2023. Whether you are looking to spruce up your yard, add value to your home with remodeling and window replacement or find timely maintenance tips, there is something here for everyone.



Page 3 Whiteville club to celebrate National Garden Week 2023 with fundraising tour in Lake Waccamaw

Page 4 Teaching Children How to Protect Birds in your Backyard

Page 5 Now is the Time to Prep Your Lawn and Garden for Warm Weather

Page 6 Popular Trends in Home Exteriors

Page 7 One-Day Home Projects to Transform Your Spaces

Page 8 Exploring Different Backyard Structures

Page 10 Turn your Yard into a Vacation-Worthy Oasis

Page 11 Revitalize your Landscape on a Budget

Page 12 How to Make a Backyard Safe for Dogs

Page 13 4 Tips for Integrating Nature Into Your Interior Design

Page 14 How to Prepare Landscapes for New Plants

Page 15 The Many Benefits of Houseplants

Whiteville club to celebrate National Garden Week 2023 with fundraising tour in Lake Waccamaw

By **DIANA MATTHEWS**
dianamatthews@nrcolumbus.com

Tickets will go on sale by April 1 for the June 3 garden tour coordinated by the Whiteville Garden Club. As in the past two years, the event will raise money for scholarships to local students and a beautification project to benefit the community. For the first time, however, the tour will feature gardens next to and near Lake Waccamaw.

Visitors to the gardens will see local artists and musicians at work and speak to local authors in the gardens throughout the day. The program will also offer an indoor home tour and five informational learning sessions.

"This is our third garden tour and we are very excited to be showcasing Lake Waccamaw area properties," said Brenda Jolly, Whiteville Garden Club member and coordinator of the event.

With abundant water activities and beautiful scenery, Jolly said, "One thing is for sure; outside living is the key to any house and garden design for Lake Waccamaw properties."

Things to see, hear and taste

Self-guided tours run 10 a.m.-4 p.m. The six gardens "will offer diverse garden styles highlighted by water backdrop — some actual lakefront properties and others with pools and fountains," Jolly said.

Gardens on the tour belong to Cynthia and Joe Hansen, Becky and Jeff Lane, Carolyn and Terray Suggs, and Bunny Barker, all of Lake Waccamaw; plus the garden of Helen and Bobby Jordan of Hallsboro and the garden at the Lake Waccamaw Depot.

Plein-air artists and musical performances on the sites "will stimulate your total sensory experience," Jolly said.

This year's tour will offer five do-it-your-

self demonstrations at the Lake Waccamaw Depot. The schedule is:

10:30 a.m. Flower arranging by Laura Shaw

11:30 a.m. Ribbons and bows by Beth Schulz

1 p.m. Container gardening by Deborah Kelso

2 p.m. Microgreens by Lauren Wolff

3 p.m. Beekeeping by the Columbus County Beekeepers Association. "In addition," Jolly said, "we also have a historic home tour and refreshment stop at The Council Family home." Margo Council and Richard Wright are owners.

How to get your tickets

Tickets are \$20 each for the rain-or-shine event. "Proceeds go to Lower Cape Fear Life Care Angel House in Whiteville to establish a butterfly garden," said Jolly. "We also award scholarships to area high school art, horticulture and band students for their participation in our event."

Tickets can be purchased at Country Nursery in Whiteville, at the Lake Waccamaw Depot or from any Whiteville Garden Club member.

On the day of the tour, Jolly said visitors should "feel free to tour the gardens at your leisure and in any order that suits your schedule." She urges participants to "Bring along extra cash for the opportunities to take home treasures from the artisans and Lake Waccamaw Depot gift shop."

Club members urge everyone to put on their comfortable walking shoes and grab their shady

garden hats for "a day strolling amidst patios bedecked with bounteous color," plus "piers and porches offering the perfect

spot to celebrate the sunset, sunrise, or just an afternoon on the water."



Staff file photo by Justin Smith

At Whiteville Garden Club's 2022 tour, visitors strolled around properties such as this one, where flowers and art were on display side by side. The 2023 tour will feature artists at work in Lake Waccamaw-area gardens, plus instructional sessions for diverse do-it-yourself projects.

410 Clothing, Furniture & Gift Shop

Open Monday - Saturday • 8:30 am - 6:00 pm

Highway 410 South • Chadbourn, NC
910 654-4157



ASHLEY & Best Dealer
FURNITURE HOMES, INC.
410furniture.com



Gail Kennedy - Owner/Operator



Special Prices on Nurse Uniforms, Landau, Cherokee, Dickies, Peaches, and Nurse Shoes

Teaching Children How to Protect Birds in your Backyard

Part of being a good environmental steward is passing on this wisdom to the next generation. Here are three hands-on ways parents and grandparents can teach children to protect the birds in their very own backyard.

Build a Bird Feeder

Build bird feeders using natural or recycled materials to teach two earth-friendly lessons in one: the importance of reducing waste and the need to take care of local wildlife. Bird feeders can be crafted from milk cartons, tin cans, mason jars or even natural materials like pinecones. As you decorate your bird feeders, talk to your kids about how birds are not just beautiful, but also a vital part of the ecosystem and how you are offering these creatures a chance to rest and refuel. Fill your finished products with birdseed and choose a safe spot to hang them. Experts recommend bird feeders be positioned either closer than three feet or farther than 30 feet from windows.

Protect Flight

Birds in flight are prone to strike windows. Fortunately, there's an easy home project you and your children can complete together that will help prevent this from happening. Applying decals that reflect ultraviolet sunlight to your home's windows, particularly windows that are highly reflective of open sky, has been proven to substantially reduce the likelihood of bird strikes. Those from WindowAlert feature patterns that give the appearance of slightly frosted translucent glass, but glow like a stoplight for birds. Kids can help select from fun decal designs like snowflakes, butterflies and maple leaves. The brand also makes a high-tech UV liquid that offers even greater protection when applied between decals. To learn more, visit WindowAlert.com.

Keep a Log

Now that you've invited birds to your yard and have taken steps to protect them, inspire young naturalists to keep a log of flying visitors. Kids can draw pictures of the birds they see and note their observations. Visit Audubon for Kids at audubon.org for a



birding guide, activities, games and additional projects that can help kids learn to identify various bird species by sight and sound.

"Environmental stewardship starts in your own backyard, and people of all ages can get involved, including kids," says Spencer Schock, founder of WindowAlert. "The good news is that turning your home into a refuge for birds is fun, easy, and something parents, grandparents and kids can work on together."


PIERCE & COMPANY GENERAL STORE

Hallsboro

910-646-4158

Spring and Construction Seasons are here!!

Visit us for friendly, knowledgeable service and advice for your project!!



Check out
new materials
for decks,
piers, and sea
walls



Marine and Boating Supplies,
Outdoor Furniture and Grills / Cookers

Steaks, Fresh Sausage, Charcuterie
Meats and Cheeses, Produce in Season

Seeds, Fertilizers, Garden Tools,
Custom Birdhouses
Porch Swings

Building Supplies, Metal Roofing,
1 Grade Treated Lumber
Mobile Home Supplies

Major Credit Cards & EBT accepted

Gift Certificates available

Monday – Saturday: 7:30 – 5

Follow us on Facebook - www.facebook.com/PierceandCoGeneralStore



Now is the Time to Prep Your Lawn and Garden for Warm Weather

It may feel like warm weather is still a ways off, but you should already be getting your lawn and garden spring-ready, according to experts.

“One thing I don’t think people realize is that to get your grass, shrubs and other plants looking good in the spring...all that preparation starts right now,” says Major League Fishing bass pro Brian Latimer, or “Blat” as he is known by fans.

To help homeowners prep for spring, Latimer has partnered with lawn care equipment manufacturer Exmark to offer his four, go-to tips:

1. Pull Those Weeds. According to Latimer, the most important step in prepping your lawn and garden for spring is weeding. “I have a zero-tolerance policy when it comes to weeds,” he says. “Watch those sneaky weeds growing in your shrubs and ground covers, because those are going to be the first ones that show their heads in the spring.”

While weeding isn’t the most fun you can have in your yard, it’s worth the effort. Latimer also recommends putting a pre-emergent out now while cool-season weeds germinate. This is especially important if you have warm-season grass. While you can use pre-emergent on your planting beds as well, he recommends hand-pulling them if you can.

2. Tidy up with Selective Pruning. Pruning will make your shrubs look nice and tidy; however, Latimer recommends being careful in your efforts, avoiding plants that are budding. Pruning buds will keep your flowers from being as prolific in the springtime. You can check for buds by combing your hands through the foliage.

3. Get Rid of Pests. Certain spring pests should be treated for in the colder months. Latimer is especially wary of fire ants, as they’re one of the most active lawn pests in spring. Treating them early will minimize their activity and mitigate potential problems they cause when the weather warms up. “I can promise you they are going to be everywhere in warm weather, so treat them now,” he says.

4. Get Those Leaves up. Latimer knows that leaf blowing or raking is time-consuming, but he says that getting fallen leaves off the ground is essential. Not only are leaves

on your lawn an eyesore, but they can also keep a lot of excess moisture from winter rain, snow and ice stuck in your soil. This creates the potential for root rot, active pests and germinating weeds.

Latimer offers more insights in “4 Tips to Prep Your Backyard for Spring,” a recent video from Exmark. To watch the video, visit Backyard Life, which is part of a unique multimedia destination with a focus on helping homeowners make the most of outdoor spaces. There you can also download additional tips and view other Exmark videos.

There’s no time like the present to plan for the future. With these great tips in mind, it’s time to brave the brisk weather and get your lawn and garden prepped for spring.



The Buzz about Bees

Warm weather and extra hours of sunlight spark flowering trees and plants to bloom anew. This is the time of year when the air is sweet with the aroma of blossoms and the familiar hum of insects can be heard all around.

Not all “bugs” are the same this time of year. While you probably won’t want ants invading your backyard grill fest, the presence of bees nearby can be a good thing — even if those curious yellow-and-black critters get a little close for comfort from time to time. That’s because almost 90 % of wild plants and 75 % of the leading global crops depend on animal pollination, indicates the World Wildlife Federation.

Bees are remarkable creatures in small packages. The following are some bee facts to buzz about, courtesy of the WWF, Save the Bees™, NASA, and the Texas A&M University Honey Bee Information Site.

- There are roughly 20,000 species of bees around the world. Most of them are solitary bees.
 - Bees have five eyes. Two of the eyes are large compound eyes with hexagonal facets. The other three are small simple eyes.
 - Honeybees have a move called the “waggle dance.” It is a clever way of communicating where to go to find the best sources of food.
 - Bees can carry up to 122 times their body weight in pollen and nectar.
 - Bumblebees leave footprint scents behind. They are able to distinguish between their own scents, the scent of a relative and the scent of a stranger as they look for food. They also can avoid flowers already visited.
 - Should a queen bee perish, the hive workers will select a new young larva and feed it a special food called “royal jelly.” The larva will develop into a fertile queen.
 - Bees flap their wings 190 to 200 times per second. They can fly up to 15 miles per hour.
 - Female bees can sting; males do not. Losing the stinger will cause the bee to die. The honeybee can only sting once because its stinger is barbed. Bumblebees and hornets can sting multiple times because they have smooth stingers.
 - It can require nectar from two million flowers to make one pound of honey.
 - Many bees are not aggressive. Simply moving away from them can prevent a person from being stung. Generally, bumblebees and honey bees will only sting by accident or if a nest is being disrupted.
 - Wasps are different from bees in that they are mostly known to be predators. They eat other insects and often food that people eat, which is why wasps are more likely to be found around your cookout. Bees tend to be covered in hair, while wasps (which include yellow jackets) are smooth.
- Bees are remarkable creatures and should be celebrated as the weather warms up.



Allstate.
You're in good hands.

Angela Slagle
Agency Owner
Slagle Agency

Allstate Insurance Company
112 E. Smith Street
Whiteville, NC 28472

Phone 910-640-3989
Fax 910-642-3367
Claims 800-255-7828
angelaslagle@allstate.com
www.allstateagencies.com/angelaslagle



Personalized Service.
Trusted advice.





RedMax **BOB-CAT** **HUSQVARNA**
TURF EQUIPMENT

STIHL **shindaiwa**
Husqvarna

Cape Fear Filters & Hydraulics

3152 Old Stage Rd., Riegelwood, NC • 655-2019

Popular Trends in Home Exteriors

Certain homes have an undeniable wow factor. That instant appeal tends to be noticeable the moment visitors pull up to the curb, and it might be a byproduct of homeowners' willingness to embrace the latest exterior design trends.

Trends come and go, but recognition of the current fashions can help homeowners create that highly sought-after wow factor. The following are some recent trends in home exteriors that have helped homeowners set their properties apart.

Wood

Natural wood has undeniable appeal, and it hasn't only found newfound devotion among home interior decorators. Natural wood garage doors create a sense of warmth and can set a home apart from others with steel doors, which tend to be the most popular garage door material. In addition to the garage door, natural wood entry doors and wood decks are popular ways to impart this classical, warm look to a home's exterior.

Painted brick

Like natural wood, brick is a traditional material that's both sturdy and classical. But homeowners can add character to brick with a coat of paint, which has become a popular trend in recent years. Light tones tend to



Ambient outdoor lighting can be utilized throughout a property. Such lighting can light up walkways and driveways and be used to light up landscaping features like trees and gardens.

Home design trends tend to be fickle. But recognition of the current trends in exterior home design can set homes apart and turn properties into awe-inspiring places to enjoy the great outdoors.

be most popular when painting bricks. The experts at Better Homes & Gardens note that this could prove a long-term commitment if homeowners so desire, as a properly painted brick exterior could last as long as 20 years.

Hardscaping

Hardscaping isn't a new trend, but it has been trending in recent years. Hardscaping is an umbrella term that includes everything from outdoor living rooms to incorporating natural stone into a landscape. Outdoor living rooms are one hardscaping trend that has become increasingly popular of late. These spaces serve as an extension of indoor living spaces. The home improvement experts at HGTV note that recently homeowners have looked to create covered outdoor rooms that can be enjoyed more frequently than patios or decks that are not protected from the elements.

Outdoor lighting

It makes sense that individuals looking to spend more time enjoying their properties outdoors would want more lighting outside.

Spring Clean Your Home Office with these Easy Tips

In the pursuit of work-life balance, you may mentally compartmentalize your home office from the rest of the house. But that doesn't mean this space should get a pass where spring cleaning is concerned. Here are three easy ways to spruce up your workspace this season:

1. File: Make time to finally tackle that growing stack of paperwork. Decide what needs to be filed away, what needs to be shredded, and what can simply be recycled. (This would be a good time to manage those digital files as well.) If you don't already have a dedicated filing system, put one in place to keep things organized moving forward. Short on floor space? Use a wall-mounted paper organizer instead of a traditional filing cabinet.

2. Dust: Improve indoor air quality for healthier, happier working hours. Periodically dust your desk, your computer and monitor, the baseboards, lamps and the tops of ceiling fans. Vacuum the carpet and rugs and sweep the floor. Also, consider using an air purifier to reduce dust, allergens and other air pollutants. If you're not sensitive to pollen, invite a fresh breeze by cracking open a window on warmer days.

3. Disinfect: After a rough cold and flu season, it's a good idea to reset your workspace by disinfecting the items you touch most frequently, such as doorknobs, cabinet handles, light switches, your keyboard, your mouse, landline receivers and handheld devices. This is especially important to add to your checklist if your home office is visited by clients or colleagues.

Whiteville Ready Mixed Concrete

Serving Columbus County Since 1945



Your Locally Owned and Operated Concrete Plant

- Fast, Dependable Service • State Approved Plant
- ACI Certified Employees • Free Estimates
- Sand & Rock Available • Product Guaranteed
- We Help Make Buying Concrete Easier



Legion Drive Ext.
Whiteville
642-0426

Five One-Day Home Projects to Transform Your Spaces

Want to give your home a fresh look but don't have a lot of time to spend? Check out these five home projects that can be completed in just one day.

Refresh the Wall Paint

If there's one area in desperate need of a refresh, painting is a great place to start. With the right planning (and an early start), you can easily paint a room in a day. Purchase the materials you need, including primer, the paint color of your choice, brushes and rollers, and a high-quality painter's tape like FrogTape Multi-Surface painter's tape. Made with PaintBlock Technology, FrogTape ensures crisp and professional paint lines, so there will be no time wasted on touch-ups.

Once you have your supplies, tape the walls, apply primer and paint away. In just one day, a fresh coat of paint will have the room feeling brand new.

Enhance the Entryway

Your entryway should give your guests a warm welcome. A few simple solutions for sprucing up this area are organizing shoes, hanging up coats and adding a pop of color by laying a rug at the door. If you have the space, time and budget, you could consider

larger improvements such as adding a bench, shoe storage or a coat rack. Complete the look by adding decorative pillows to the bench or adding frames to the wall.

Replace Bathroom Accessories

One way to make a space look more contemporary is to update the hardware and fixtures. This works particularly well in bathrooms, where showerheads, faucets, towel bars and cabinet handles can be swapped out for matching, on-trend matte black or gold finishes. Other small, easily replaced items include shower curtains, towels, bathmats, soap dispensers and toothbrush holders. These swaps may seem minor to make, but they can make a big difference in the look and feel of the room.

Organize Cabinets, Drawers and Shelves

Once the hardware has been replaced on cabinets and drawers, open them up and get things in order. Start by going through what you have and deciding what can be eliminated. Clearing out clutter is particularly important for open shelves that are visible in the room. Once you've decided on what to keep, replace items in an organized manner so they're easy to find going forward. Sorting out these small spaces can help keep things running smoothly.

Rearrange a Bedroom

Sometimes you just need to look at what you already have with a fresh perspective. Rearranging the furniture in a room can make it feel brand new. It can be as easy as switching which side of the bed the nightstand is on or moving the dresser to another spot on the wall. Best of all, this approach doesn't require spending money on new items or supplies – all you need is your creativity and imagination!

With so many DIY projects that can be done in just one day, there's no need to put the task off. Consider giving your home the refresh it deserves now. For more DIY inspiration, visit frogtape.com.



DISCOVER

why 15 million homeowners
trust their homes to
STATE FARM.



 **State Farm**TM

Mary B Williamson, Agent

1011 North J K Powell Blvd
Whiteville, NC 28472
Bus: 910-642-3753
mary.b.williamson.c39z@statefarm.com

LIKE A GOOD NEIGHBOR, STATE FARM IS THERE.[®]
Providing Insurance and Financial Services

State Farm Fire and Casualty Company, State Farm General Insurance Company - Bloomington, IL
State Farm Florida Insurance Company - Winter Haven, FL • State Farm Lloyds - Dallas, TX
P048105 12/04

Exploring Different Backyard Structures

Designing an ideal backyard space requires forethought and an eye for style. Knowing which features to include in a yard often boils down to what homeowners want to achieve in the space. Will it be a relaxing oasis or a central entertaining focal point?

People often look to various structures to add height and visual interest to outdoor spaces. Homeowners will likely come across structures like arbors, gazebos, pergolas and even trellises as they wade through the variety of features they can incorporate into backyard plans. Each of these structures can add appeal, but they also can offer shelter from the sun and privacy when enjoying the yard. There are significant differences between these structures, so here's an in-depth look at what sets them apart.

• **Arbor:** An arbor is one of the more simple garden structures. It is usually a frame that is arched or square-cornered. Most homeowners use it as an entryway to a garden or even the front of the home. Those with green thumbs may cover the arbor with climbing and trailing plants. The Spruce says arbors date back to early Egyptian and Roman gardens and were used throughout Europe by the late 16th century.



• **Pergola:** The words arbor and pergola are often used interchangeably, but to suggest the two structures are the same would not be accurate. Pergola comes from the Italian word “pergola,” which means “projection.” Pergolas were once projected from exterior walls and supported on one side by pillars or columns. Today, arbors are usually freestanding units with two or four posts. Pergolas may be connected on one side to a home or another structure. Some are free-standing units supported by four posts. Pergolas tend to be larger and offer more privacy and shade than arbors.

• **Gazebo:** Gazebos are more defined garden buildings, states the contractor referral site Network. Gazebos are free-standing units that can be built in various shapes. Some are octagonal; others are square. Like a pergola, a gazebo is supported by columns and may have low railings or built-in benches. Gazebos also may have a more solid roof than arbors or

pergolas, providing sun and other weather protection. The roof may have added architectural appeal, like a cupola.

• **Trellis:** A trellis is a simple, geometrically-shaped structure that provides a surface for climbing plants. A trellis also may support fruit-bearing trees. Trellis work may be used in conjunction with an arbor or pergola, or be installed on fencing.

Incorporating structures into backyard designs can provide functionality and appeal.

Gurganus Farm Store

Service Value Selection

Riggs

hopes to see you soon! Come take a look at all his friends and take some home!!

SOUTHERN STATES
Dealer

DAN'S
Hunting Gear

VICTOR
Super Premium Dog Food

Carolina PRIDE

6 Whiteville Plaza, Whiteville
(behind Mark's Seafood) - 642-3064



Spring Is Here!

CHADBOURN FEED SERVICE

207 W. 1st Ave.

Chadbourn

910-654-3057


Family owned & operated since 1978

Now 3 Generations serving you!

chadbournfeed.com



Get ready to plant with our wide variety of seeds.
We have everything you need for your garden!



—Purina Mills—

Get your AC ready for summer.
Call today for a spring tune up.

Butler's Heating & Air Service, LLC
614 Washington Street
Whiteville, NC 28472
910.207.6000

Butler's
HVAC SERVICE

Lic #31601

Turn your Yard into a Vacation-Worthy Oasis

Warm weather means more time to relax outdoors. For those homeowners lucky enough to have entertaining spaces outside, spring and summer provides plenty of opportunities to enjoy fresh air under the sun or stars.

Over the last few years, families have become especially familiar with what works about their yards and where there is room for improvement. Pandemic-related travel restrictions and early stay-at-home mandates resulted in plenty of time spent in backyards on staycations. Even though many such restrictions have been lifted, homeowners may have seen the benefits of having functional respites right outside their doors.

A backyard renovation can cost anywhere from \$5,000 to \$50,000. The American Society of Landscape Architects suggests homeowners budget the cost of a major landscaping project at between 5 and 10 % of their home's value. Large or small, here are ways to make an outdoor oasis at home.

Create living privacy

Living in close proximity to neighbors may make privacy harder to come by. Wood or vinyl fences, however effective, may not provide the all-natural look many people desire. Vertical gardening, which trains easy-care vines like English ivy, clematis or various climbing roses to grow on trellis or fencing adds greenery and



privacy. Hedges and fast-growing shrubs also can be used for natural barriers.

Install a pool

Pools are the ultimate spots to cool off on hot days. An elaborately shaped inground pool can blend in with the landscape and offer the ultimate hang-out zone. However, above-ground pools also serve the purpose and are more budget-friendly. Stock tank pools are popular among those who want minimal pool expenditure or have small spaces to work with. Stock tanks are metal vessels traditionally used as watering holes for livestock. They also can be "adult kiddie pools" when combined with some plumbing.

Galvanized steel frames make them sturdy. With floats and other accessories, they can become the perfect oasis.

Provide outdoor atmosphere

Create a bespoke bistro vibe by using free-standing planters and posts along with hanging lights to make an intimate outdoor hangout spot at night. For those with permanent structures, like a deck or a gazebo, lights can be strung across the area or on railings or edging.

Extend the living space

Decks and patios can help make outdoor entertaining areas more comfortable by eliminating the need to sit on the grass or gravel. Plus, they add another "room" to the home. When paired with weatherproof patio furniture, such as sofas, loungers and tables, a private seating area can be crafted and utilized for any number of entertaining desires.

Hang a hammock

Few things evoke feelings of relaxation better than a hammock. Fitted between two trees (or two posts if trees are sparse), a hammock is an ideal place to grab a nap or read a book.

Additional oasis-inspired ideas include outdoor kitchens, lanterns, cascading water features, and bird feeders to attract the sounds of nature.

Selection, Quality & Price



Over 140,000 sq.ft.
Furniture & Bedding
In Stock For Every Room
In Your Home!




Cox

Warehouse Discount
FURNITURE

Bedroom,
Dining Room,
Living Room, Bedding
& Outdoor Furniture
Knowledgeable sales
personnel to help you

1423 North JK Powell Blvd., Whiteville on Hwy 701 at Hwy 74 Overpass **910-640-2900**



Revitalize your Landscape on a Budget

Many homeowners think they have to spend tons of green to get green in their landscape, but that isn't necessarily so. Homeowners can improve their landscapes without digging themselves into financial holes. These strategies can help anyone save some cash and still end up with attractive gardens and more.

- **Use stones or gravel for a walkway.** If commercially installed pavers or cement walkways are not within your budget, there are some affordable alternatives. Flagstone or individually purchased and spaced pavers and pea gravel can be used to create pathways. Some construction sites even offer free stones when asked. Soften the look with moss or other plants on the perimeter.

- **Remove some lawn.** Lawns can require hours of upkeep that may involve the application of expensive fertilizers and weed-killing products that are not always so eco-friendly. Reduce the size of a lawn by putting in a mixed planting bed of perennials or ornamental grasses, or use landscape fabric and mulch.

- **Look for free mulch.** Municipal recycling centers may offer residents access to free mulch made from grinding up leaves, branches and other plant debris collected



throughout the town. Simply bring a few containers to the recycling center and spread the mulch for an ornamental look or to insulate landscapes over winter and protect against weeds.

- **Repurpose old items into planters.** Old wheelbarrows, barrels, watering cans, and other items can be repurposed into

container gardening vessels. Figure out if items marked for the garbage bin can be incorporated into garden features instead.

- **Invest in plants that are easy to propagate.** Perennials are the gardener's friend when it comes to saving money. These plants sprout anew each year, and many, such as sedum, catmint, ferns,

hostas, and black-eyed Susans, can propagate by division. Figure out the best times of year to divide the plants and start growing them in individual containers before planting the sturdy new shoots in the ground. A single variety of plants grouped together in mass plantings is affordable and easy.

- **Shop end-of season sales.** Garden centers may begin to make room for holiday items come the fall. Take advantage of reduced costs on remaining plants and landscape accessories during this time of year. Plants can be covered or allowed to thrive indoors until they can be planted in the spring.

- **Pool your resources.** Homeowners planning on a big landscaping or revitalization project may want to speak with neighbors to see if they're interested in doing the same. Contractors guaranteed business from a few homes in the same neighborhood may be willing to negotiate lower prices for the volume of work on things like driveway repaving, deck- or fence-building, or installation of paver patios.

Some handy ideas can help homeowners transform landscapes without spending too much.

WHITEVILLE RENTALS

344 Vinson Blvd. (Hwy. 130 East) Whiteville, NC
910-642-6642 Just Past Lowe's

Get ready for Spring!
NOW YOUR LOCAL BOBCAT DEALER

- Backhoes • Farm Tractors • Bobcats • Trackhoes • Forklifts
- Trackloaders • Boom Truck • Bulldozers • Large Trailers
- Water Pumps • Floor Saws • Sled Tamps • Quickie Saws • Jack Hammers
- Cement Mixers • Portable Air Compressors • Portable Generators, etc.



WE RENT THEM ALL!

• Day • Week • Monthly Rentals

Auto • Home • Boat • ATV's • Motorcycle
Trucking • Commercial • Bonds • Renters Insurance

Freedom Insurance Agency, Inc.

tonyasfreedom@gmail.com www.freedominsurance4u.com

43 South Whiteville Village
Whiteville, NC 28472 (Across from Lowe's)
910-640-2828

Monday - Friday 8:30 to 5:30 / Saturday 9:00 to 12:00

Call today for a Quote!

Inland Marine • Mobile Homes • Restaurants • Churches
Car Lots • Life Insurance • General Liability • Workers Comp

“ Se Habla Espanol ”

How to Make a Backyard Safe for Dogs

Dogs, particularly puppies, can be full of boundless energy. Channeling that energy into exercise with long walks or play sessions can help stem dogs' propensity to get into trouble around the house as they burn off extra adrenaline. Pets who don't have an energy outlet may chew off-limits objects or get into other mischief.

According to the American Kennel Club, the amount of exercise a dog needs depends on the animal's age and breed. For example, border collies or Siberian huskies may require much more exercise than English bulldogs, simply because the former are working breeds. Pet owners with large backyards often find those outdoor spots are ideal for when their dogs get the "zoomies," something that tends to be a daily occurrence. Letting their dogs run around yards, whether on their own or chasing tossed tennis balls, is an ideal way to provide exercise and tire out pups. In such scenarios, it's vital that pups have a dog-friendly yard in which to play.

Use safe lawn care products

An expanse of grass is the perfect place to frolic or enjoy some sunbathing — for people or pets. But contact with chemically treated lawns can cause a number of health issues for dogs, such as allergies or intestinal upset.

Switching to native grasses can reduce the need to use chemicals to get lush lawns. When supplementation is needed, homeowners can switch to organic products or natural compost as safer alternatives than chemical-based products.

Fence off the yard

Off-leash running and bounding through the yard will make any dog smile. However, a fence is a must-have to ensure a dog doesn't become an escape artist. Be sure the fence is high enough so that the pup cannot jump over it. Burying chicken wire in the dirt beneath the lower edge of the fence also can help prevent dogs who like to dig from exiting by crawling underneath the fence.

Consider installing a lock on the fence gate so that no one can wander in and surprise the dog, which may startle the animal and prompt it to defend the property. A lock also helps prevent dog theft.

Keep the yard tidy

Maintaining a clean yard also is key to safety. Inspect the yard regularly to make sure nothing is around that can prove harmful, whether it's poison ivy, felled branches or broken fence panels. Also, keep shrubs and grass trimmed to reduce flea and tick populations on the property.

Avoid poisonous plants

Certain plants can be dangerous if they're consumed by curious pups. Chrysanthemums, peonies, irises, and hydrangeas are some plants that can be poisonous. For a full list of poisonous plants, visit the ASPCA website (aspc.org).

Keep an eye on animals

Dogs can spend some unattended time in the yard, but check in from time to time. Should wildlife get into the yard, dogs may get hurt by tussles or bites. Birds of prey, such as owls, hawks and even vultures, may attack small dogs in a yard. According to Pat Silvosky, director of the Milford Nature Center in Kansas, some birds can be territorial. While they might not view a dog as an easy meal, they could swoop down and attack to defend territory. The same may occur with other wild animals.

A dog-friendly yard may require a little effort to create, but it's worth a little sweat equity to keep pups safe.




Paits Tractor LLC

All 2022 equipment, all brands will be on

SALE

the week of March 20th through 25th.

Gravelly, Scag, Cub Cadet & Dewalt mowers.



This car will be at Paits Tractor on March 25th
from 8 am - 2 pm.



Lunch Will Be Served

4 Tips for Integrating Nature Into Your Interior Design

This spring home improvement season, get inspired by the outdoors with biophilic design.

“Biophilic design – the concept of integrating nature into interior design – not only is gorgeous but it fosters a healthy living environment, promotes happiness and comfort, and reduces stress,” says Jennifer Kline, multimedia graphic artist at ProVia. “There are many ways to reap these wellness benefits while adding vitality to your living spaces.”

To connect to the natural world within your home, consider these ideas:

Foster Tranquility

Taking a stroll through the forest can summon feelings of tranquility. Capture this inner peace at home from the moment you step inside with a fiberglass woodgrain entry door. Those from ProVia provide authentic-looking woodgrain textures, such as oak, cherry, mahogany, knotty alder and fir, and can accommodate various door glass enhancements. Engineered for energy efficiency, they’re also a sustainable choice, helping you protect the natural world as you embrace its splendor. Other design choices, such as exposed rustic ceiling timbers, rich hardwood furniture, warm hardwood floors and vinyl woodgrain windows, can help you carry the forest motif throughout the home, while imbuing interiors with richness and warmth.



Let Light in

“If you’re lacking natural light, it’s time to open those blinds and drapes and let the sunlight stream through your windows. It may also be time to consider a few enhancements that will help you enjoy more sunshine and observe your natural surroundings, even when you can’t be outdoors,” says Kline.

For kitchens and breakfast nooks, bathrooms and dens, consider vinyl garden windows, which invite more light into your space and include shelves ideal for housing indoor plants, such as fragrant herbs. Their three-dimensional design helps give rooms an airy, spacious feel. Family rooms and bedrooms are great locations for vinyl picture windows, which let in large amounts of light while providing unobstructed views of outdoor scenery. Need inspiration? Visit ProVia’s Window Photo Gallery at www.provia.com/windows.

To brighten your foyer, add an entry door with glass. Energy efficient sliding glass patio doors also let in sunlight, and give you the option to invite fresh air into your home or enjoy the melodies of singing birds on nice days. Skylights can flood small or closed-off spaces such as walk-in closets or bathrooms with light and give you views of blue skies.

Let it Grow

To give your home a welcoming, fresh feel, add various houseplants and indulge in fresh-cut flowers. A windowsill with small plants of varying shades of green can add texture, while larger potted plants near doorways help guests feel welcome. Fill dark, underutilized spaces with taller plants and place bright, lightly-scented garden flowers in such spots as the kitchen island and coffee tables. Use earthen or wood-carved vases for additional warmth.

Create Drama

From the warm brown tones of a picturesque southwestern mesa to the cool, earthy feel of quarried rock, manufactured stone veneer adds rugged texture, intriguing patterns and shapes, and a variety of hues straight from Earth’s natural color palette.

Whether you’re creating a focal point in a bedroom with an accent wall, adding character to your kitchen with a stone veneer backsplash, surrounding a tub with stone veneer for a spa-like bathroom or highlighting your fireplace, different stone profiles and grout colors can help you customize the look. Experiment with combinations using ProVia’s visualizer tool found at provia.com/stone/grout-visualizer.

Add Value And Save Money

With These Home Improvement Projects

Replace your “Clunker Windows” Now!

Vinyl Replacement Windows

With High Efficiency Glass

Only From The Memory Co.

Cuts your heating and cooling bills - Opens for easy cleaning

• Save Money Year Round

• Free High Performance Glass Upgrade from West Window Co.

Only available through The Memory Co.

**Celebrating
over 35 Years
of continuous service
in the Home
Improvement
Business**



THE MEMORY CO.



“Since 1984” Whiteville, NC 642-5824 1-800-323-0541

Building Quality Into Every Project

Morris Cartrette and his crew have the experience, the know-how, and the commitment to handle any building, remodeling or repair job.

No job is too big or too small, and every detail of the project will be handled professionally.

Licensed • Bonded • Insured

**Morris Cartrette and Son
Construction Inc.**

642-4902 or 640-7658

cartretteconstruction69@gmail.com

How to Prepare Landscapes for New Plants

New plants can add much to a landscape. Whether they're replacing plants that are no longer thriving or being added to supplement an existing landscape, new plants are an affordable way to give a home's exterior a whole new look.

Much consideration is given to which plants to add to a landscape. That's understandable, as homeowners want to choose plants that will thrive and won't compromise the health of surrounding plants and trees. Before planting or even choosing plants, it's important to plan for new additions to a landscape. Preparing the landscape can inform homeowners about which plants to purchase and can ensure they thrive after planting.

- **Document sunlight exposure.** Plants have different needs, and one of the biggest differences between species is the amount of sunlight they need to thrive. According to Penn State Extension, plants characterized as "full sun" require six or more hours of sunlight per day, while those considered "partial sun" need between four and six hours of sunlight per day. Plants designated as "partial shade" need two to four hours of sun per day, while "shade" plants need less than two hours of sunlight a day. Documenting sunlight exposure in advance gives homeowners an idea of which plants should be planted and where they should be planted. Jot down these observations in a journal over several weeks and then choose plants that will thrive in each area.



- **Test the soil.** A soil pH test is a simple and quick way to determine the acidity of soil. Soil pH levels will indicate how likely a plant is to thrive in a given spot. Low pH levels won't necessarily mean an area should be avoided, as some plants thrive in acidic soils. Additional soil tests can determine other characteristics, such as the nutrient levels of soil and the amount of organic matter it contains. Each of these variables can help homeowners make the right choices as they introduce new plants to their properties.

- **Consider local wildlife.** If local wildlife makes its presence known on a property, homeowners may want to take proactive steps prior to planting anything new. A new fence might prevent animals like deer from getting in, but that likely won't do much to repel smaller animals like squirrels, rabbits or foxes. If wildlife is a concern, homeowners can seek advice at their local garden center about which plants certain animals are likely to ignore. Homeowners who want to attract wildlife can do the same in reverse, choosing plants wildlife will be drawn to. Homeowners who want to deter wildlife should erect fencing or other barriers prior to planting.

- **Clear space if necessary.** Plants grow up and out, and cramped quarters can make it hard for new plants to thrive. Some may thrive but only at the expense of other plants. If necessary, clear space prior to planting to ensure plants have ample space to grow.

Some pre-planting landscape preparation can ensure new plants thrive.

Oakwood Homes Serving Columbus & Surrounding Counties for over 40 years

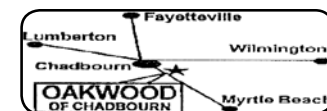


**Stop paying rent
and high light bills!**
Come by & see our large selection
Energy efficient smart homes
Singlewide, Doublewide
& Modular Homes
*You can personalize
the home of your dreams!*



Hwy. 410 S., Chadbourn

Call Today! 910-654-4128



The Many Benefits of Houseplants

The lines between the outdoors and indoors are being blurred. Homeowners build extensive outdoor living spaces so they can relax on weather-resistant furniture and even cook in lavish kitchens in their backyards. In addition, indoor three-season rooms full of bright, open windows that showcase outdoor vistas challenge the boundaries between outside and inside.

For those working with limited budgets, there are some easy, inexpensive ways to enjoy the majesty of natural landscapes indoors. Houseplants can be used to improve indoor spaces, and they also provide various health benefits.

Help with allergies

According to WebMD, rooms with houseplants tend to have less dust and mold in them than those without any foliage. Leaves and other parts of the plants serve as natural filters, catching airborne particles and allergens. Plants with textured leaves might be especially effective at trapping particles.

Put more oxygen into the air

The human respiratory system works by bringing in oxygen and releasing carbon dioxide. Plants do the opposite during photosynthesis. They absorb carbon dioxide and then release oxygen. Plants can put much more oxygen into the air, improving indoor conditions.

Increase indoor humidity and reduce illness

Studies from the Agricultural University of Norway found that indoor plants can increase humidity in indoor spaces, which decreases the incidences of sore throats, dry coughs, dry skin and the common cold. Higher absolute humidity can decrease the chances of survival and transmission of the flu virus.

Filter the air

Researchers who presented their work at the 252nd National Meeting & Exposition of the American Chemical Society found certain houseplants can combat the potentially harmful effects of volatile organic compounds. Plants may help filter out VOCs like benzene, acetone and formaldehyde, which can enter indoor air via cleaning supplies, dry-cleaned clothes, furniture, printers and paints.

Improve interior atmosphere

Prevention magazine says plants can be used to screen unattractive areas, moderate room temperature by shading spots from the sun and even reduce noise. Plants also can improve ambiance and create a pleasing atmosphere in a room.

Can improve mood

Growing and caring for plants can alleviate everyday stress. A nationwide study from *UK Magazine Gardeners World* found 80 % of gardeners declared themselves satisfied with life compared to 67 % among non-gardeners. Gardeners were more positive mentally. Greenery can help people feel more at home and improve mental health. A rehab center in Norway found patients reported a greater increase in well-being four weeks after having greenery added to their surroundings.

Houseplants can improve indoor areas and positively affect personal health.



TRANE® IS AMERICA'S MOST TRUSTED HVAC BRAND.

8 YEARS IN A ROW.

★★★★★
Lifestory Research®
AMERICA'S MOST TRUSTED
HVAC
2015 - 2022

TRANE TECHNOLOGIES
It's Hard To Stop A Trane.®

PRIDGEN BROTHERS
CONTRACTORS, INC.
HEATING AND AIR CONDITIONING

(910) 642-8174 www.pridgenbrotherscontractors.com

(910) 642-8174

www.pridgenbrotherscontractors.com

LIC. NO.

*Trane received the highest numerical score in the proprietary Lifestory Research America's Most Trusted® HVAC Brand study for years 2015, 2016, 2017, 2018, 2019, 2020, 2021 & 2022. Study results are based on experiences and perceptions of people surveyed. Your experiences may vary. Visit www.lifestoryresearch.com.

Your Complete Building & Hardware Source Since 1907



Building
Electrical
Tools
Molding/Millwork



Hardware
Paint
Plumbing
Lawn/Garden



117 E. Railroad Ave - Chadbourn, NC
910-654-4615 - www.mcarthursupply.com



Our Knowledgeable & Experienced Staff
Makes the Difference

