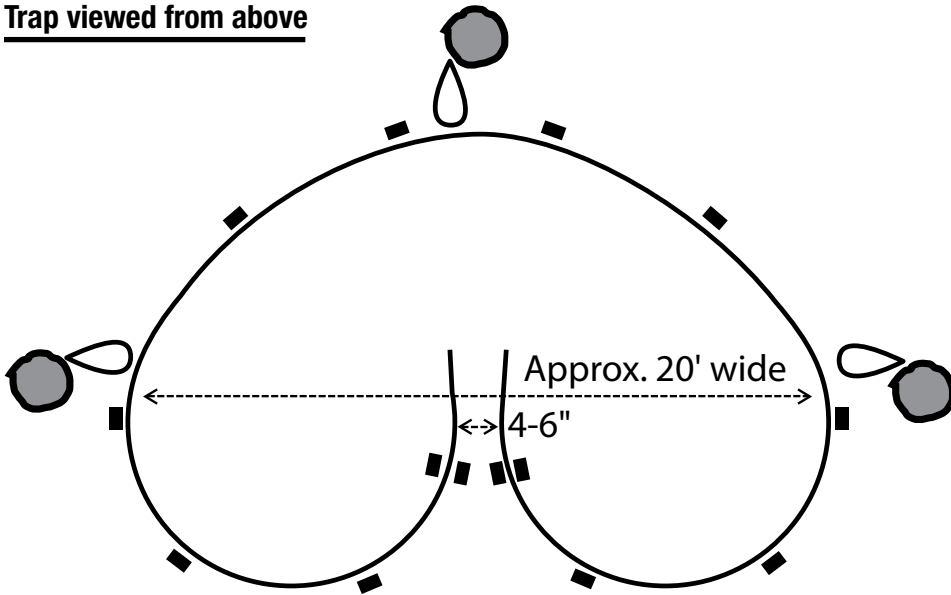








# Feral Hog Corral Trap

(Without a gate)

Trap viewed from above



**Key**

-  Tree
-  Metal fence post
-  Fencing
-  Snare

Fence is 6 foot welded wire with 4 x 4 inch mesh. (Optional: 2 x 4 inch will work.) You will need five sections that are 12-15 feet long. Attach to posts with wire and clamps. Allow approximately 10 inches of overlap between sections.

Leave a 4-6 inch gap between panel ends at entry. After the hogs pass through, the ends will mesh together, trapping the hogs inside. This pen will hold about 6-10 hogs.

**More about snares**

If you have trees at least 4 inches in diameter nearby that can be used as anchors, consider placing snares between them and the trap to catch additional hogs that may circle the pen. Also, place snares on hog trails leading to the trap. Use 1/8 inch 7x7 cable snares, 8-10 feet long. The loop should be 12-24 inches in diameter with the bottom of the loop about 8-10 inches off the ground.

Trap viewed from front

