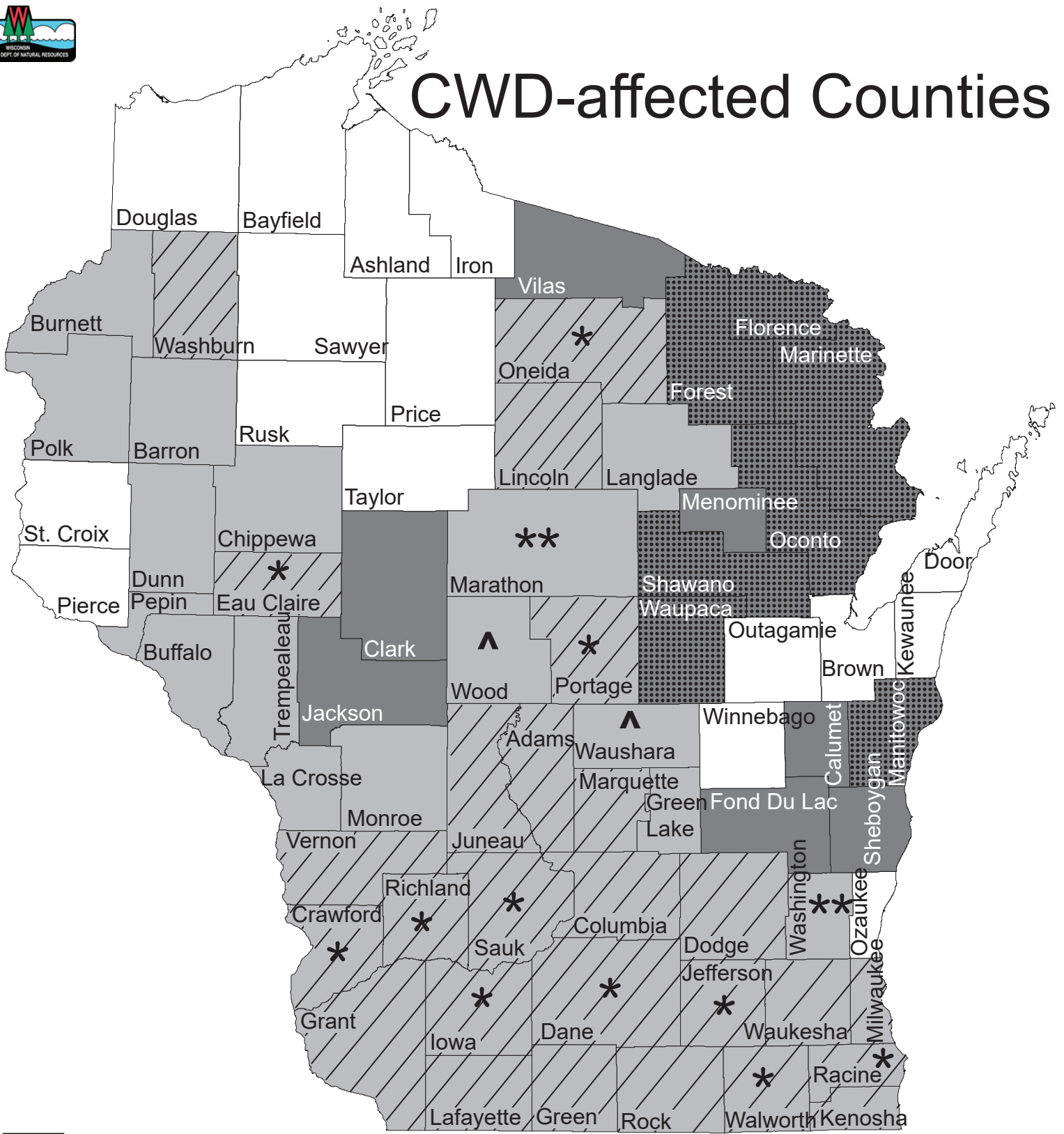











CWD-affected Counties



-  Counties with a wild CWD+
-  Counties within 10 miles of a wild CWD+
-  Counties with a captive CWD+
-  Counties within 10 miles of a captive CWD+
-  Counties with both wild and captive CWD+
-  County with a captive CWD+ as well as within 10 miles to wild CWD+ and/or captive CWD+
-  Counties within 10 miles of both a wild and captive CWD+

Note: For all counties a wild CWD+ or within 10 miles of a wild CWD+ will take precedence for shading