

The background of the slide features a large, semi-transparent watermark of the Madison Police Department logo. The logo is a shield-shaped emblem with a blue border. Inside the shield, the word "MADISON" is written in large, yellow, sans-serif capital letters across the top. Below this, there is a central illustration of a building with a dome, likely the Wisconsin State Capitol, set against a light blue background. The words "POLICE" and "DEPARTMENT" are written in yellow, sans-serif capital letters along the bottom left and right sides of the shield, respectively.

Top of State Street & Secondary Locations

Calls for Service Analysis

3 September 2019

Scope

- Calls for Service (CFS) are categorized as follows. Definitions are found on slides 3-6.
 - Violent Incidents
 - Property Incidents
 - Quality of Life Incidents
- Sources of information: Madison Police Department LERMS and CAD systems.
- Location Categories are identified as follows, for the purposes of this analysis:
 - Top of State Street is defined as:

| | |
|----------------------|---|
| 2 – 199 N Carroll St | Intersections: State & Carroll, State & Mifflin |
| 2 – 199 W Mifflin St | State & W. Dayton, State & N Fairchild |
| 100 – 199 State St | |
 - Madison Public Library: 201 W Mifflin
 - Overture Center: 201 State St
 - Concrete Park: 500 N Frances St
 - Beacon: 615 E Washington Ave

Violent Crimes Incident Types

- The following Calls for Service (CFS) descriptions are considered “Violent Crimes” for the purpose of this analysis.

Homicide

Death Investigation

Enticement/Kidnapping

Sexual Assault

Explosives Investigation

Battery

Child Abuse

Injured Person

Active Shooter

Sexual Assault (Child)

Aggravated Battery

Weapons Offense

Fight Call

Check Person – Weapon

Fire Investigation

Attempted Homicide

Sex Offense (misc)

Substantial Battery

Bomb Incident

Armed Robbery

Weapons Offense

Strong Armed Robbery

Property Crimes Incident Types

- The following Calls for Service (CFS) descriptions are considered “Property Crimes” for the purpose of this analysis.

| | | |
|--------------------------|----------------------------|-----------------------|
| Theft | Residential Burglary | Theft from Auto |
| Non-residential Burglary | Retail Theft | Theft – Gas drive off |
| Stolen Auto | Stolen Motorcycle | Stolen Bicycle |
| Worthless Checks | Fraud | Fraud/Identity Theft |
| Forgery | Extortion | Arson |
| Check Property | Problem Solving – Property | Property Found |
| Property Lost | Damage to Property | Graffiti |
| Alarm | Alarm Broadcast | |

Quality of Life Crimes Incident Types

- The following Calls for Service (CFS) descriptions are considered “Quality of Life Crimes” for the purpose of this analysis (1 of 2).

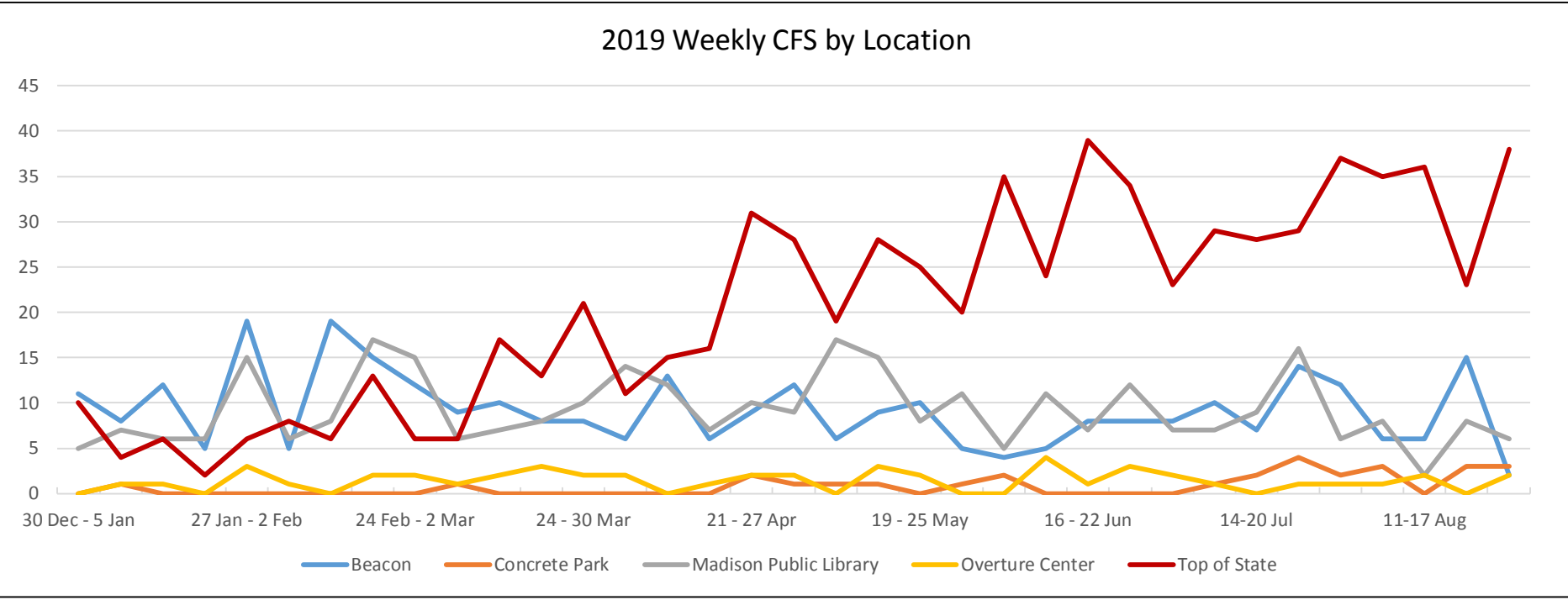
| | | |
|------------------------------|-----------------------------|--------------------------------------|
| Attempted Suicide | Exposure | Prostitution/Soliciting |
| Drug Incident/Investigation | Bar Check | Liquor Law Violation |
| Assist EMS/Fire | Emergency | Special Event |
| Threats Complaint | Bomb Threat | Disturbance |
| Disorderly Conduct | Juvenile Arrest | Juvenile Complaint |
| Domestic Disturbance | Neighbor Trouble | Landlord/Tenant Trouble |
| Suspicious Person | Suspicious Vehicle | Prowler |
| Stalking Complaint | Disturbance/Unwanted Person | |
| Annoying/Obscene Phone Call | Noise Complaint | Accident (Property Damage) |
| Accident (Unk. Injuries) | Accident (Injuries) | Accident (Hit and Run) |
| Accident (Private Property) | Traffic Arrest | OMVWI Arrest/Intoxicated Driver |
| Intoxicated Person | Parking Complaint | Check Parking |
| Parking (Street Storage) | Conveyance | Parking Complaint (Private Property) |
| Traffic Complaint | Traffic Incident | Road Rage |
| Traffic Stop | Towed Vehicle | Towed Vehicle/Abandonment |
| Bicycle Accident | Accident (MV-Deer) | Accident (Citizen Report) |
| Check Person | Foot Patrol | Problem Solving (Person) |
| Trespass | Animal Stray | Animal Found |
| Animal Disturbance/Complaint | Animal Lost | Animal Bite |

Quality of Life Crimes Incident Types

- The following Calls for Service (CFS) descriptions are considered “Quality of Life Crimes” for the purpose of this analysis (2 of 2).

| | | |
|----------------------------------|--------------------------------|--------------------------|
| ATL Person | Found Person | Missing Juvenile/Runaway |
| Missing Adult | Person Down | Silent Case Number |
| Child Neglect | Violation of a Court Order | Drug Incident (Overdose) |
| Preserve the Peace | Significant Exposure (Officer) | Safety Hazard |
| Assist Citizen | Assist Community (Policing) | Assist Translate |
| Assist Citizen (Vehicle Lockout) | Assist Police | Follow-Up |
| Assist K9 | Probation/Parole | On Duty Training |
| Serving Legal Papers | Assist Court | Civil Dispute |
| Conveyance (Detox) | Conveyance (Mental Health) | Odor/Smoke Complaint |
| Solicitors Complaint | Adult Arrested Complaint | Information |
| Recovered/Stolen Outside Agency | | Info/Escapee |
| 911 Abandoned Call | 911 Disconnect | 911 Misdial |
| 911 Playing w/Telephone | 911 Call Question | 911 Call Silent |
| Test 911 Call | 911 Call Unintentional | PNB/AED Response |
| 911 Nuisance Calls | Assist Citizen (Lake) | Ambulance Only |
| Assist Green County Sheriff | Medical Examiner | Non-Urgent Notifications |
| Phone | Repo | Directed Patrol |
| Storm | | |

2019 Weekly CFS by Location

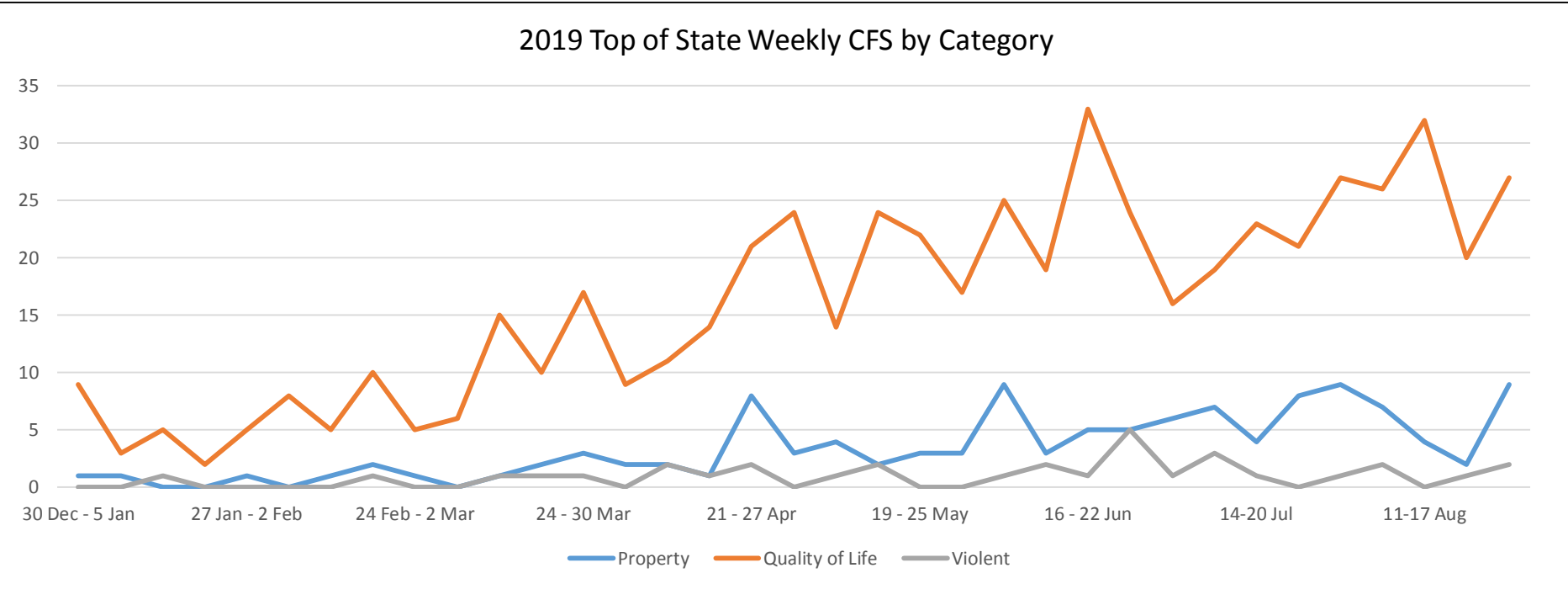


Analyst Notes:

The chart depicts all CFS for all locations based on weekly totals for the dates depicted.

Since May, it appears that CFS trends at the Madison Public Library and the Top of State Street are generally inversely related – when CFS at one location increases, the other decreases. However, the change in the CFS numbers for the Top of State Street are greater than those at the Madison Public Library.

2019 Top of State Street Weekly CFS



Analyst Notes:

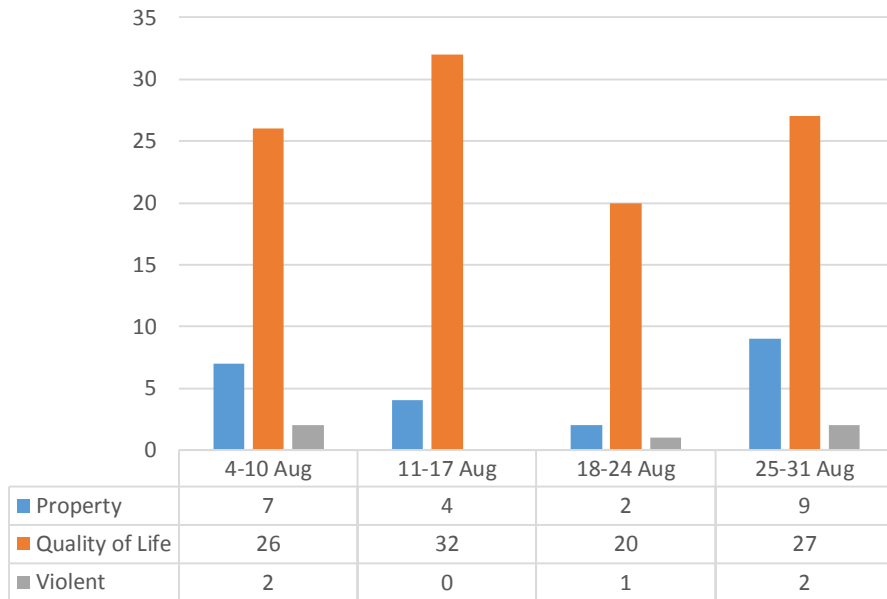
The chart depicts all CFS for the top of State Street based on weekly totals for the dates depicted. The weekly total average from 30 December 2018 – 31 August 2019 is 20.57 CFS/week. The weekly total average for the last 4 reporting periods is 33.00 CFS.

CFS at the top of State Street have been generally trending upward in all categories since January 2019.

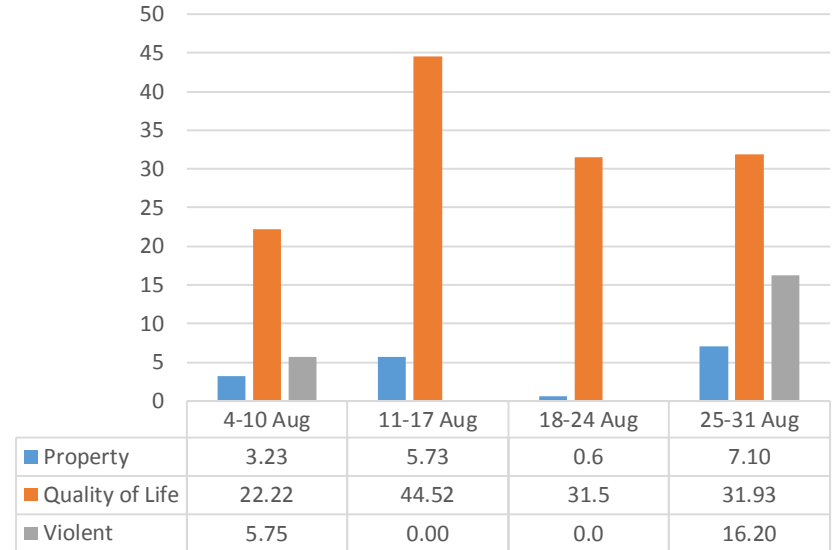
The total CFS for the period 16 – 22 June is the highest year to date with 39 (33 Quality of Life). The period with the lowest CFS was 22 – 26 January with 2 (2 Quality of Life). This period also saw severe inclement weather, with Madison PD responding only to emergency calls.

Top of State Street Last 4 Weeks CFS #'s & Time

Last 4 Weeks Top of State CFS



Time on CFS at Top of State Street by Type (Hours)



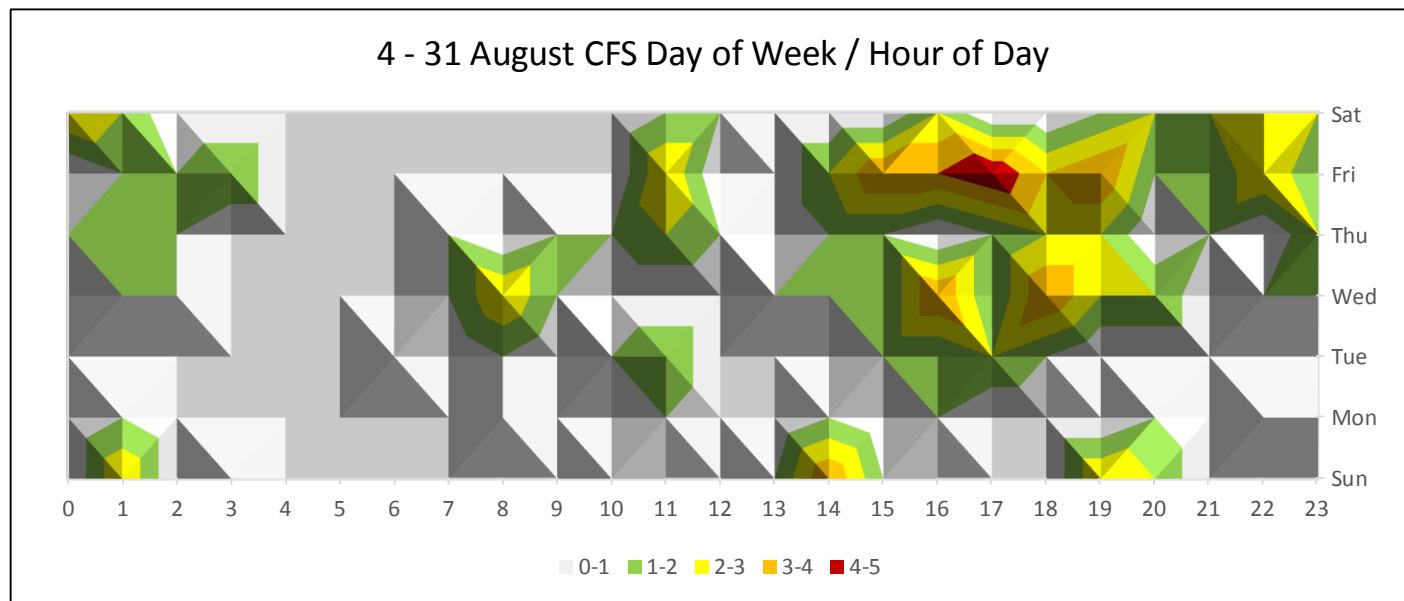
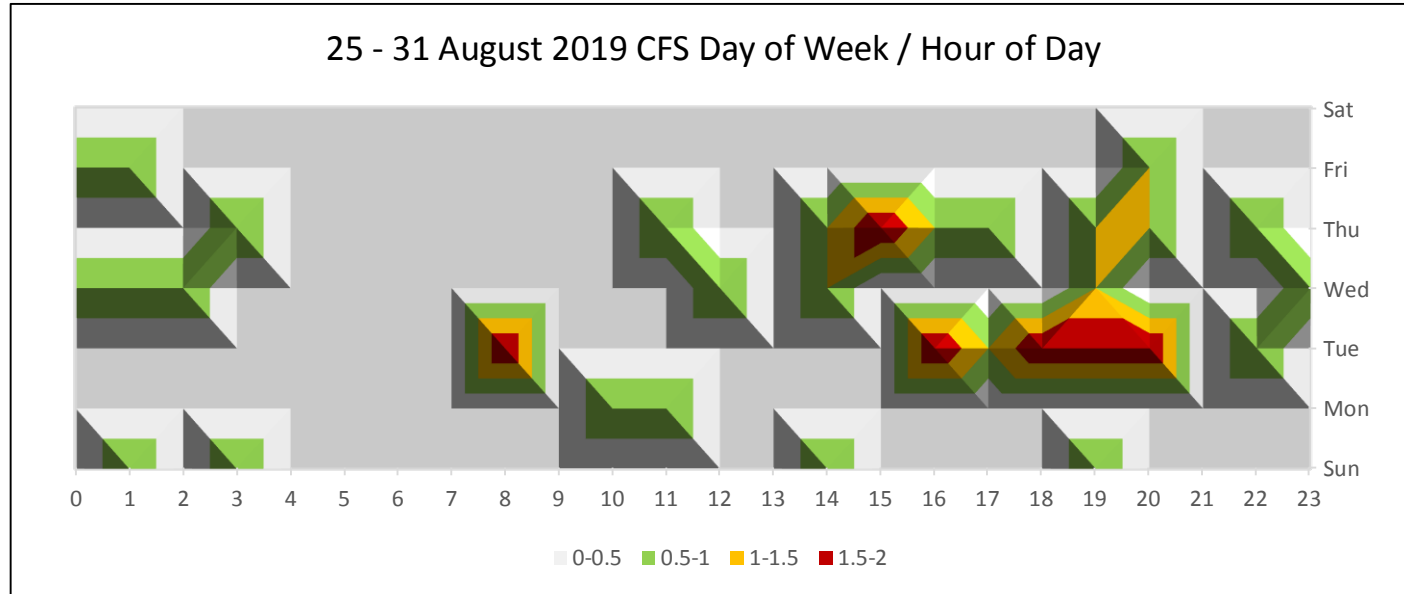
Analyst Notes:

Property incidents increased by 7 from the previous week. The time required increased by 6.50 hours. Quality of Life incidents increased by 7 from the previous week. The time increased by .43 hours. Violent incidents increased by 1 from the previous week. The time increased by 16.20 hours.

Year to date totals for times on CFS at the Top of State Street (as of 24 August 2019)

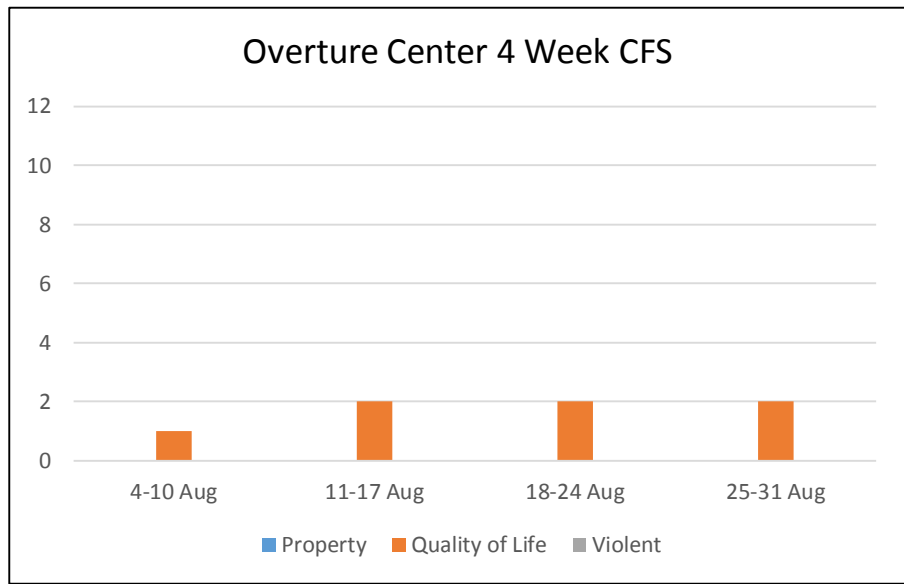
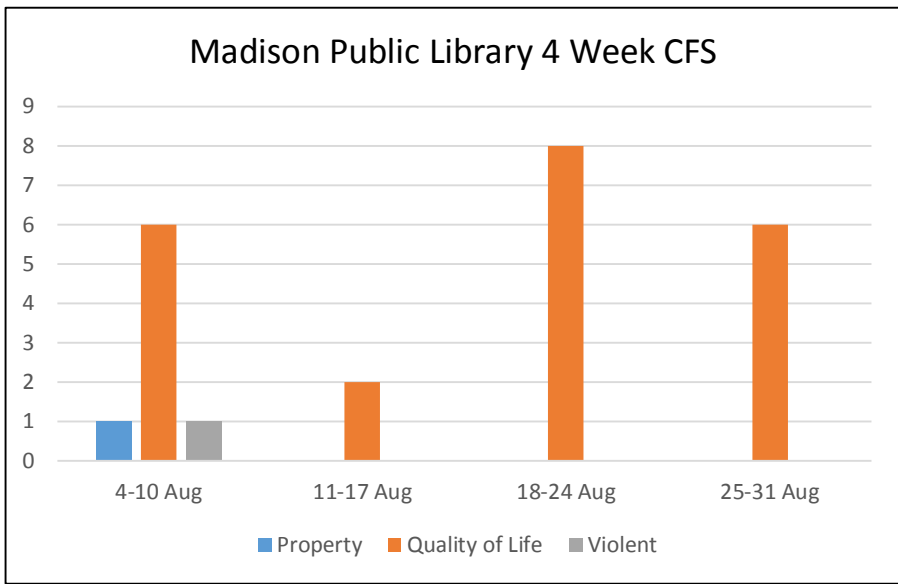
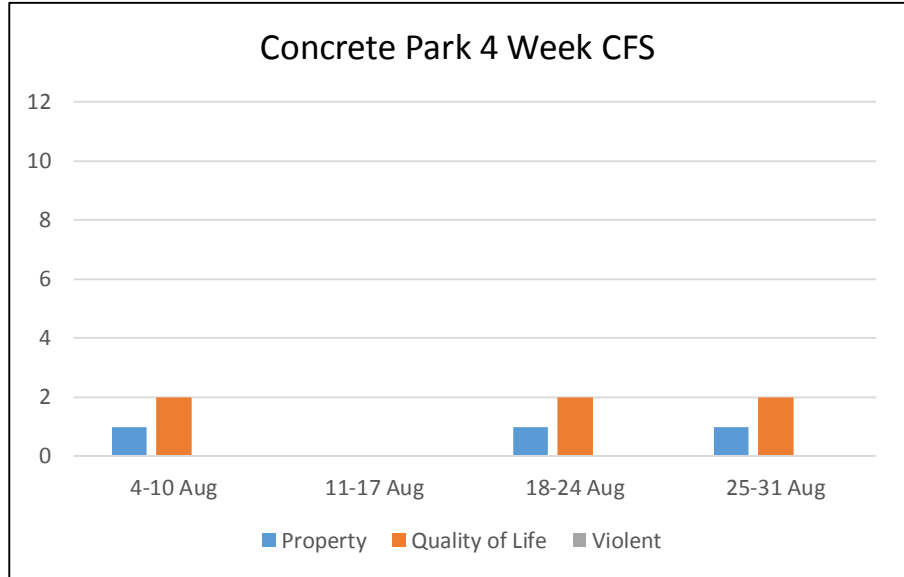
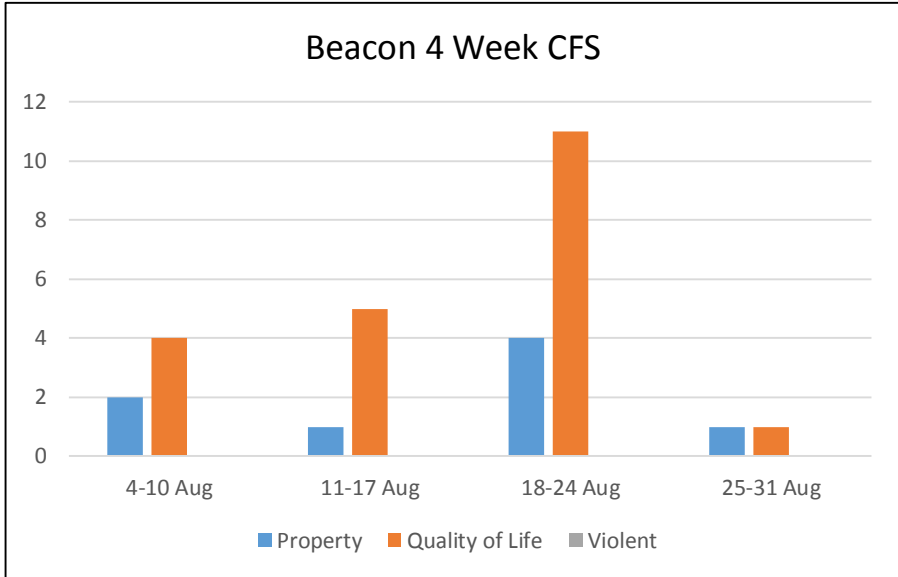
Property: 6776 minutes (112.9 hours)
 Quality of Life: 50611 minutes (843.5 hours)
 Violent: 13427 minutes (223.8 hours)

Top of State Street CFS Day of Week / Time of Day

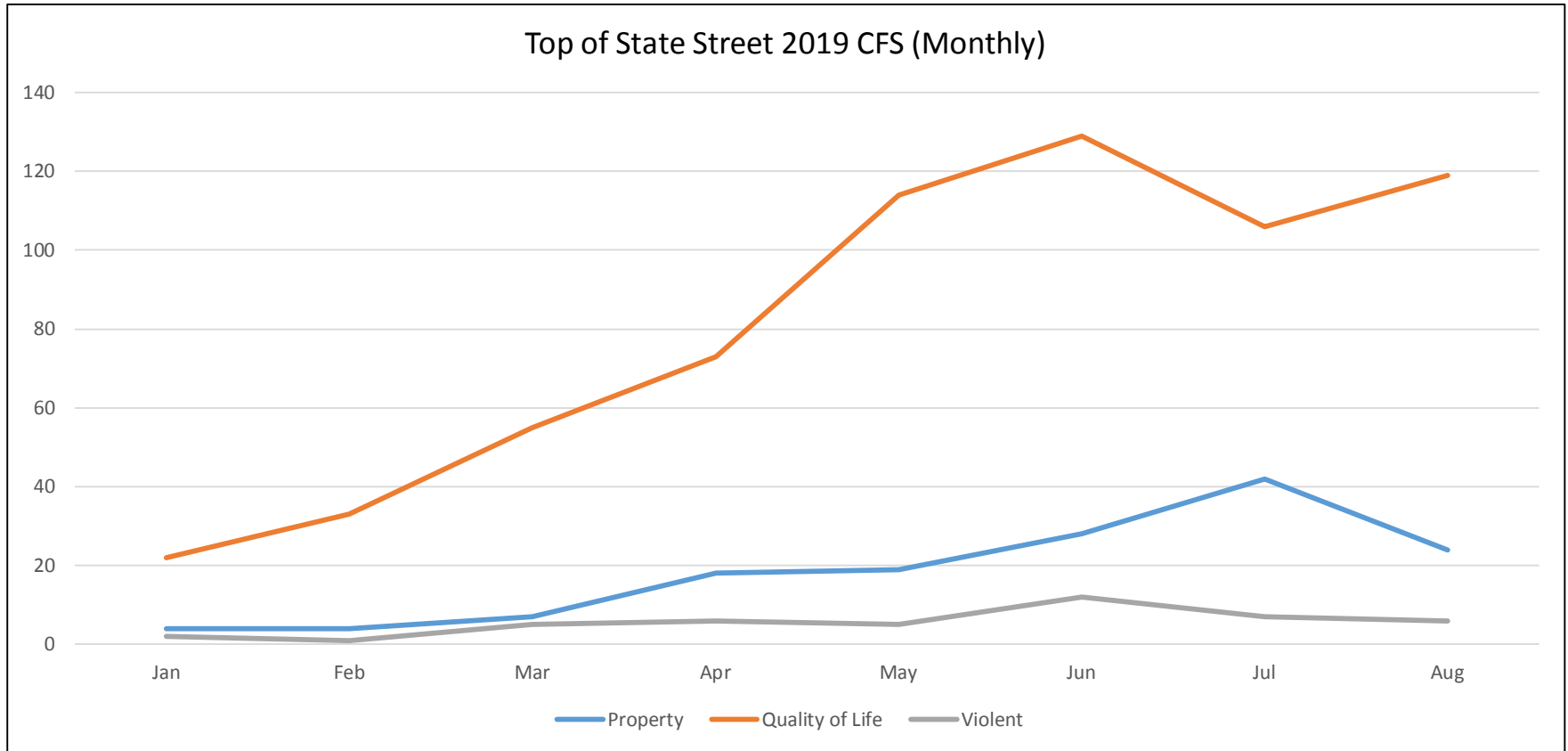


(Unclassified//Law Enforcement Sensitive)

Last 4 Weeks - CFS by Location Category



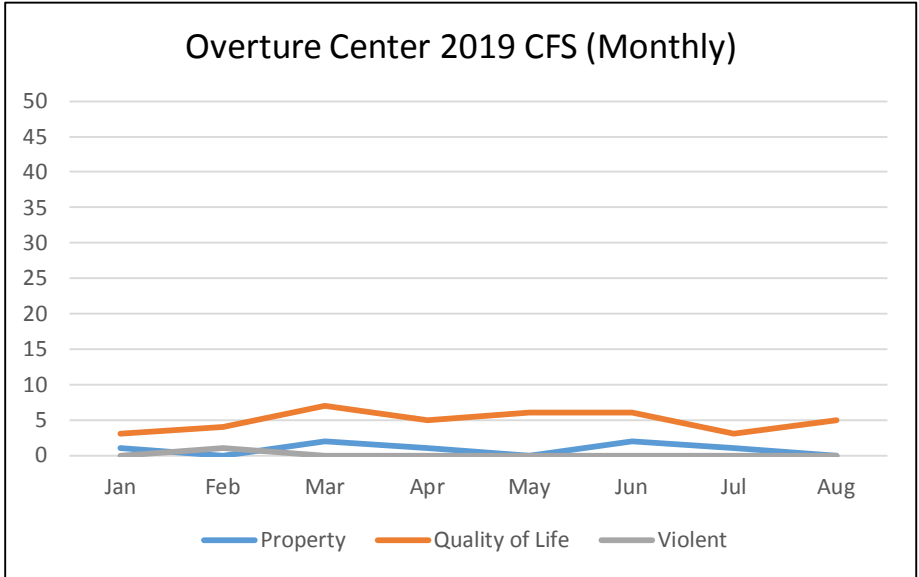
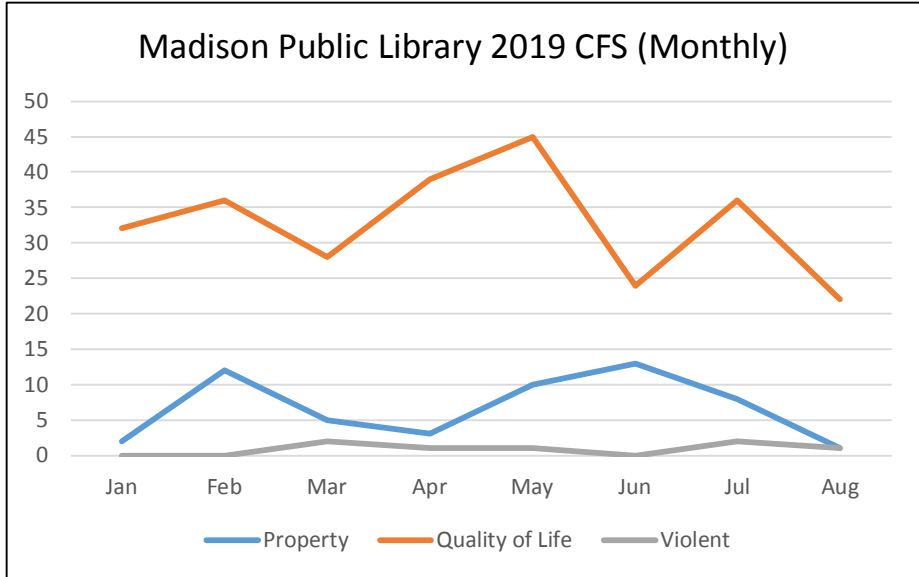
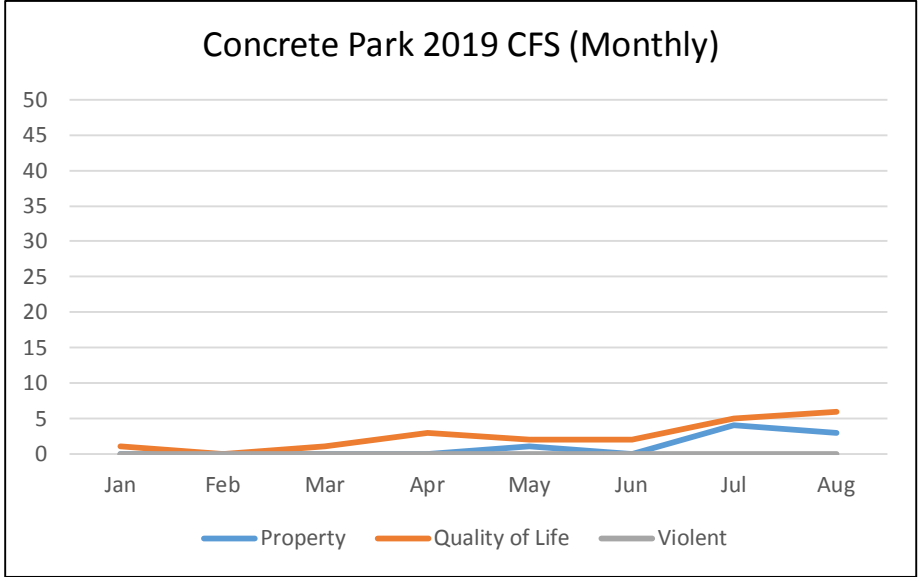
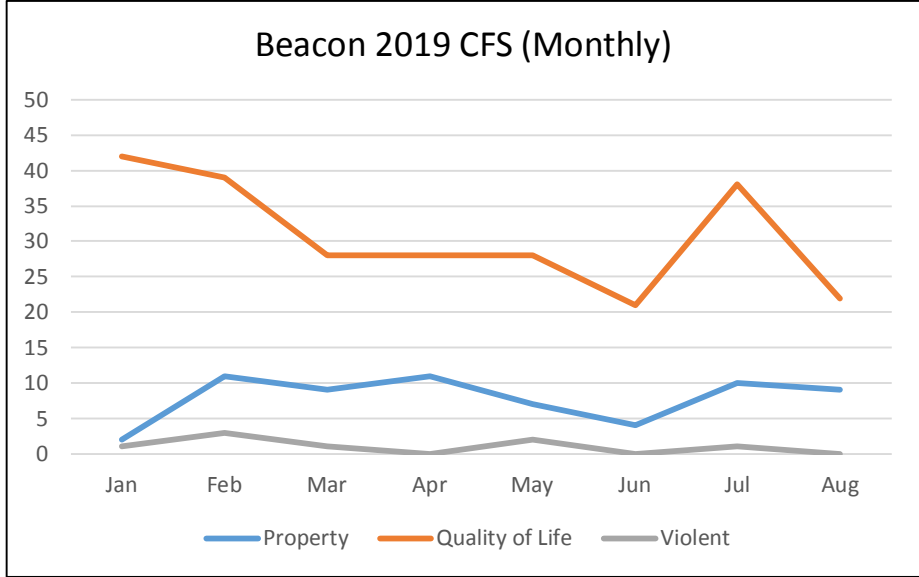
Top of State Street Monthly CFS



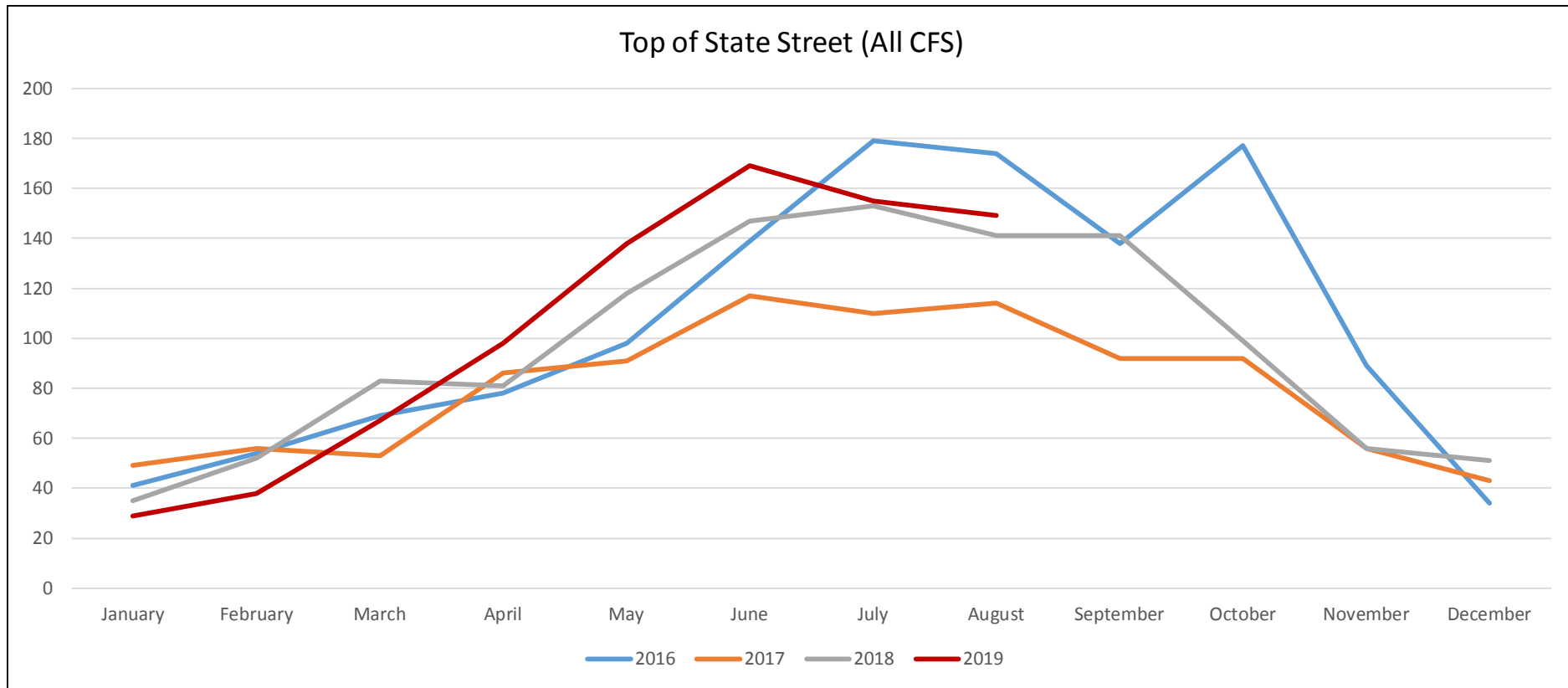
Analyst Notes:

- Monthly CFS at Top of State has increased since January 2019, with the exception of July. CFS in July decreased 9% from June.

Secondary Locations CFS (Monthly)



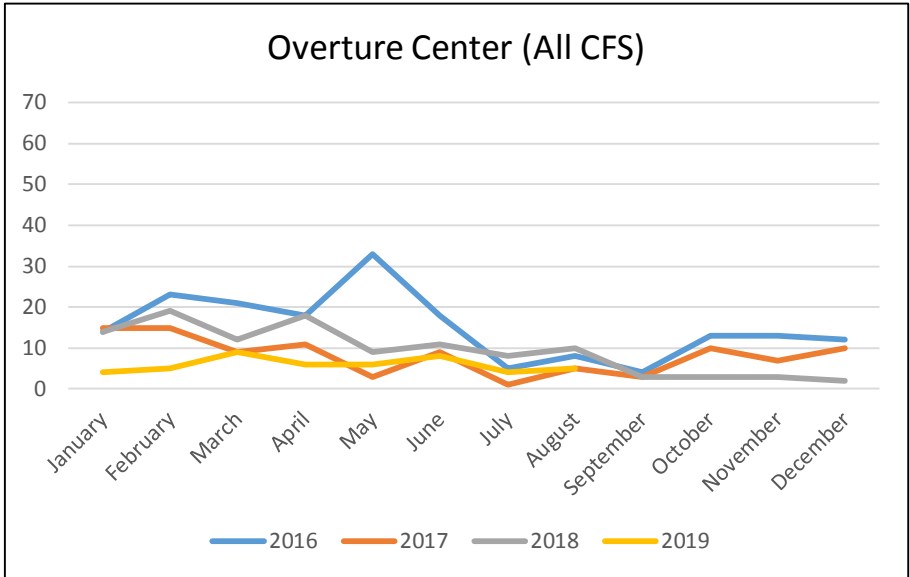
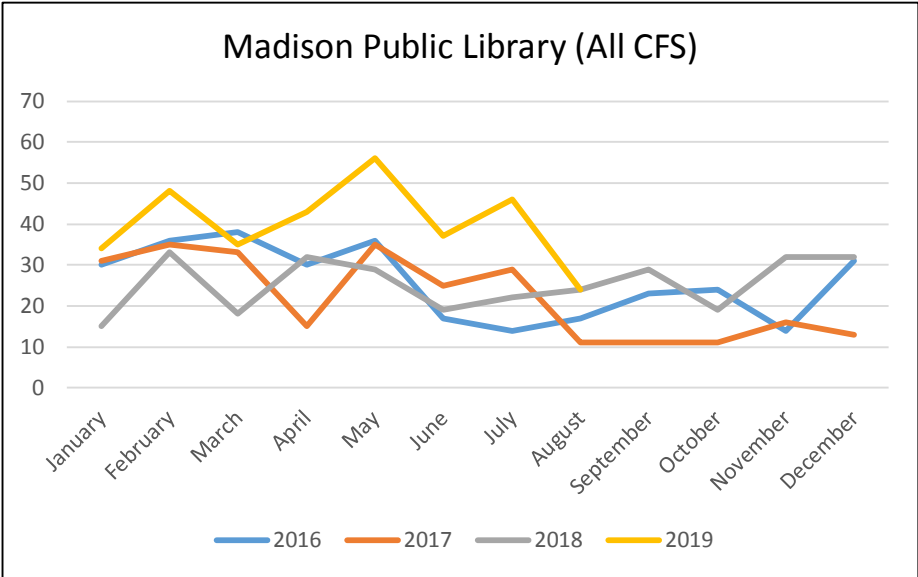
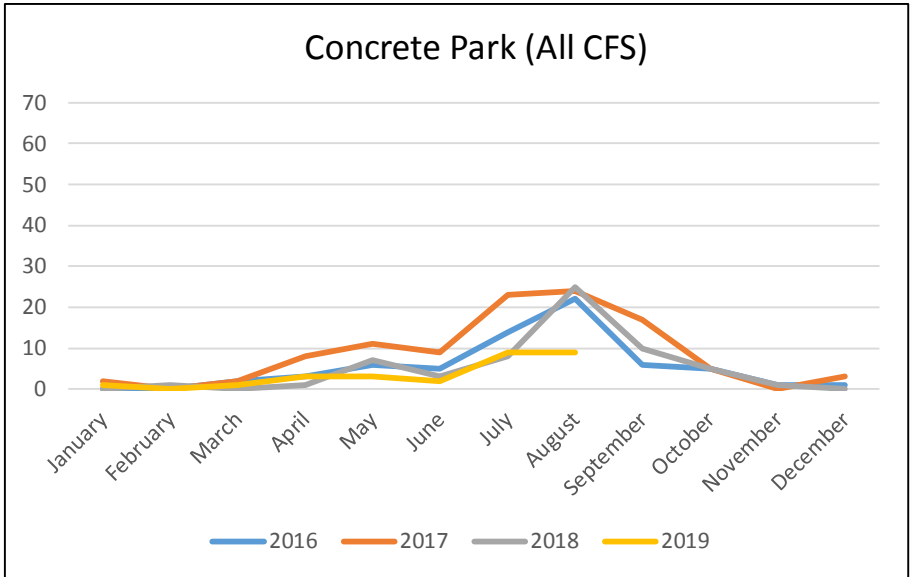
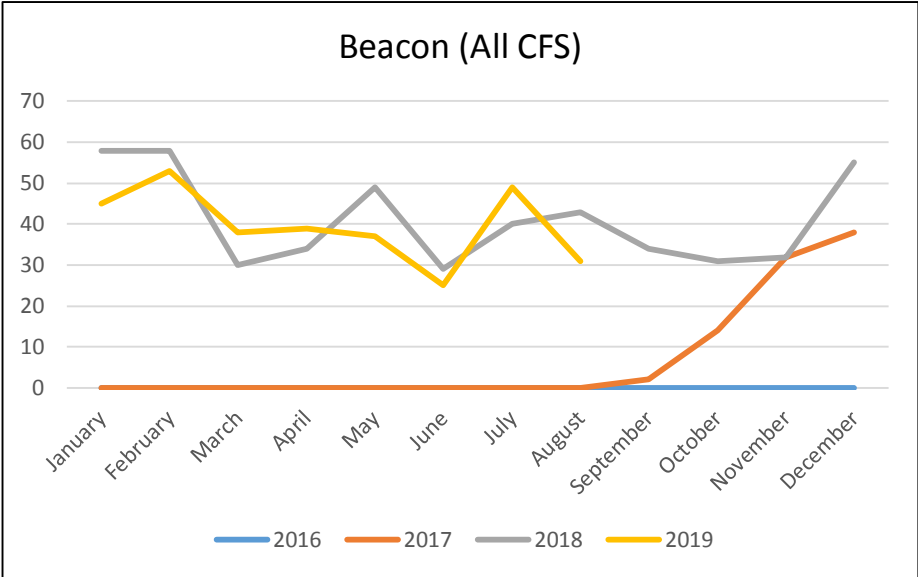
Top of State Street Previous Years Comparison



Analyst Notes:

From April to June, 2019 monthly total CFS rates have been higher than any year since 2016. July 2019 CFS is the 2nd highest CFS total for July since 2016.

Previous Years Comparison



Top of State Street 4 Week CFS Types

| Description | 4-10 Aug | 11-17 Aug | 18-24 Aug | 25-31 Aug | Total |
|-----------------------------|----------|-----------|-----------|-----------|-------|
| 911 Abandoned Call | 1 | | | 1 | 2 |
| 911 Call Silent | | 1 | | | 1 |
| 911 Disconnect | 2 | | | | 2 |
| Accident Property Damage | | 1 | | | 1 |
| Adult Arrested Person | | 1 | 2 | | 3 |
| Alarm | | 1 | 1 | 1 | 3 |
| Alarm Broadcast/File | 1 | | 2 | | 3 |
| Assist Citizen | 2 | 1 | | 1 | 4 |
| Assist EMS/Fire | 5 | 5 | 1 | 5 | 16 |
| Assist Police | 1 | | | | 1 |
| ATL Person | 1 | | 1 | | 2 |
| Battery | 1 | | 1 | 1 | 3 |
| Check Person | 1 | 6 | 1 | 5 | 13 |
| Check Property | 4 | 3 | 1 | 9 | 17 |
| Damage to Property | 1 | | | | 1 |
| Disturbance | 2 | 2 | 3 | 2 | 9 |
| Disturbance Unwanted Person | | | | 1 | 1 |
| Drug Incident/Investigation | 1 | 2 | | 2 | 5 |
| Fight Call | | | | 1 | 1 |
| Follow-Up | | | | 1 | 1 |
| Foot Patrol | 5 | 4 | 4 | 4 | 17 |
| Information | | | 1 | 1 | 2 |
| Liquor Law Violation | 2 | 2 | 1 | 1 | 6 |
| Liquor Law/Bar Check | | 1 | 1 | | 2 |
| Phone | 1 | | | | 1 |

Analyst Note:

During these 4 week periods, the most frequent Property call type was 'Check Property' with 17 CFS.

During these 4 week periods, the most frequent Quality of Life call type was 'Foot Patrol' with 17 CFS.

During these 4 week periods, the most frequent Violent call type was 'Battery' with 3 CFS.

| Description | 4-10 Aug | 11-17 Aug | 18-24 Aug | 25-31 Aug | Total |
|--------------------------|----------|-----------|-----------|-----------|-------|
| PNB/AED Response | | 1 | | | 1 |
| Property Found | 1 | | | | 1 |
| Robbery Armed | 1 | | | | 1 |
| Suspicious Vehicle | | | 1 | | 1 |
| Theft | 1 | 1 | | | 2 |
| Theft Retail | | | 1 | | 1 |
| Threats Complaint | 1 | 1 | | | 2 |
| Towed Vehicle | | 1 | | | 1 |
| Traffic Stop | | | | 1 | 1 |
| Trespass | | 2 | | 1 | 3 |
| Violation of Court Order | | | 1 | | 1 |

Top of State Street CFS Weekly Narratives

| Incident Number | Date & Time | Narrative |
|-----------------|-----------------------|--------------------|
| 2019-00347727 | 8/25/2019 1:55:07 AM | Assist EMS/Fire |
| 2019-00347799 | 8/25/2019 3:26:49 AM | Assist Citizen |
| 2019-00348352 | 8/25/2019 2:59:02 PM | Check Property |
| 2019-00348669 | 8/25/2019 7:08:09 PM | Check Person |
| 2019-00350902 | 8/27/2019 10:08:43 AM | Check Property |
| 2019-00350972 | 8/27/2019 11:06:31 AM | Check Property |
| 2019-00352475 | 8/28/2019 8:53:45 AM | Check Property |
| 2019-00352479 | 8/28/2019 8:55:06 AM | 911 Abandoned Call |
| 2019-00353207 | 8/28/2019 4:09:21 PM | Check Property |
| 2019-00353249 | 8/28/2019 4:32:50 PM | Trespass |

(Unclassified//Law Enforcement Sensitive)

Top of State Street CFS Weekly Narratives

| Incident Number | Date & Time | Narrative |
|-----------------|-----------------------|-----------------------------|
| 2019-00353367 | 8/28/2019 5:27:49 PM | Foot Patrol |
| 2019-00353438 | 8/28/2019 6:14:44 PM | Foot Patrol |
| 2019-00353480 | 8/28/2019 6:51:08 PM | Foot Patrol |
| 2019-00353560 | 8/28/2019 7:47:06 PM | Disturbance Unwanted Person |
| 2019-00353569 | 8/28/2019 7:52:39 PM | Foot Patrol |
| 2019-00353655 | 8/28/2019 8:38:02 PM | Check Person |
| 2019-00353675 | 8/28/2019 8:53:44 PM | Check Person |
| 2019-00353783 | 8/28/2019 10:12:37 PM | Fight Call |
| 2019-00353922 | 8/29/2019 12:58:30 AM | Assist EMS/Fire |
| 2019-00353949 | 8/29/2019 1:39:00 AM | Alarm |

(Unclassified//Law Enforcement Sensitive)

Top of State Street CFS Weekly Narratives

| Incident Number | Date & Time | Narrative |
|-----------------|-----------------------|-----------------------------|
| 2019-00353981 | 8/29/2019 2:40:56 AM | Assist EMS/Fire |
| 2019-00354496 | 8/29/2019 12:31:47 PM | Information |
| 2019-00354689 | 8/29/2019 2:30:22 PM | Check Property |
| 2019-00355196 | 8/29/2019 7:44:48 PM | Check Person |
| 2019-00355487 | 8/29/2019 11:40:49 PM | Follow-Up |
| 2019-00355647 | 8/30/2019 3:09:31 AM | Traffic Stop |
| 2019-00356079 | 8/30/2019 11:54:06 AM | Disturbance |
| 2019-00356276 | 8/30/2019 2:11:31 PM | Check Property |
| 2019-00356409 | 8/30/2019 3:41:09 PM | Liquor Law Violation |
| 2019-00356422 | 8/30/2019 3:47:06 PM | Drug Incident/Investigation |

(Unclassified//Law Enforcement Sensitive)

Top of State Street CFS Weekly Narratives

| Incident Number | Date & Time | Narrative |
|-----------------|-----------------------|-----------------------------|
| 2019-00356495 | 8/30/2019 4:30:00 PM | Drug Incident/Investigation |
| 2019-00356612 | 8/30/2019 5:52:45 PM | Check Property |
| 2019-00356761 | 8/30/2019 7:42:36 PM | Check Property |
| 2019-00356886 | 8/30/2019 8:49:08 PM | Assist EMS/Fire |
| 2019-00357024 | 8/30/2019 10:20:36 PM | Disturbance |
| 2019-00357154 | 8/31/2019 12:07:35 AM | Check Person |
| 2019-00357236 | 8/31/2019 1:08:40 AM | Assist EMS/Fire |
| 2019-00358387 | 8/31/2019 8:34:00 PM | Battery |
| | | |
| | | |

(Unclassified//Law Enforcement Sensitive)