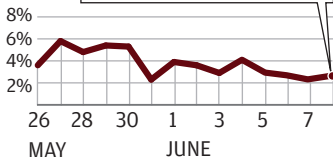


COVID-19 trend in Wisconsin

Percent of positive tests

State goal is declines in ER visits for flu and COVID-19, and percentage of positive tests for COVID-19, over 14 days.

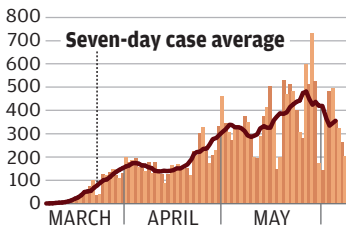
2.7% (203) of 7,589 tests



Number of confirmed cases and deaths

	Cases		Deaths	
	New	Total	New	Total
Wisconsin	203	21,038	0	646
Dane Co.	8*	852	0	29

Cases since mid-March



* Dane County figures are often revised.

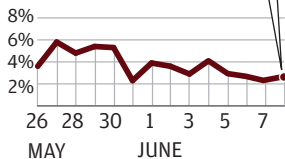
SOURCE: Wisconsin Department of Health Services; Public Health Madison and Dane County
State Journal

COVID-19 trend in Wisconsin

Percent of positive tests

State goal is declines in ER visits for flu and COVID-19, and percentage of positive tests for COVID-19, over 14 days.

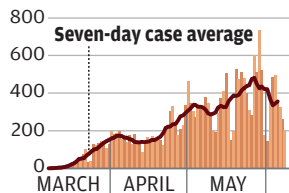
2.7% (203) of 7,589 tests



Number of confirmed cases and deaths

	Cases		Deaths	
	New	Total	New	Total
Wis.	203	21,038	0	646
Dane Co.	8*	852	0	29

Cases since mid-March



* Dane County figures are often revised.

SOURCE: Wisconsin Department of Health Services; Public Health Madison and Dane County
State Journal