

**BOARD OF MEDICOLEGAL INVESTIGATIONS
OFFICE OF THE CHIEF MEDICAL EXAMINER**

Central Office
921 N.E. 23rd St
Oklahoma City, OK 73105
(405) 239-7141 Phone - (405) 239-2430 Fax

Eastern Division
1627 Southwest Blvd.
Tulsa, Oklahoma 74107
(918) 295-3400 Phone - (918) 585-1549 Fax

OFFICE USE ONLY

Re _____ Co _____

I hereby certify that this is a true and correct copy of the original document. Valid only when copy bears imprint of the office seal.

By _____

Date _____

REPORT OF INVESTIGATION BY MEDICAL EXAMINER

DECEDENT First-Middle-Last Names (Please avoid use of initials) MOLLY MICHELLE MILLER	Age 29	Birth Date 4/30/1996	Race AmINDIAN	Sex F
--	-----------	-------------------------	------------------	----------

HOME ADDRESS - No. - Street, City, State
UNKNOWN, , OK

EXAMINER NOTIFIED BY - NAME - TITLE (AGENCY, INSTITUTION, OR ADDRESS) BUREAU OF INDIAN AFFAIRS, SA VINCE MARCELLINO	DATE 2/18/2026	TIME 14:00
--	-------------------	---------------

INJURED OR BECAME ILL AT (ADDRESS) UNKNOWN	CITY UNKNOWN	COUNTY UNKNOWN	TYPE OF PREMISES UNKNOWN	DATE Unknown	TIME Unknown
LOCATION OF DEATH 34.00751, -97.32460	CITY OVERBROOK	COUNTY LOVE	TYPE OF PREMISES WOODED AREA	DATE 2/18/2026 FOUND	TIME 16:00 FOUND
BODY VIEWED BY MEDICAL EXAMINER 921 NORTHEAST 23RD STREET	CITY OKLAHOMA CITY	COUNTY OKLAHOMA	TYPE OF PREMISES AUTOPSY SUITE	DATE 2/24/2026	TIME 13:40


TRANSPORTATION INJURY DRIVER PASSENGER PEDESTRIAN

TYPE OF VEHICLE: AUTOMOBILE LIGHT TRUCK HEAVY TRUCK BICYCLE MOTORCYCLE OTHER: _____

DESCRIPTION OF BODY	RIGOR	LIVOR	EXTERNAL OBSERVATION		NOSE	MOUTH	EARS
					BLOOD	OTHER	
EXTERNAL PHYSICAL EXAMINATION	Jaw <input type="checkbox"/> Complete <input type="checkbox"/> Neck <input type="checkbox"/> Absent <input type="checkbox"/> Arms <input type="checkbox"/> Passing <input type="checkbox"/> Legs <input type="checkbox"/> Passed <input type="checkbox"/> Decomposed <input type="checkbox"/>	Color N/A Lateral <input type="checkbox"/> Posterior <input type="checkbox"/> Anterior <input type="checkbox"/> Regional _____	Beard N/A Hair N/A Eyes: Color N/A Mustache N/A Opacities N/A Pupils: R N/A L N/A Body Length _____ Body Weight _____		<input type="checkbox"/>	<input type="checkbox"/>	<input type="checkbox"/>
					<input type="checkbox"/>	<input type="checkbox"/>	<input type="checkbox"/>

Significant observations and injury documentations - (Please use space below)
SEE SEPARATE REPORTS

Probable Cause of Death: UNKNOWN	Manner of Death: Natural <input type="checkbox"/> Accident <input type="checkbox"/> Suicide <input type="checkbox"/> Homicide <input type="checkbox"/> Unknown <input checked="" type="checkbox"/> Pending <input type="checkbox"/> Not Assigned <input type="checkbox"/>	Case disposition: Autopsy <u>LIMITED</u> Authorized by <u>ELEANOR ABREO M.D.</u> Pathologist <u>ELEANOR ABREO M.D.</u> Not a medical examiner case <input type="checkbox"/>
	Other significant conditions contributing to death (but not resulting in the underlying cause given)	

MEDICAL EXAMINER: Name, and Address: ELEANOR ABREO M.D. 921 N.E. 23rd Street OKLAHOMA CITY, OK 73105	I hereby state that, after receiving notice of the death described herein, I conducted an investigation as to the cause and manner of death, as required by law, and that the facts contained herein regarding such death are true and correct to the best of my knowledge.  _____ Signature of Medical Examiner ELEANOR ABREO M.D. Computer generated report	2/18/2026 Date Case Initiated 5/1/2026 Date Case Finalize
---	---	--



Board of Medicolegal Investigations
Office of the Chief Medical Examiner
 921 N.E. 23rd St
 Oklahoma City, OK 73105
 (405) 239-7141 Phone
 (405) 239-2430 Fax

CERTIFICATION
 I hereby certify that this document is a true and correct copy of the original document. Valid only when copy bears imprint of the office seal.
 By _____
 Date _____

REPORT OF EXAMINATION

Decedent	Age	Birth Date	Race	Sex	Case No
MOLLY MICHELLE MILLER	29	4/30/1996	AM	F	2601038

Authority for Autopsy
ELEANOR ABREO, M.D.

FINDINGS

- I. Skeletal remains consisting of a partial cranium, bilateral femur bones, left tibia, a single metacarpal, and a single metatarsal bone
- II. Anthropological examination reports:
 - A. No perimortem trauma identified on the examined skeletal elements
 - B. Environmental modifications including postmortem animal activity
 - C. Please see separate report for complete detail

CAUSE OF DEATH: UNKNOWN

MANNER OF DEATH: UNKNOWN

The facts stated herein are true and correct to the best of my knowledge and belief.

ELEANOR ABREO, M.D.

Pathologist

OCME Central Division

2/24/2026 1:40 PM

Location of Autopsy

Date and Time of Autopsy

CASE SUMMARY

In my opinion, based on the circumstances surrounding death and the findings at autopsy, Molly Miller died as a result of an unknown cause.

The manner of death is unknown.

The opinion as to the cause and manner of death is based on the information available at the date of this report. If additional objective, probative information becomes available, I reserve the right to consider such information, and if appropriate, amend the report, including the cause and manner of death. Manner of death classification is a statutory function of the medical examiner, as part of death certification for purposes of vital statistics and public health. Manner of death is not a legal determination of culpability or intent and should not be used to usurp the judicial process.

MEDICOLEGAL INVESTIGATION

Circumstances of Death: According to investigator reports, the decedent was a female last known alive in 2013 whose partial skeletal remains were located in a wooded area in 2026 during a multi-agency search effort. Please see related OCME case 2601037.

Identification: The body is identified through DNA comparison.

POSTMORTEM EXAMINATION

Circumstances of Examination: The postmortem examination of Molly Miller is performed at the Office of the Chief Medical Examiner, Central Division, Oklahoma City, Oklahoma, on 2/24/2026 commencing at 1340 hours by Eleanor Abreo, M.D., forensic pathologist. Assisting in the examination are Sara Getz, PhD and Carlos Zambrano, PhD, OCME forensic anthropologists.

Clothing and Personal Effects: The remains are received in a sealed body bag (blue tag #4098444). Within the body bag is a plastic bucket containing a plastic bag and a large unlabeled paper bag which contains four labeled paper bags (“femur, right”, “tibia, left”, “femur”, “metatarsal + metacarpal”).

EXTERNAL EXAMINATION

The skeletal remains are that of partial cranium, bilateral femur bones, left tibia, a single metacarpal and a single metatarsal bone. There is no tissue associated with the skeletal remains. The cranium is packaged in a zipped bag within a plastic bucket. The single metatarsal and single metacarpal bones are packaged together in a sealed paper bag. The bilateral femur bones and left tibia bones are each in individually labeled, sealed, paper bags. Examination is limited by skeletonization and partial nature of the skeletal remains.

The skeletal remains are submitted to anthropology for analysis, please see separate report for complete detail.

ANCILLARY STUDIES

Photography: Digital photographs of the examination are retained.

Radiology: Full body Xray and computed tomography scans are performed.

Other studies: Anthropological examination – please see separate report.



ELEANOR ABREO, M.D.

**Oklahoma Office of the Chief Medical Examiner
FORENSIC ANTHROPOLOGY FINDINGS**

OCME Cases: 2601037 & 2601038

Date: 04/29/2026

BACKGROUND: At the request of the Bureau of Indian Affairs Missing and Murdered Unit and Chickasaw Lighthorse Police Department, forensic anthropologists from the Oklahoma Office of the Chief Medical Examiner (OCME) participated in several multi-agency ground searches in Love County, OK in 2025 and 2026. On 18 February 2026, the partial skeletons of two individuals were located in a heavily wooded area. The recovery area contained dense briars and thick groundcover. Evidence of at least one previous fire event, including burned trees and soot, was present. The Federal Bureau of Investigation Evidence Response Team performed scene documentation and evidence collection. All human remains were transported to the OCME Central Office.

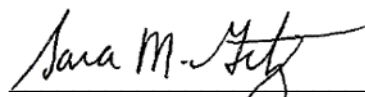
INVENTORY & MINIMUM NUMBER OF INDIVIDUALS: Individual A (2601037) is represented by a partial cranium; Individual B (2601038) is represented by a partial cranium and five postcranial elements.

IDENTIFICATION: The individuals were positively identified via DNA comparisons with family reference samples as Colt Rydell Haynes (2601037) and Molly Michelle Miller (2601038), a member of the Chickasaw Nation.


CONDITION OF REMAINS & POSTMORTEM MODIFICATIONS: All elements were examined under lights and magnification. The remains exhibit postmortem modifications, including sun bleaching, soil and vegetation staining, weathering, and animal activity. Three burned cranial fragments and two small areas of possible thermal modification were identified. The overall taphonomic appearance of the remains is consistent with an extended postmortem interval in the environment in which they were recovered. All visible defects to the remains are consistent with postmortem alterations.

PERIMORTEM TRAUMA: No perimortem trauma was identified on the elements present for analysis for either individual.

SUMMARY OF CONCLUSIONS AND INTERPRETATIONS: On 18 February 2026, the partial skeletal remains of two individuals, subsequently identified via DNA analysis as Colt Haynes and Molly Miller, were located during a multiagency search in Love County, OK. The remains of both individuals exhibit sun bleaching, vegetation and soil staining, weathering, and evidence of postmortem animal activity. Thermal modifications, consistent with evidence of fire in the recovery location, are present. The overall taphonomic appearance of both individuals is consistent with an extended postmortem interval in the environment in which they were found. No evidence of perimortem trauma was identified on the remains available for analysis for either individual.



**Sara M. Getz, PhD, D-ABFA
Forensic Anthropologist**



**Carlos Zambrano, PhD
Forensic Anthropologist**