

PRINCE WILLIAM COUNTY POLICE DEPARTMENT



2018 CRIME REPORT



Table of Contents

Prince William County	4
Overview of the Crime Rate	5
Crime Report At-A-Glance	6
Crime Rate: Historical Perspective	7
National Incident Based Reporting System	8
Group “A” Offenses Summary	9
Murders: Historical Perspective	10
Crimes Against Persons	11
Crimes Against Property	12-13
Crimes Against Society	14
Arrests, All Crimes	15
Arrests, Other Group “A” Offenses	16
Arrests, Group “B” Offenses	17
Traffic Enforcement	18-19
Mental Health Services	20
Endnotes	21

Prince William County

COUNTY GOVERNMENT -- OVERVIEW

- County Executive.....Christopher E. Martino
 - County Budget.....2.470 Billion (FY18 adopted)
 - County Employees.....4,665.49 (FY18 Full-time equivalent)
 - Size of County.....348.5 square miles/222,615 acres
 - Population.....460,457 (2018)
 - Median Household Income.....\$101,059 (2018)
 - Average Assessed Value
 - Single Family Home.....\$358,300 (2018)
-

POLICE DEPARTMENT -- QUICK FACTS

- Chief of Police.....Barry M. Barnard
 - Department Budget.....\$101,348,292 (FY18 adopted)
 - Sworn Police Officers.....673 (FY18 authorized strength)
 - Civilian Personnel.....199 (FY18 incl. Animal Control & Crossing Guards)
 - Public Safety Communications.....112 (FY18 authorized strength)
Staff under joint management of the Police & Fire Chiefs
-

MISSION STATEMENT

- ❖ The mission of the Prince William County Police Department is to enhance the quality of life by providing police services through shared responsibility with the public.

VALUES STATEMENT

- The Prince William County Police Department is responsible for protecting constitutional guarantees and impartially enforcing the law.
- We believe that integrity is the basis of public trust and that honesty and equality in the delivery of police services is essential.
- We commit ourselves to uphold these values and to foster cooperation and respect within our community.

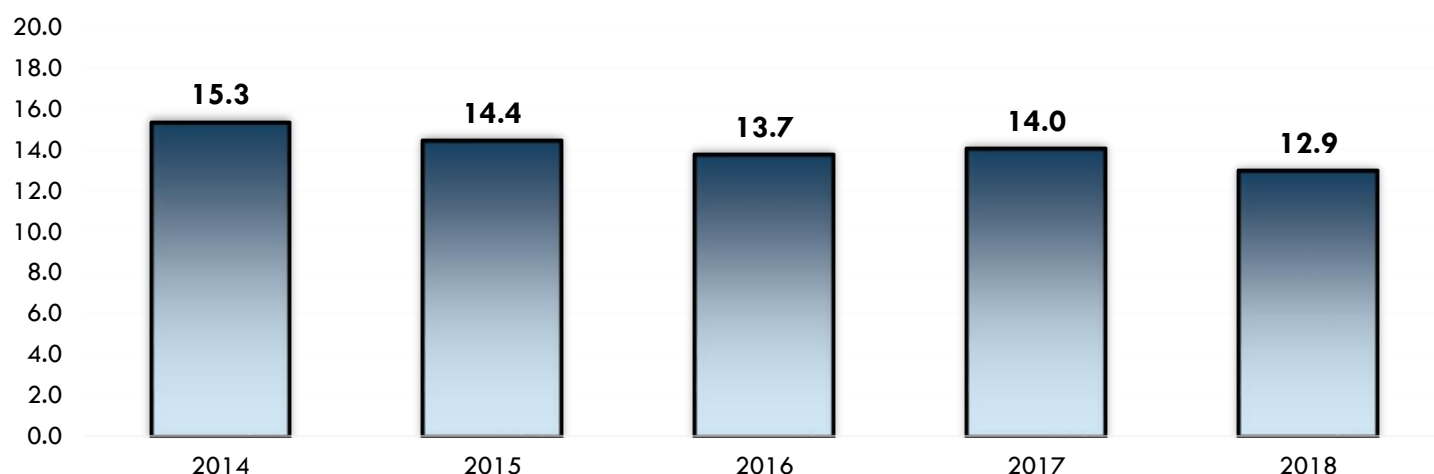
Overview of the Crime Rate

CRIME RATE DROPS IN 2018

The overall crime rate measured at 12.9 crimes per 1,000 residents for 2018, which is a decrease from 2017. The total number of reported select Group “A” Offenses fell by 6.9%. For more detail, see below.

The crimes of murder, rape, aggravated assault, robbery, burglary, larceny, and motor vehicle theft have historically been used to study the general level of crime. These seven crimes are used to calculate the Crime Rate in Prince William County each year.

5-YEAR CRIME RATE



SELECT GROUP “A” OFFENSES

	2014	2015	2016	2017	2018
Murder and Nonnegligent Manslaughter	7	10	22	4	9
Rape	58	55	60	112	83
Aggravated Assault	465	480	524	576	500
Robbery	206	216	243	241	181
Burglary/Breaking & Entering	646	616	561	506	466
All Larcenies	4,984	4,668	4,404	4,529	4,249
Motor Vehicle Theft ⁵	290	321	346	413	454
TOTAL	6,656	6,366	6,160	6,381	5,942

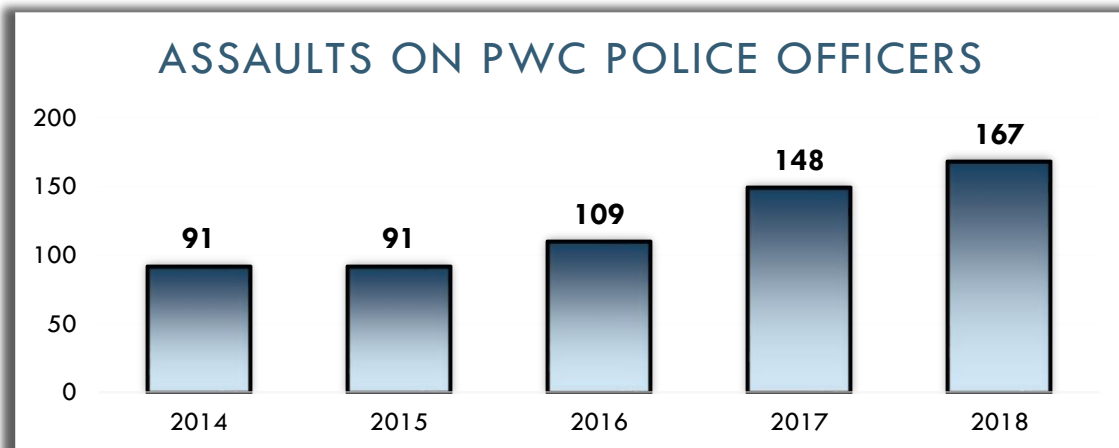
Crime Report At-A-Glance

	2017	2018
County Population	456,126	460,457
Total Group "A" Offenses	16,669	16,625
Crime Rate*	14.0	12.9
Criminal Arrests, Total	10,937	12,166
➤ Adult Arrests	9,450	10,506
➤ Juvenile Arrests	1,487	1,660
Total Traffic Citations	35,722**	37,910
Total Crash Investigations^	4,395	4,425
Total Crash Fatalities	19	24
Total Calls for Service	228,622	245,574

*Based on select Group "A" Offenses as noted on page 5.

** Following a review, the noted total of 2017 citations has been amended.

^Includes non-reportable crashes and reportable crashes under Department of Motor Vehicles reporting guidelines.

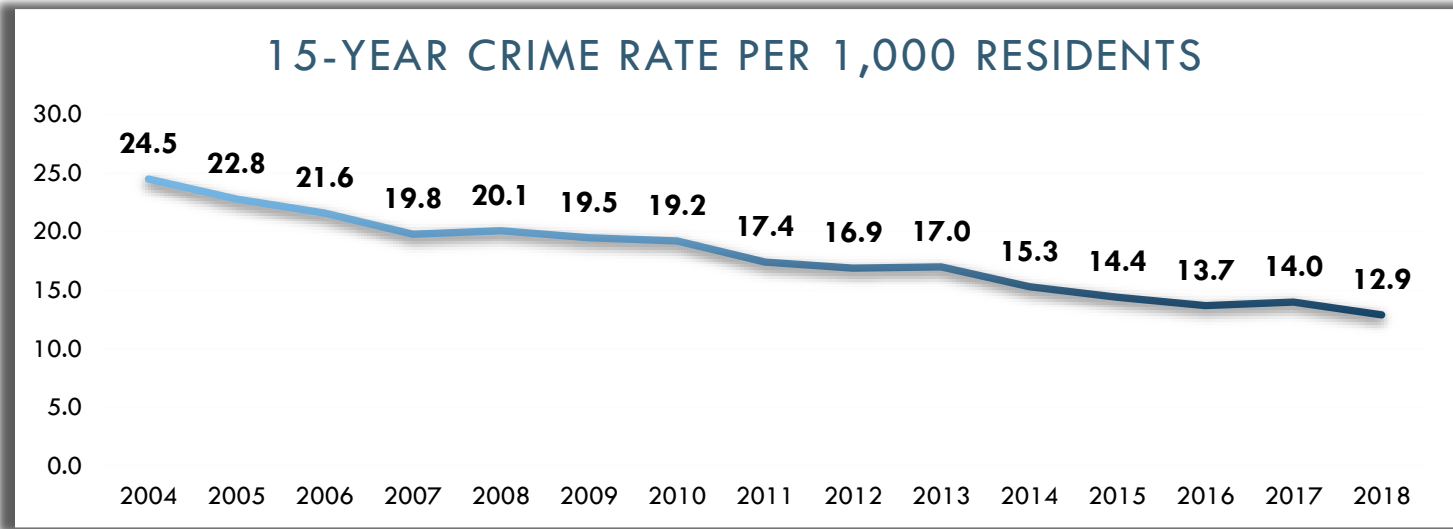


Assaults on Officers rose 12.8%

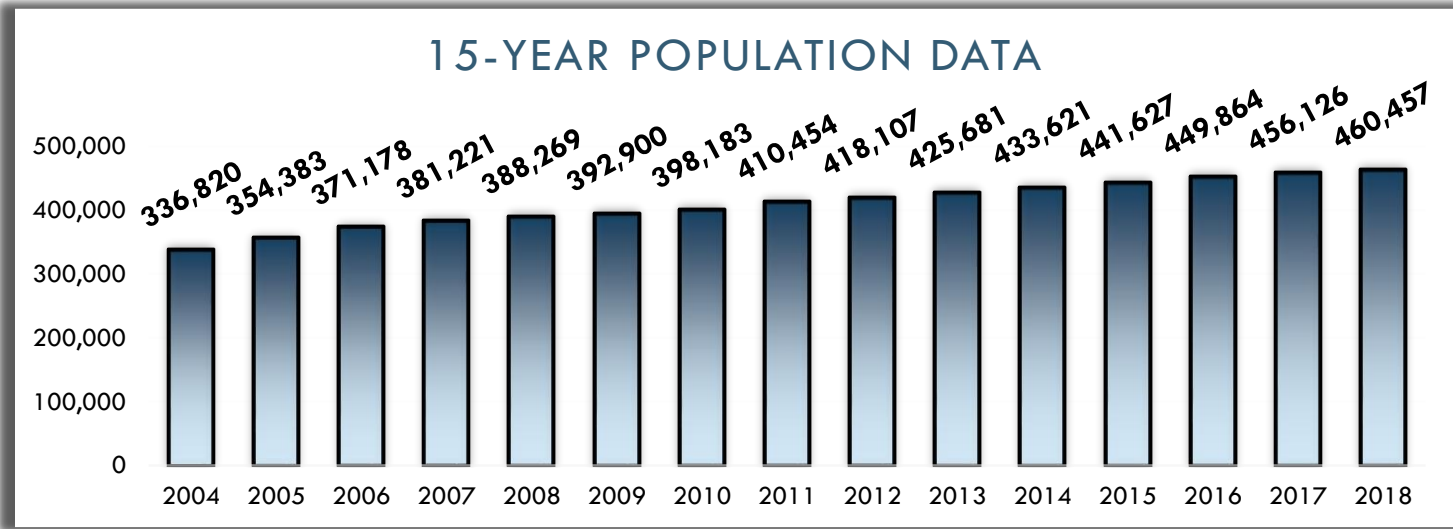
Crime Rate: Historical Perspective

The crime rate in Prince William County fell in 2018, measuring at 12.9 crimes per 1,000 residents. The crime rate is intended to serve as a basic indicator of overall crime trends and is a commonly accepted community measure.

The crime rate is based on reported select Group “A” Offenses only and is not a comprehensive tracking of all crime. For a broader perspective, a comprehensive report on arrest data is presented on pages 15-17.



The numbers shown prior to 2013 is based on UCR data. The numbers shown for 2013 and after is based on IBR data.



National Incident-Based Reporting System


In 1930, crime counts were first requested from local police departments, and the Federal Bureau of Investigation (FBI) was designated by Congress to collect, compile, and analyze these statistics. The Uniform Crime Reporting (UCR) Program was implemented to ensure uniformity and consistency of data. However, this nationwide summary reporting system was recognized to have substantial inherent limitations. As a result, an expanded format for reporting crime known as the Incident Based Reporting (IBR) was developed.

The FBI began accepting Incident Based Reporting (IBR) data as of January 1989. The 2000 publication of Crime in Virginia (Virginia Department of State Police) was the first edition to contain IBR only data. According to the Virginia Department of State Police, some of the major benefits derived from the IBR System include greater specificity in reporting; more correlation between offenses, property, victims, offenders, and arrestees; expanded victim/offender relationships; distinction between attempted and completed crimes; and increased reporting of various circumstances relative to specific crimes¹.

In February 2016, the FBI announced the National Incident-Based Reporting System (NIBRS) will be the exclusive crime data collection system at the national level beginning in 2021. The Prince William County Police Department began publishing IBR data in 2013 and transitioned fully to IBR in 2015.

In 2016, the Prince William County Police Department began using a new records management system and 2017 marked the first full year of data collection using the new system. As such, the Chief of Police expects crime reports to evolve and, as necessary, required adjustments will be made.

This marks the fourth year the Prince William County Police Department has published its annual crime statistics solely in the IBR format.

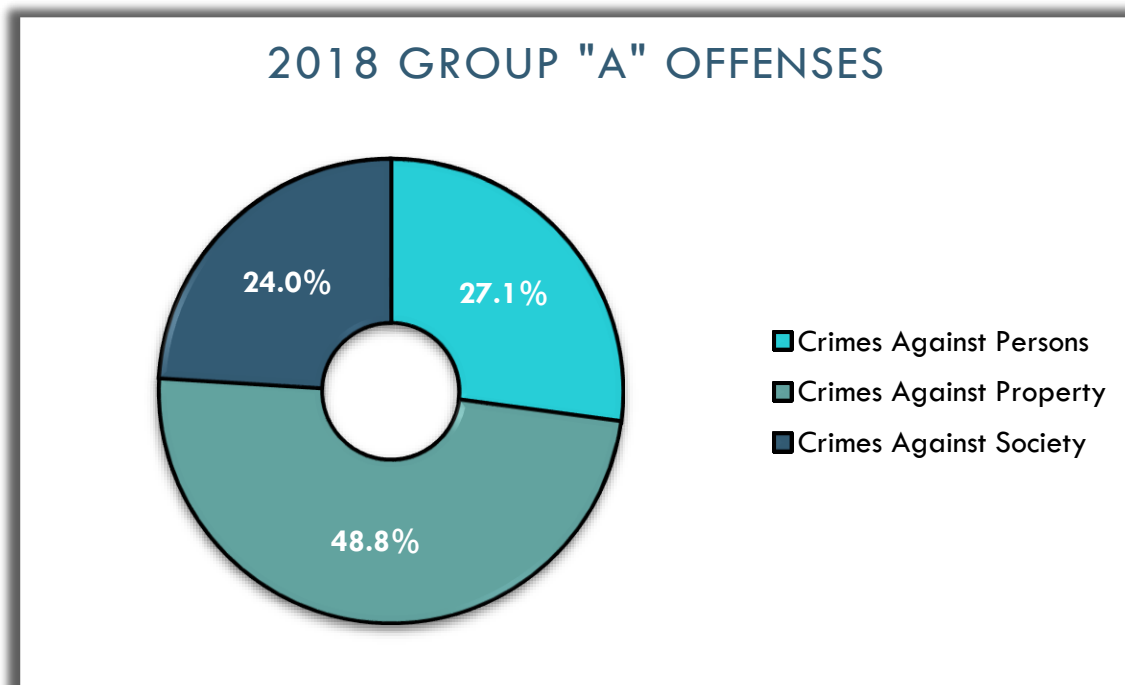


Group “A” Offenses Summary

As defined by the FBI⁴, Group “A” Offenses include: animal cruelty², arson, assaults, bribery, burglary, counterfeiting, destruction of property, drug offenses, embezzlement, extortion, fraud, gambling, homicide, hacking/computer invasion², human trafficking², identity theft², kidnapping and abduction, larceny, motor vehicle theft, pornography, prostitution, robbery, sex offenses (forcible and non-forcible), stolen property offenses, and weapons law violations.

It should be noted that crime statistics must be viewed in context with environmental influences. Factors such as changes in reporting rates, demographics, the economy, the law, and changes in police policies and resources can all have an influence on the number of reported crimes. It is also important to consider crime trends over multiple years.

	2017	2018	(▲/▼)%
Total Crimes Against Persons	4,165	4,511	▲8.3%
Total Crimes Against Property	8,888	8,119	▼8.7%
Total Crimes Against Society	3,616	3,995	▲10.5%
TOTAL	16,669	16,625	▼0.3%



Group “A”
Offenses fell
0.3%

Murders: Historical Perspective

Murder is often considered the highest profile crime committed against a person. Murder is defined as the willful killing of one human being by another. The classification of this offense is based solely on police investigation as opposed to the determination of a court, medical examiner, coroner or jury. This classification does not include deaths caused by negligence, suicide, accidents, or justifiable homicides. It also does not include attempted murder or assault to murder, these are categorized as aggravated assaults.



As illustrated in this chart, the number of murders has varied from year to year and has not followed a predictable pattern. The analysis of individual cases also does not reveal any indicators that can be directly correlated to the number of murders or their causes.

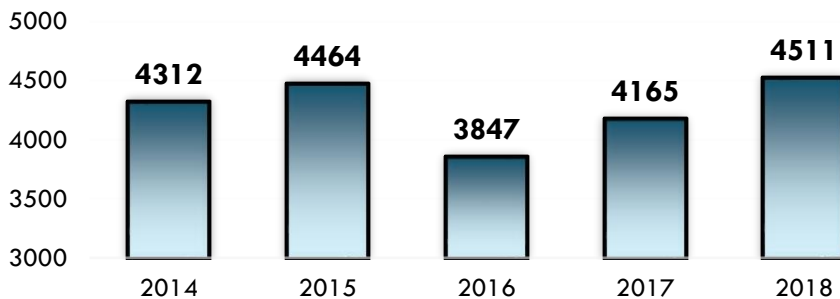
There were nine murders in 2018, resulting from eight incidents. In one incident, two individuals were involved in an altercation that resulted in their deaths. This case remains under investigation and was determined to be a robbery attempt. In all but one of the cases, the individuals involved were in some way acquainted with one another. One victim was killed during a domestic incident; in two cases, the use or attempted purchase of narcotics was a significant factor in the killing; and in three cases, persons known to each other were involved in an altercation that resulted in death. In one case, the victim was the unintentional victim of gang violence.

Firearms were used in six of the 2018 murders. Stabbings and blunt force trauma were the methods of killing in the remaining three cases. Arrests have been made in all of the cases, with the exception of the incident that resulted in the deaths of both people involved.

Crime Against Persons

Crimes against persons under the National Incident-Based Reporting System consists of homicide, consensual and non-consensual sex offenses, assaults, kidnapping and abduction, and human trafficking².

CRIMES AGAINST PERSONS

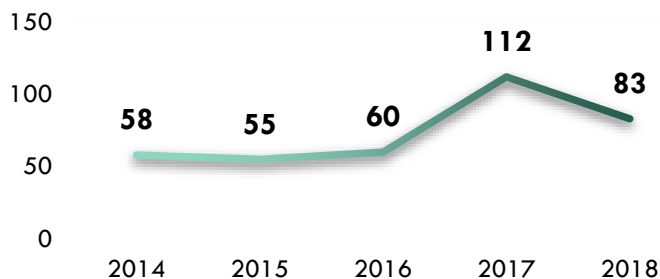


CLEARANCE RATE³

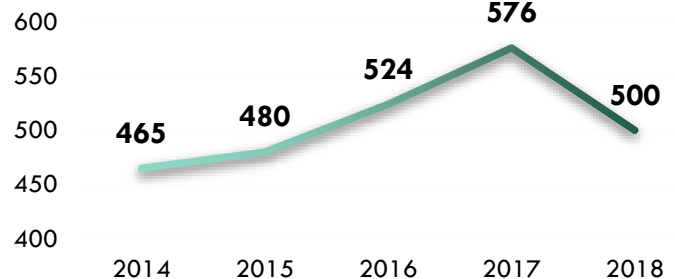


	2017	2018	(▲/▼)%
Murder & Nonnegligent Manslaughter	4	9	▲125%
Negligent Manslaughter	1	4	▲300%
Kidnapping/Abduction	106	110	▲3.8%
Rape	112	83	▼25.9%
Sex Offenses, Other than Rape	248	304	▲22.6%
Aggravated Assault	576	500	▼13.2%
Simple Assaults, Other than Aggravated	3,118	3,501	▲12.3%
Human Trafficking ²	---	---	---

RAPES

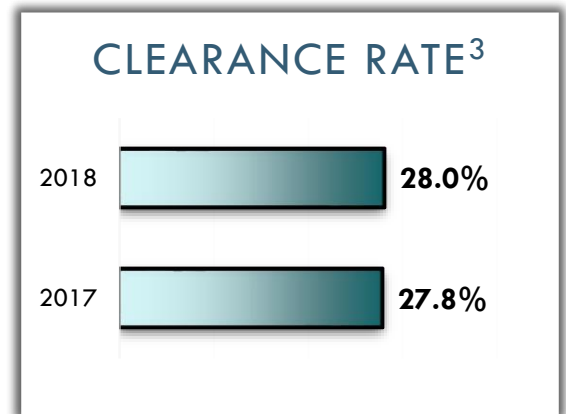
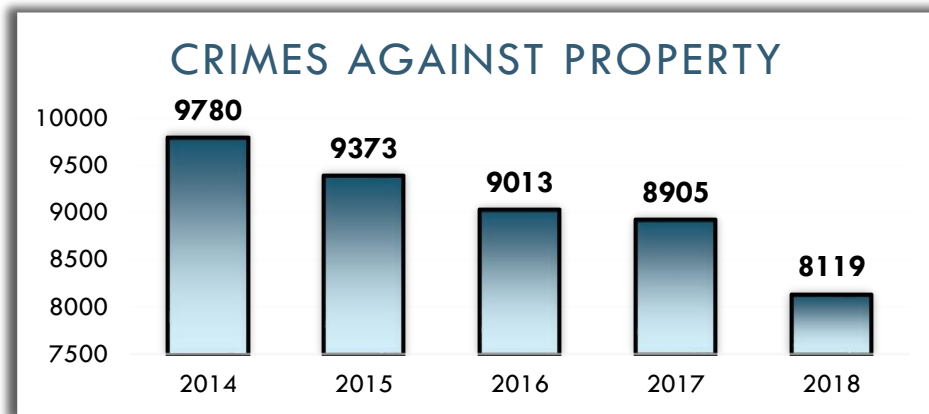


AGGRAVATED ASSAULTS



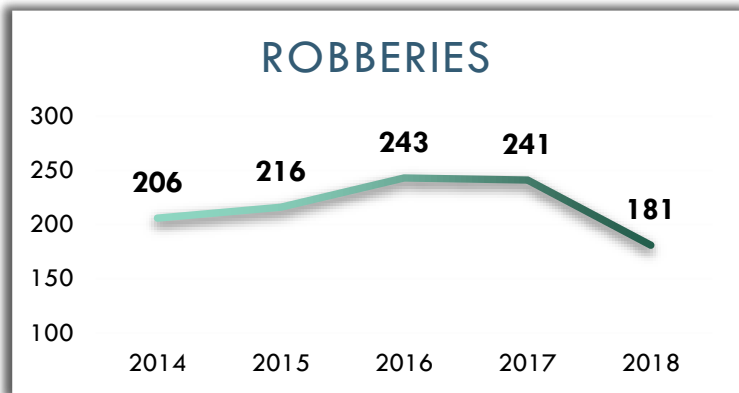
Crimes Against Property

Crimes against persons under National Incident-Based Reporting System consists of robbery, burglary, larceny, motor vehicle theft, arson, bribery, counterfeiting, destruction of property, embezzlement, extortion, fraud, forgery, identity theft², hacking², and stolen property.



	2017	2018	(▲/▼)%
Arson*	21	24	▲14.3%
Bribery	2	0	▼100%
Burglary/Breaking & Entering	506	466	▼7.9%
Counterfeiting/Forgery	182	186	▲2.2%
Destruction of Property/Vandalism	1,700	1,382	▼18.7%
Embezzlement	91	88	▼3.3%
Extortion/Blackmail	10	14	▲40%
All Frauds	1,119	1,002	▼10.5%
Identity Theft ²	---	---	---
Hacking/Computer Invasion ²	---	---	---
Robbery	241	181	▼24.9%
All Larcenies	4,529	4,249	▼6.2%
Motor Vehicle Theft ⁵	413	454	▲9.9%
Stolen Property Offenses	91	73	▼19.8%

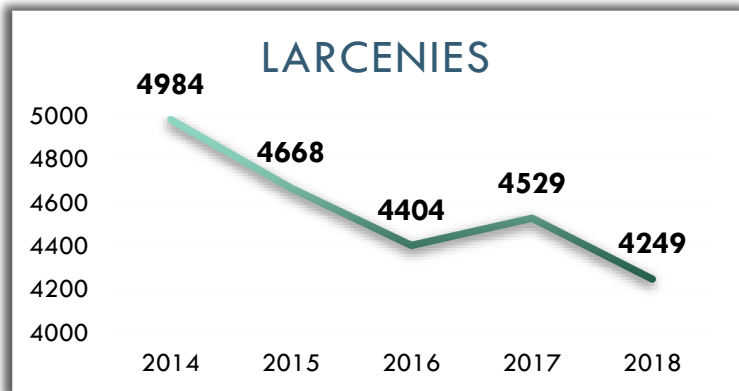
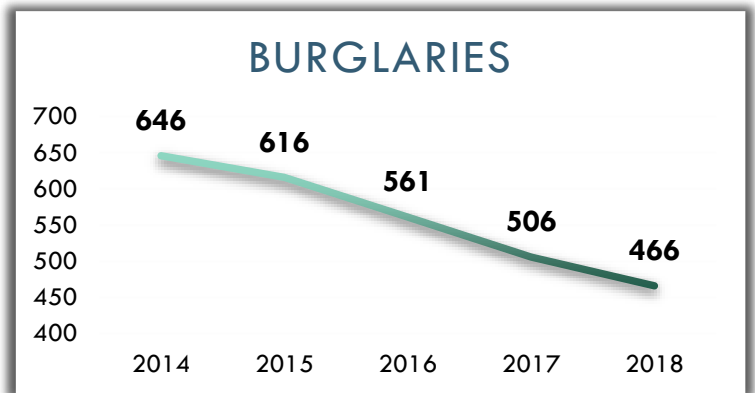
*Arson cases are investigated by the Department of Fire & Rescue, Fire Marshal's Office.




Robberies fell
24.9%



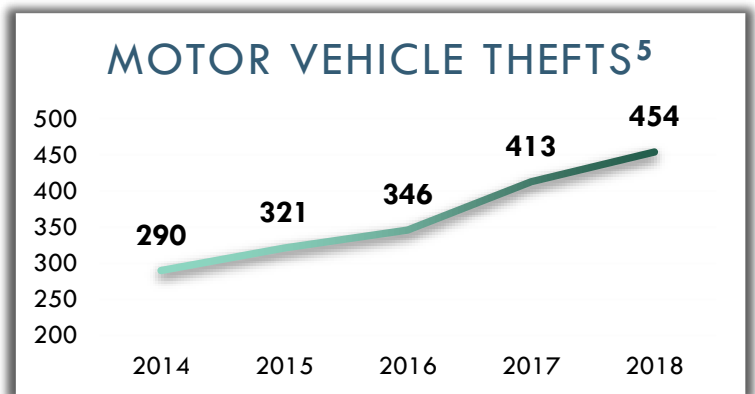
Burglaries fell
7.9%



Larcenies fell
6.2%

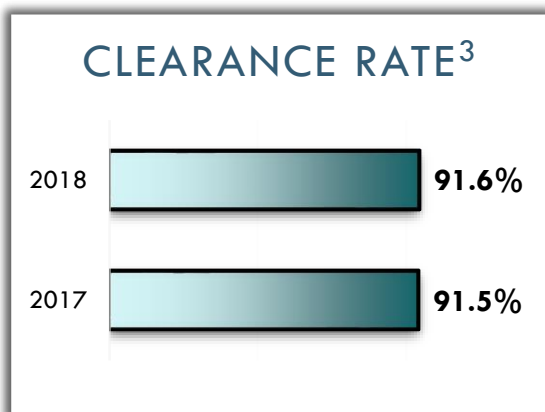
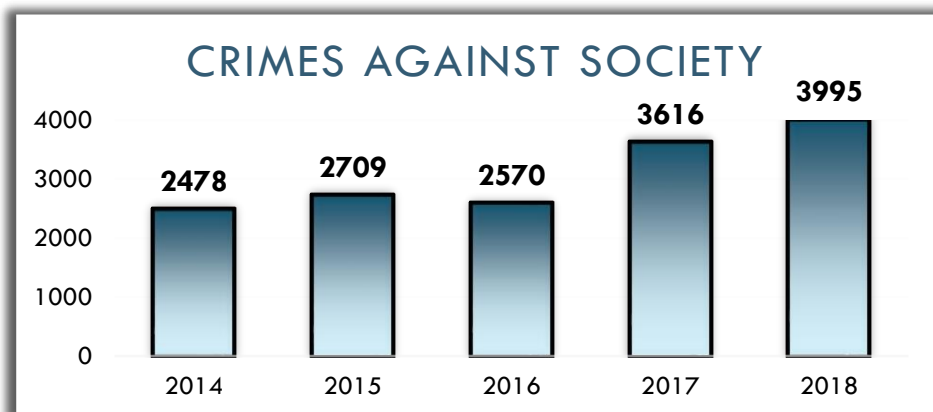


Motor Vehicle
Thefts rose
9.9%

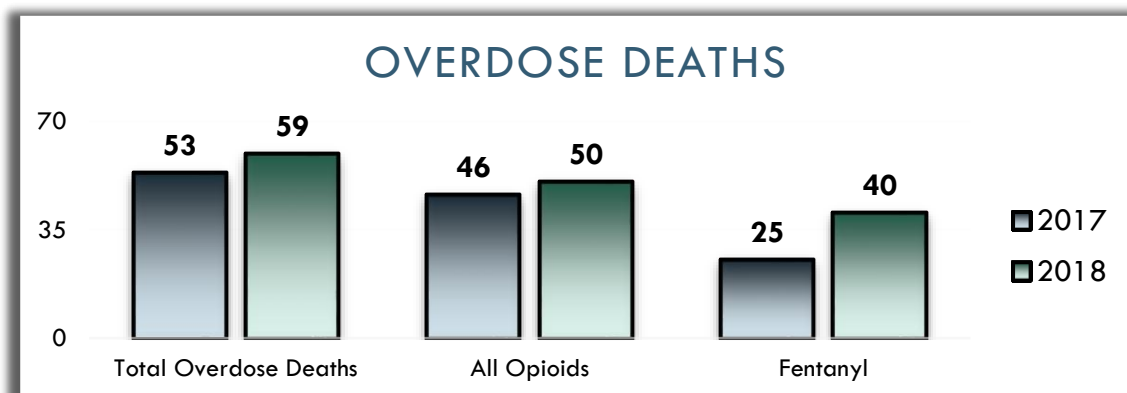


Crimes Against Society

Crimes against persons under National Incident-Based Reporting System consists of animal cruelty², drug offenses, gambling, pornography, prostitution, and weapons law violations. These crimes represent society's prohibition against engaging in certain types of activity and are crimes in which property is not the object.



	2017	2018	(▲/▼)%
Drug/Narcotic Violations	2,298	2,644	▲15.1%
Drug Equipment Violations	890	979	▲10%
All Gambling Violations	1	0	▼100%
Pornography/Obscene Material	84	82	▼2.4%
All Prostitution Offenses	13	14	▲7.7%
Weapon Law Violations	330	276	▼16.4%
Animal Cruelty ²	---	---	---



Total Overdose Deaths rose 11.3%

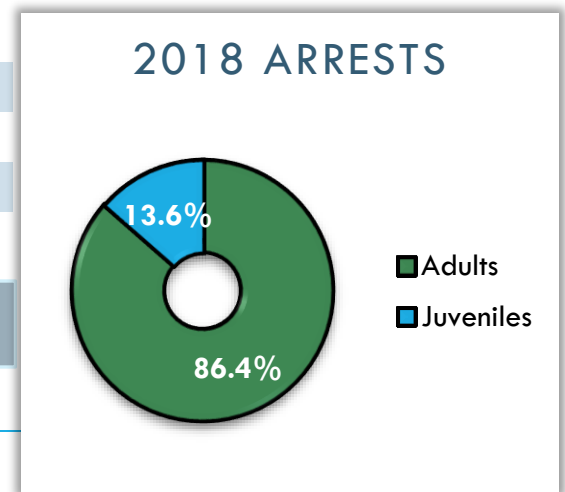
Arrests, All Crimes

Law enforcement agencies report arrestee data for all persons apprehended for the commission of Group “A” or Group “B” Offenses, as defined by the NIBRS⁴. The arrest data includes information about the person arrested and the circumstances of the arrest. Furthermore, individual arrest data as recorded by NIBRS may not correlate directly with the clearance of specific incidents.

The table and chart below reflect the number of persons arrested in in each calendar year, separated by adults and juveniles.

	2017		2018	
Adult	9,450	86.4%	10,506	86.4%
Juvenile	1,487	13.6%	1,660	13.6%
TOTAL	10,937		12,166	

Total Arrests rose
by 11.2% in 2018



ARRESTS: SELECT GROUP “A” OFFENSES

Arrests for Group “A” Offenses are listed in the below table and on the next page. For crimes other than those designated as Group “A” Offenses, arrest data may be found on page 17.

	2017	2018
Murder & Nonnegligent Manslaughter	15	13
Rape	19	22
Aggravated Assault	317	295
Robbery	132	103
Burglary/Breaking & Entering	90	81
All Larcenies	982	815
Motor Vehicle Theft	44	58

Arrests, Other Group “A” Offenses

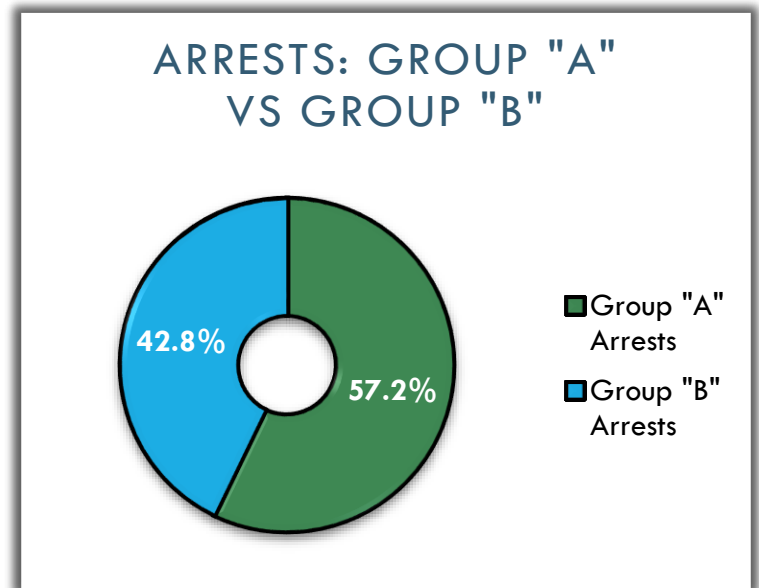
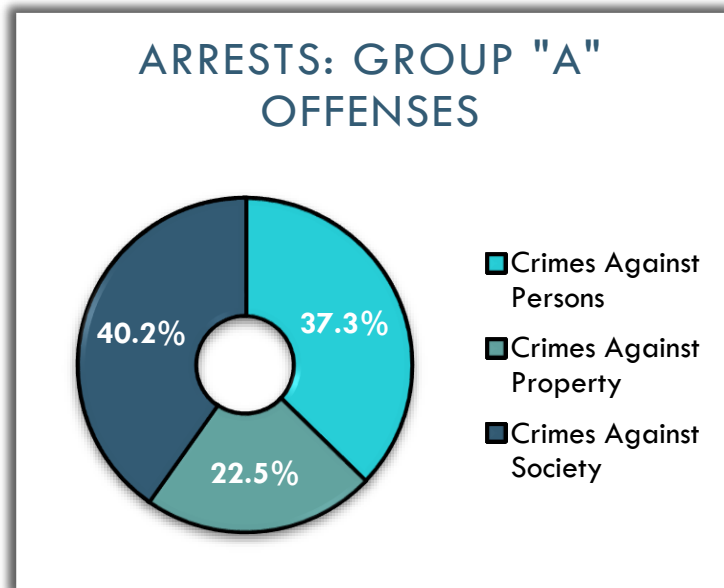
		2017	2018
CRIMES AGAINST PERSONS	Negligent Manslaughter	1	4
	Kidnapping/Abduction	18	6
	Sex Offenses, Other than Rape	99	85
	Assaults, Other than Aggravated	1,947	2,170
	Human Trafficking ²	---	---
CRIMES AGAINST PROPERTY	Arson*	10	11
	Bribery	0	0
	Counterfeiting/Forgery	80	43
	Destruction of Property/Vandalism	202	191
	Embezzlement	58	54
	Extortion/Blackmail	2	0
	All Frauds	190	150
	Identity Theft ²	---	---
	Hacking/Computer Invasion ²	---	---
	Stolen Property Offenses	75	58
CRIMES AGAINST SOCIETY	All Drug Violations	2,100	2,581
	All Gambling Violations	0	0
	Pornography/Obscene Material	49	36
	All Prostitution Offenses	13	12
	Weapon Law Violations	213	168
	Animal Cruelty ²	---	---

*Arson cases are investigated by the Department of Fire & Rescue, Fire Marshal's Office.

Arrests, Group “B” Offenses

	2017	2018
Bad Checks	20	17
Curfew/Loitering/Vagrancy	93	142
Disorderly Conduct	175	258
Driving Under the Influence	1,132	1,379
Drunkenness	702	714
Family Offenses ⁶ (Non-Violent)	1	31
Liquor Laws	141	304
Peeping Tom	1	1
Trespassing	84	128
All Other Offenses	1,932	2,236

2018 ARRESTS BREAKDOWN



Traffic Enforcement

There were 90 more reportable crashes in 2018 compared to the previous year, and the overall crash rate increased by 0.03%. The crash rate is based on the total number of Vehicle Miles Traveled (VMT) as reported by the Virginia Department of Transportation.

In 2018, 24 people were killed in 23 motor vehicle crashes in Prince William County. One crash resulted in the death of the driver and an occupant. Seven of the 23 fatal crashes involved persons who were intoxicated, or otherwise impaired, and nine crashes involved excessive speed. Six of those killed in fatal crashes were not wearing a seatbelt; four were drivers and two were passengers, all traveling in the at-fault vehicles. Four of the fatal crashes involved a motorcycle, and of these, three of the motorcycle operators were determined to be at fault. An ATV operator was also killed in 2018 on private property.

Five pedestrians were killed in 2018. One of the pedestrians was intoxicated and failed to use a designated crosswalk, another pedestrian ran into the path of an oncoming vehicle, two pedestrians were killed as a result of being struck by inattentive drivers, and the fifth pedestrian was killed after being struck by a vehicle while working in the parking lot of a business.

In order to improve roadway safety, the Police Department will continue to aggressively enforce violations of traffic law. The Department also strives to educate the public through public service announcements and social media awareness campaigns.



CRASH DATA

	2017	2018	(▲/▼)%
Total Crash Investigations	4,395	4,425	▲0.7%
Total Reportable Crashes*	4,198	4,288	▲2.1%
Total Fatal Crashes	18	23	▲27.8%
Total Alcohol-Related Fatal Crashes	4	7	▲75%
Total Crash Fatalities	19	24	▲26.3%

*As reportable to the Virginia Department of Motor Vehicles under state reporting guidelines.

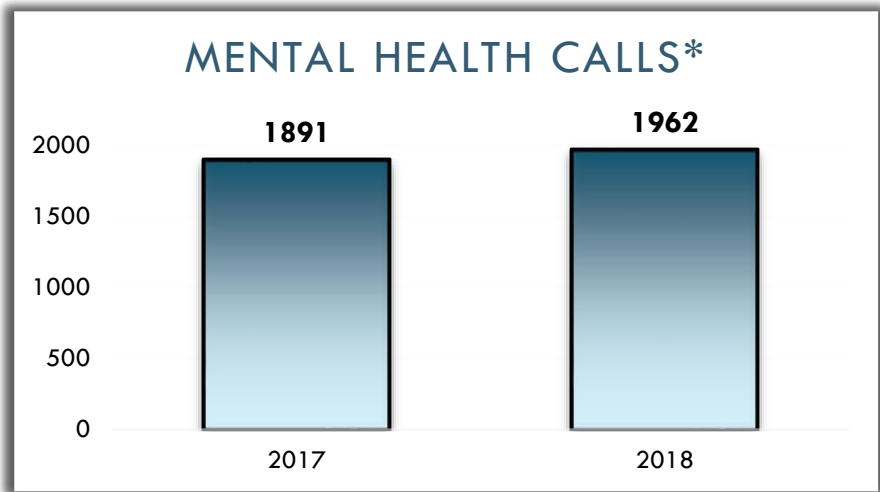
TRAFFIC ENFORCEMENT DATA

	2017	2018	(▲/▼)%
Total Citations	35,722**	37,910	▲6.1%
DUI Arrests	1,132	1,379	▲21.9%
No Operator's License	1,676	1,984	▲18.4%
Speeding	12,958	10,936	▼15.6%
Speeding in School Zone	1,162	1,135	▼2.3%
Seatbelt Violations	1,120	1,015	▼9.4%
No Child Restraint	171	297	▲73.7%
Parking Violations	22,047	20,229	▼8.2%
Commercial Motor Vehicle Inspections	552 hours	611 hours	▲10.7%
Driving While Texting	93	91	▼2.2%
Reckless Driving	2,805	2,864	▲2.1%
Hit & Run	157**	155	▼1.3%
Revoked/Suspended License	1,275	1,464	▲14.8%

**Following a review, the noted totals have been amended.


Mental Health Services

The Police Department remains committed to assisting individuals in Prince William County who are experiencing an emotional crisis. Officers aid in this endeavor by offering the individual the assistance they need through available resources made accessible by Community Services. This is a collaborative effort between both agencies to ensure the individual is provided the ability to seek help either on their own accord or through other means. At times, officers may have to execute court-issued paperwork, including an Emergency Custody Order (ECO) or Temporary Detention Order (TDO), to have the individual evaluated for their own safety. This evaluation may also result in the individual being transported to another facility somewhere in the State of Virginia. Below is a synopsis of the Police Department’s involvement in this process.

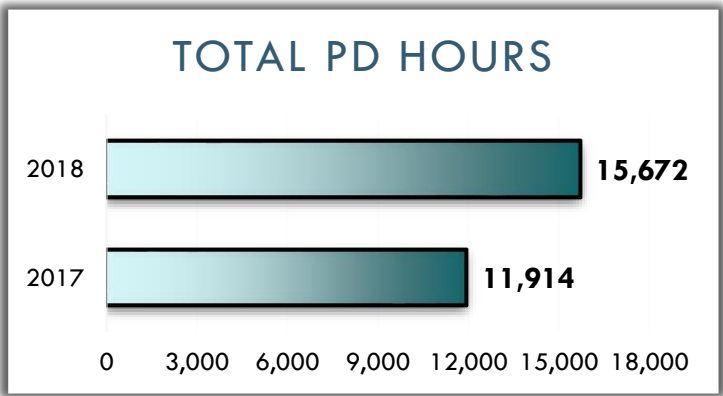
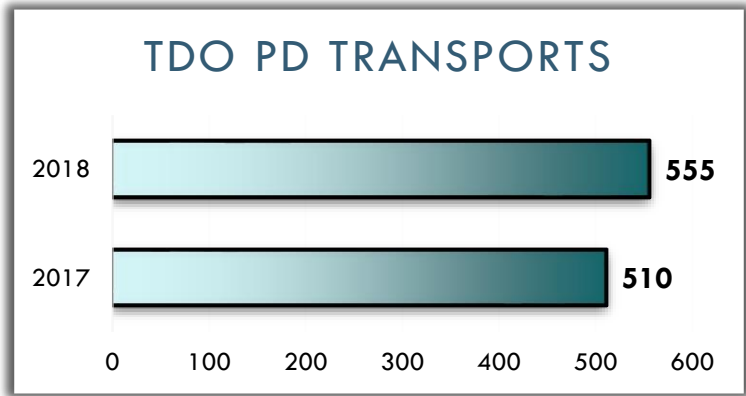


Mental Health Calls* rose 3.8%

Time Spent on Mental Health Calls rose 31.5%



**The above totals may not include all mental health related calls.*



END NOTES

- 1- *Crime in Virginia 2018, The Department of State Police (2018).*
- 2- *Virginia began collecting data for the distinct crimes of Identity Theft, Hacking/Computer Invasion, Human Trafficking, and Animal Cruelty began in March 2019. Detailed offense information is not available for 2018; arrests are included in “All Other Offenses.”*
- 3- *The IBR system does not accurately reflect the volume of clearances the Police Department produces each year. Additionally, the number of arrests does not provide precise offense clearance information in that one person arrested could clear multiple offenses.*
- 4- *Criteria for distinguishing between Group “A” and “B” Offenses as provided by the FBI, National Incident Based Reporting System guide; https://ucr.fbi.gov/nibrs/nibrs_dcguide.pdf.*
- 5- *FBI guidelines for how to count Motor Vehicles were changed beginning in 2018. As such, Motor Vehicle Thefts are counted by vehicles totals, rather than total incidents. To be compliant with the most recent reporting standards, Motor Vehicle Theft totals were updated for the last five years.*
- 6- *The Records Management System was recently updated in order to better categorize arrests included in the group titled “Family Offenses (non-violent).” As such, the 2018 total is reflective of the improved record.*

**All information presented in this report is based on data compiled through the date of its publication. Any and all data is subject to change due to a variety of reasons, such as: change in offense classification, determination that certain offense reports were unfounded, late reporting, and/or UCR/IBR program guidance.*



PRINCE WILLIAM COUNTY POLICE DEPARTMENT
OFFICE OF THE CHIEF OF POLICE

5036 DAVIS FORD ROAD
WOODBRIDGE, VIRGINIA 22192



A NATIONALLY ACCREDITED LAW ENFORCEMENT AGENCY