



# ***City of Decatur, Illinois 2021 Budget Proposal Subject to Council Adoption***

<b><i>Budget Publication Date:</i></b>	<b><i>November 12, 2020</i></b>
<b><i>City Council Study Session Date:</i></b>	<b><i>November 16, 2020</i></b>
<b><i>City Council Study Session Date:</i></b>	<b><i>November 23, 2020</i></b>
<b><i>Public Hearing Date:</i></b>	<b><i>December 7, 2020</i></b>
<b><i>Budget Adoption Date:</i></b>	

December 3, 2020

TO: Mayor Julie Moore Wolfe & Members of the City Council

FROM: Scot Wrighton, City Manager

RE: Proposed Fiscal Year 2021 City of Decatur Budget

This letter transmits the City's proposed 2021 budget. This document includes revisions made by the City Council during their November budget study sessions. City staff has publicized and made arrangements for a public hearing on the preliminary budget to be held on December 7, 2020 during the regular council meeting. Depending on the extent of additional revisions requested by the City Council, final approval of the budget can occur after the hearing on December 7<sup>th</sup>, or on December 14<sup>th</sup>. In any event, the budget for 2021 must be adopted prior to the January 1<sup>st</sup> start of the new fiscal year.

The development and adoption of the annual budget is one of the most important decisions the governing body makes every year. In one comprehensive document the council expresses its revenue policies, its short-and long-term spending plans, explains how it connects its service goals and expected outcomes to its financial plans, explains how it will manage its debt obligations, and discloses its views of municipal resource stewardship—meaning the budget delineates exactly how the city proposes to balance the need to provide essential services to citizens without over-burdening the local tax base. The difficulties of preparing this budget have been amplified significantly by the COVID-19 pandemic.

In brief summary, the proposed 2021 budget authorizes expenses of approximately \$187 million funded from \$168 million in new revenues plus \$19 million in reserve and carryover balances. Although a portion of carryover balances are deliberately used to soften the fiscal impact of decreased revenues due to COVID, most of the planned use of carryover balances reflects new capital projects funded from accumulated reserves set aside over several years specifically for the purpose of making infrastructure improvements.

Prior to the COVID pandemic, the City Council adopted a policy setting a target of 60 days of restricted reserve in the General Fund to serve as a cash flow buffer, and as an emergency, or "rainy day," fund (about \$11.8 million). The city remained short of this goal, even before the pandemic; and it started 2020 with a General Fund reserve of approximately \$8.5 million. Approximately \$500,000 of this restricted reserve was used to balance the 2020 budget. An additional \$900,000 of this restricted reserve is expected to be required to balance the 2021 budget. Although the City Council, during budget study sessions, acknowledged the necessity of using its reserves due to the public health emergency and the retrenchment of the local economy, it is nonetheless recommended that the city get back on track in future years and eventually restore the targeted reserve balance of 60 days in the General Fund.

In accordance with the tenets of governmental fund accounting, each of the city's activity funds track expenditure and revenue transactions separately; and there are varying reserve and cash management policies for each of the different funds. Municipal budgets have five categories of funds: 1) Business Activities, also called Enterprise/Proprietary Funds, 2) Special Purpose or Restricted Activity Funds, 3) Internal Service Funds, 4) Trust Funds, and 5) the General Fund. The General Fund includes all general governmental activities (core government services lacking self-supporting revenues that therefore require tax subsidy) which are not included in the first four types. This year's budget presentation uses these account groupings.

The recommended budget has been assembled to include: 1) current (2020) projected year-end expenses and revenues that can be compared to actual and budgeted numbers from previous, current and upcoming years; 2) expanded budget narratives and line-item details to provide additional clarity about revenues and expenses; 3) an appendix that includes an all-fund summary of neighborhood revitalization expenditures patterned after the summary used in 2020; and 4) no significant increases in taxation. Although structural deficits remain in the way the city of Decatur assembles its annual budget, the City Council has chosen to get through 2021 and the looming uncertainties of COVID, State of Illinois budget shortfalls, unresolved public safety labor union contracts and other unknowns before taking up policy changes that can reduce the negative impacts of the city's chronic revenue shortfalls. Even though it will require continued austerity in 2021, the City Council determined that increasing taxes in the midst of a pandemic is bad public policy.

Authorized total expenditures exceed new 2021 revenues in some funds because in several cases financial resources have been accumulated over multiple years to be applied to one-time expenses in 2020 (e.g., water and sewer capital projects, grant projects, MFT, etc.).

General governmental expenses (General Fund) constitute \$71.2 million, or 38% of the total city budget. The General Fund is the largest of the city's accounts. At 12/31/2021 the projected General Fund ending reserve will be \$6.95 million (or just 36 days of operating) if the budget is fully implemented. The city's General Fund contains nearly 90% of the city's salary, benefit and related compensation costs. But not all authorized budget line items will be expended. To protect reserves, the city will continue to selectively leave staffing positions vacant in 2021 when and where management believes it can do so without sacrificing the mission and services of each department—even if positions may be authorized by this budget.

Although the budget is "balanced," (meaning all-fund aggregated expenditures do not exceed all-fund aggregated revenues plus unrestricted cash reserves), the city's General Fund is not strong. It relies on several one-time revenues to achieve balancing (including CARES/CURE reimbursements from 2020 received in 2021), and its future expenditure patterns continue to rise at rates exceeding future revenue patterns.

To deal with the uncertainties Decatur faces in 2021, the City Council has determined to revisit the budget every three (3) months throughout calendar year 2021 and, if necessary, formally amend the budget as required to meet changing financial conditions.

## **REVENUES VERSUS EXPENDITURES**

With comparatively flat or declining revenues, the city has sought (and will continue to seek) more efficient ways to provide municipal services (staffing realignments, new leasing structures, debt refinancing, new insurance vendors, selective outsourcing, etc.) to avoid increasing taxes on citizens and property owners. Except where staff has clear documentation to the contrary, most 2021 revenue projections are based on 2020 year-end estimates (as adjusted downward for COVID effect).

Other factors that could erode the city's revenue growth include: 1) a loss in official population based on the 2020 census and a continuing exodus of population from Illinois; 2) cuts by the State in the distribution of the local portion of income taxes and personal property replacement taxes, coupled with increases in State administrative fees to collect and remit sales and other taxes; 3) employment dislocation due to COVID; and 4) fundamental realignments in the way citizens everywhere make their retail and service transactions, and purchase communications services. Although the construction of one new factory in Decatur in 2020, and the announcement of a second that will start in 2021 are both good news for the local economy, the economic impact of these tax base additions will not positively impact the city budget until after 2021.

Historically, the city of Decatur has dealt with these fiscal problems with a combination of expenditure reductions, tax increases, and recalculation of Interfund overhead fees. There is a natural limit to how much the city can continue to use these strategies when the budget is based on inherent structural imbalances (many of which are embedded in State Law).

## **ADDITIONAL BUDGET FACTORS IN 2021**

The proposed 2021 budget relies on numerous assumptions about spending, new revenues, projections of existing COVID-effected revenues, additional cost-containment initiatives, revised programming of capital projects and new initiatives that should (and should not) be included in the city's spending plan. These are explained in the budget narratives that follow. Additionally, 2021's budget will need to give the City Council the flexibility to address:

1. Incorporating a top-to-bottom review of all the city's software costs, which could result in a decision to migrate to an integrated ERP solution with fewer inefficient silos.
2. Incorporate recommendations from a consult retained to complete a top-to-bottom review of the city's fleet management arrangement, as overall costs have increased rapidly; and to integrate a new vehicle leasing structure into fleet management.
3. Expiration of the city's recycling contract and the need to revisit how solid waste is collected in the city resulting from hauler consolidations, and market changes.

Since the city cannot keep adding more full-time manpower in response to all new or existing service demands, the budget assumes selective use of seasonal, temporary or outsourced/contracted staff especially in the Public Works, Human Resources and Community Development Departments.

The 2021 budget includes *known* and secured grant and loan revenues, projected increases in bonded motor fuel tax revenues dedicated to street projects; but does *not* include additional COVID bail-out monies from the State or Federal Governments, or grants/donations the city hopes to receive or apply for in 2021.

### **CLOSING**

There is no “silver bullet,” or single solution to correcting the city’s structural budget imbalance. As a part of the City Council’s quarterly updates and possible amendments of the 2021 budget, staff will evaluate and suggest additional measures that can gradually correct some of shortcomings in the city’s revenue and expenditure policies, with the goal of improving the financial health of the city with minimal impact on the programs and services of the city.

I am thankful to the entire management team for their assistance in assembling the proposed 2021 Decatur Budget, and I am especially grateful to Donna Cobillas and Gregg Zientara who worked the hardest to produce this budget book. But the *entire* management team looks forward to working with the City Council to carry out the 2021 service delivery and financial goals authorized by the new budget in the year ahead.



**CITY OF DECATUR**  
**Macon County, Illinois**

Decatur Civic Center  
1 Gary K Anderson Plaza  
Decatur, Illinois 62523  
217.424.2700  
[www.decaturl.gov](http://www.decaturl.gov)

**MAYOR**  
Julie Moore Wolfe

**COUNCIL MEMBERS**

Bill Faber  
Lisa Gregory  
David Horn  
Charles Kuhle  
Pat McDaniel  
Rodney Walker

**OFFICIALS**

Gregg D. Zientara  
**City Treasurer & Director of Finance**

Scot Wrighton  
**City Manager**

Kim Althoff  
**City Clerk**

Wendy L. Morthland, Esq.  
**Corporation Counsel**



# City of Decatur, Illinois

## 2021

### Budget

### Table of Contents

Page	Schedule	Fund Number
	City Officials	
	<b>City Fund Summary</b>	
1	City Fund Summary	
3	City Organization Chart	
4	Staffing Headcount	
	<b>General Fund</b>	
7	Summary	10
8	Revenues	10
12	Legislative	10
14	Executive	10
16	Human Resources Department	10
20	Information Technology Department	10
29	City Clerk	10
30	Legal Department	10
32	Finance Department	10
39	City General Administration	10
41	Economic & Community Development Department	10
50	Police Department	10
58	Fire Department	10
64	Public Works Department - Street Maintenance	10
	<b>Special Revenue Funds</b>	
	Public Safety Funds	
81	Summary	
84	Police State Drug Enforcement	25
85	Police DUI Fines & Fees	26
86	Police Lab & Programs	27
87	Police Federal Drug Enforcement	30
88	Police Capital (deleted in 2020)	33
89	Foreign Fire Insurance	37
90	Fire Capital (deleted in 2020)	49
	Economic Development Funds	
91	Summary	
93	TIF Olde Towne	19
94	TIF Southeast Plaza	20
95	TIF Wabash Crossing	21
96	TIF Eastgate	23
97	TIF Southside	24
98	TIF Pines Shopping	28
99	TIF Grand & Oakland	29
	Community Development Funds	
100	Summary	
102	Economic Development (deleted in 2020)	12
103	Home Programs	17
105	Community Development Block Grant (CDBG)	18
109	DCDF	82
110	Neighborhood Improvements (deleted in 2020)	83
111	Community Revitalization	84



# City of Decatur, Illinois

## 2021

### Budget

### Table of Contents

Page	Schedule	Fund Number
	<b>Enterprise Funds</b>	
113	Summary	
116	Mass Transit Narrative	70
118	Mass Transit Operations	70
127	Fiber OpticsFund Narrative	77
129	Fiber OpticsFund	77
130	Public Works Storm Water Fund Narrative	78
132	Public Works Storm Water Fund	78
134	Public Works Sanitary Sewer Fund Narrative	79
137	Public Works Sanitary Sewer Fund	79
141	Public Works Water Funds Narrative	80
147	Public Works Water Utility	80
159	Public Works Water Capital	81
162	Recycling Program Operations	88
163	Public Works Water Construction Bond	89
	<b>Internal Service Funds</b>	
164	Summary	
165	Building Fund	34
166	Fleet Maintenance Narrative	60
169	Fleet Maintenance	60
172	Risk Management	64
174	Benefit Insurance	65
	<b>Capital Project Funds</b>	
176	Summary	
178	Local and State Motor Fuel Tax Narrative	42 46
183	Local Streets & Roads	42
185	2018 Bond Project Construction	44
186	Capital Projects	45
187	State Motor Fuel Tax	46
189	Major Moves (deleted in 2020)	47
190	Debt Service	50
193	Equipment Replacement	61
	<b>Miscellaneous Funds</b>	
	Miscellaneous Funds	
195	Summary	
196	Decatur Urban Area Transit Study (DUATS)	22
197	City Municipal Band	36
198	Public Education & Government (PEG)	40
199	Grants	85
	<b>Autonomous Funds</b>	
200	Summary	
202	Decatur Public Library	35
204	Library Capital	58
205	City of Decatur Library Trust	59
206	Firefighter Pension	90
207	Police Pension	91





# City of Decatur, Illinois 2021 Budget Table of Contents

<b>Page</b>	<b>Schedule</b>	<b>Fund Number</b>
	<b>Fund Order</b>	
8	General Fund	10
102	Economic Development (deleted in 2020)	12
103	Home Programs	17
105	Community Development Block Grant (CDBG)	18
93	TIF Olde Towne	19
94	TIF Southeast Plaza	20
95	TIF Wabash Crossing	21
196	Decatur Urban Area Transit Study (DUATS)	22
96	TIF Eastgate	23
97	TIF Southside	24
84	Police State Drug Enforcement	25
85	Police DUI Fines & Fees	26
86	Police Lab & Programs	27
98	TIF Pines Shopping	28
99	TIF Grand & Oakland	29
87	Police Federal Drug Enforcement	30
88	Police Capital (deleted in 2020)	33
165	Building Fund	34
202	Decatur Public Library	35
197	City Municipal Band	36
89	Foreign Fire Insurance	37
198	Public Education & Government (PEG)	40
183	Local Streets & Roads	42
185	2018 Bond Project Construction	44
186	Capital Projects	45
187	State Motor Fuel Tax	46
189	Major Moves (deleted in 2020)	47
90	Fire Capital (deleted in 2020)	49
190	Debt Service	50
204	Library Capital	58
205	City of Decatur Library Trust	59
169	Fleet Maintenance	60
193	Equipment Replacement	61
172	Risk Management	64
174	Benefit Insurance	65
118	Mass Transit Operations	70
129	Fiber OpticsFund	77
132	Public Works Storm Water Fund	78
137	Public Works Sanitary Sewer Fund	79
147	Public Works Water Utility	80
159	Public Works Water Capital	81
109	DCDF	82
110	Neighborhood Improvements (deleted in 2020)	83
111	Community Revitalization	84
199	Grants	85
162	Recycling Program Operations	88
163	Public Works Water Construction Bond	89
206	Firefighter Pension	90
207	Police Pension	91



**City of Decatur, Illinois**  
**2021 Budget**  
**Fund Revenue & Expenditure Summary**

Fund	Fund Name	Proposed Budget Period 2021				Ending Fund Balance
		Beginning Fund Balance	Revenue	Expense	Surplus (Deficit)	
10	<b>General Fund</b>	7,849,548	70,300,000	71,200,000	(900,000)	6,949,548
	<b>Special Public Safety Funds</b>					
25	Police State Drug Enforcement	131,409	103,500	229,520	(126,020)	5,389
26	Police DUI Fines & Fees	240,773	107,100	131,000	(23,900)	216,873
27	Police Lab & Programs	191,745	1,800	25,000	(23,200)	168,545
30	Police Federal Drug Enforcement	264,903	85,200	175,000	(89,800)	175,103
37	Foreign Fire Insurance Tax	210,564	145,500	145,500	-	210,564
	<b>Total Special Public Safety Funds</b>	1,039,394	443,100	706,020	(262,920)	776,474
	<b>Special Economic Development Funds</b>					
19	TIF Old Towne	78,858	932,214	917,225	14,989	93,847
20	TIF Southeast Plaza	28,085	308,498	308,498	-	28,085
21	TIF Wabash Crossing	1,102,819	557,784	796,000	(238,216)	864,603
23	TIF Eastgate	589,560	320,131	543,200	(223,069)	366,491
24	TIF South Side	87,022	43,510	-	43,510	130,532
28	TIF Pines Shopping	65,151	104,223	104,223	-	65,151
29	TIF Grand & Oakland	167,828	190,247	190,247	-	167,828
	<b>Total Economic Development Funds</b>	2,119,323	2,456,607	2,859,393	(402,786)	1,716,537
	<b>Special Community Development Funds</b>					
17	HOME	179,975	1,025,000	1,025,000	-	179,975
18	CDBG	11,656	3,585,547	3,585,547	-	11,656
82	DCDF	138,586	18,000	140,376	(122,376)	16,210
84	Community Revitalization	1,605,355	5,000	1,610,355	(1,605,355)	-
	<b>Total Community Development Funds</b>	1,935,572	4,633,547	6,361,278	(1,727,731)	207,841
	<b>Enterprise Funds</b>					
70	Mass Transit Operations	140,245	12,638,492	12,632,457	6,035	146,280
77	Fiber Optics	84,373	832,882	861,000	(28,118)	56,255
78	Public Works Storm Water	2,827,516	1,702,536	2,426,028	(723,492)	2,104,024
79	Public Works Sewer	10,554,813	6,972,970	11,073,343	(4,100,373)	6,454,440
80	Public Works Water Operating	5,406,908	31,292,592	31,181,812	110,780	5,517,688
81	Public Works Water Capital	2,146,169	11,000,000	16,362,331	(5,362,331)	(3,216,162)
86	Public Works Water Debt Service	12,500,000	-	-	-	12,500,000
88	Recycling	151,324	688,900	657,260	31,640	182,964
89	Water Bond Construction	217,329	-	217,329	(217,329)	-
	<b>Total Enterprise Funds</b>	34,028,677	65,128,372	75,411,560	(10,283,188)	23,745,489



**City of Decatur, Illinois**  
**2021 Budget**  
**Fund Revenue & Expenditure Summary**

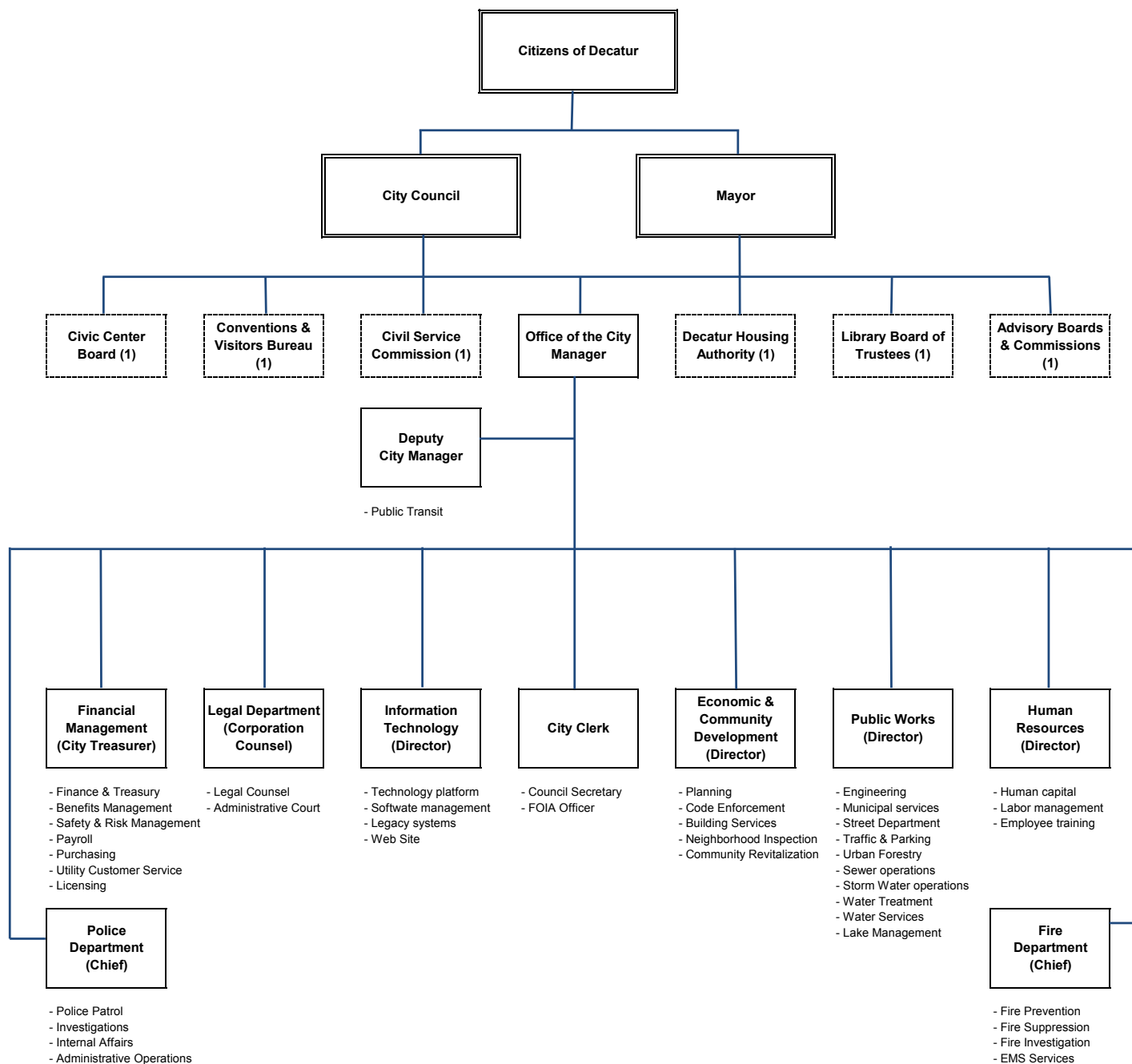
Fund Fund Name		Proposed Budget Period 2021				Ending Fund Balance
		Beginning Fund Balance	Revenue	Expense	Surplus (Deficit)	
Internal Service Funds						
34	Building Fund	142,987	884,583	515,820	368,763	511,750
60	Fleet Maintenance	291,655	2,976,346	2,960,652	15,694	307,349
64	Risk Management	2,244,748	3,050,436	2,956,808	93,628	2,338,376
65	Benefit Insurance Fund	3,059,297	9,986,220	11,820,728	(1,834,508)	1,224,789
Total Internal Service Funds		5,738,687	16,897,585	18,254,008	(1,356,423)	4,382,264
Capital Project Funds						
42	Local Roads & Streets	1,336,856	1,956,000	2,163,136	(207,136)	1,129,720
44	2018 Bond Project	5,577,638	-	5,529,215	(5,529,215)	48,423
45	Capital Project	55,726	30,000	30,000	-	55,726
46	State Motor Fuel Tax	3,360,044	15,200,670	15,841,758	(641,088)	2,718,956
50	Debt Service	2,351,257	2,550,118	2,494,562	55,556	2,406,813
61	Equipment Replacement	755,401	317,000	1,015,232	(698,232)	57,169
Total Capital Project Funds		13,436,922	20,053,788	27,073,903	(7,020,115)	6,416,807
Miscellaneous Funds						
22	DUATS	19,365	358,161	358,161	-	19,365
36	Municipal Band	99,628	96,556	96,556	-	99,628
40	PEG Capital	87,531	72,100	72,100	-	87,531
85	Grants	-	3,028,500	3,028,500	-	-
Total Miscellaneous Funds		206,524	3,555,317	3,555,317	-	206,524
Autonomous Funds						
35	City of Decatur Library	1,482,013	3,897,252	3,948,362	(51,110)	1,430,903
58	Library Capital	333,311	252,200	250,000	2,200	335,511
59	Library Trust	176,472	30,565	108,000	(77,435)	99,037
90	Firefighters Pension	75,781,324	10,761,548	10,128,792	632,756	76,414,080
91	Police Pension	100,288,401	12,032,191	10,113,348	1,918,843	102,207,244
Total Autonomous Funds		178,061,521	26,973,756	24,548,502	2,425,254	180,486,775
Total City of Decatur		244,416,168	210,442,072	229,969,981	(19,527,909)	224,888,259
Less Interfund Transfers			42,304,081	42,304,081		
Net Balances		244,416,168	168,137,991	187,665,900	(19,527,909)	224,888,259

**Notes:** Inter fund loan to fund JCI energy savings initiative in 2018 from Water Capital Fund 81 to Capital Fund 45 1,981,816

Loan balance at 12/31/2019	1,681,816
2020 planned loan repayment	300,000
2021 budgtd loan repayment	-
Loan balance projected at 12/31/2021	1,381,816



## City of Decatur, Illinois Organization Chart



Effective as of January 1, 2020

(1) Board Members include Mayoral Appointments confirmed by City Council



**City of Decatur, Illinois  
2021 Budget  
Headcount Staffing**

<b>Organizational Unit</b>	<b>2018 Actual</b>	<b>2019 Actual</b>	<b>2020 Budget</b>	<b>2020 Projected</b>	<b>2021 Budget</b>	<b>Change vs 2020</b>
<i>Total City Headcount Staffing</i>						
Management	83	85	91	87	92	1
AFSCME Union	109	113	118	115	118	-
Police Union	145	133	138	136	139	1
Fire Union	96	102	102	99	102	-
<b>Total</b>	<b>433</b>	<b>433</b>	<b>449</b>	<b>437</b>	<b>451</b>	<b>2</b>

**Position Changes over prior year budgeted staff**

Executive		(1)				
Information Technology						
Human Resources						
Legal	(2)					
Finance	(7)					
Economic & Community Devel	1				1	1
Police	(24)		(12)		1	1
Fire						
Public Works						
Water	6					

<b>Total Change in Staff</b>	<b>(26)</b>	<b>(1)</b>	<b>(12)</b>	<b>-</b>	<b>2</b>	<b>2</b>
------------------------------	-------------	------------	-------------	----------	----------	----------

**Staffing by Department and Employee Group**

<b>Div</b>	<b>Fund</b>	<b>Organizational Unit</b>	<b>2018 Actual</b>	<b>2019 Actual</b>	<b>2020 Budget</b>	<b>2020 Projected</b>	<b>2021 Budget</b>	<b>Change vs 2020</b>
		<b>Executive</b>	4	5	6	6	6	-
015	10	Executive	3	4	4	4	4	-
018	10	City Clerk	-	-	-	-	-	-
		Management	3	4	4	4	4	-
701	70	Mass Transit	1	1	2	2	2	-
		Management	1	1	2	2	2	-
016	10	Human Resources	4	4	4	4	4	-
		Management	4	4	4	4	4	-
017	10	Information Technology	9	10	10	10	10	-
		Management	8	8	8	8	8	-
		AFSCME	1	2	2	2	2	-
020	10	Legal	7	7	7	7	7	-
		Management	7	7	7	7	7	-



**City of Decatur, Illinois**  
**2021 Budget**  
**Headcount Staffing**

**Staffing by Department Employee Group (Cont.)**

<i>Div</i>	<i>Fund</i>	<i>Organizational Unit</i>	<i>2018 Actual</i>	<i>2019 Actual</i>	<i>2020 Budget</i>	<i>2020 Projected</i>	<i>2021 Budget</i>	<i>Change vs 2020</i>
<b>Financial Management</b>			<b>20</b>	<b>20</b>	<b>22</b>	<b>21</b>	<b>22</b>	<b>-</b>
035	10	Controlling & Treasury	11	11	13	12	13	-
036	10	Utility Customer Service						-
037	10	Purchasing	2	2	2	2	2	-
		Management	7	7	7	7	7	-
		AFSCME	6	6	8	7	8	-
			13	13	15	14	15	-
641	64	Risk Management Management						-
805	80	Utility Customer Serv	7	7	7	7	7	-
		Management	1	1	1	1	1	-
		AFSCME	6	6	6	6	6	-
<b>Economic &amp; Community Development</b>			<b>20</b>	<b>19</b>	<b>20</b>	<b>20</b>	<b>21</b>	<b>1</b>
050	10	Planning & Sustainability	6	5	6	6	6	-
052	10	Building Inspections	6	6	6	6	6	-
053	10	Neighborhood Inspections	5	5	5	5	5	-
054	10	Revitalization & Housing Services	3	3	3	3	4	1
		Management	11	10	11	11	12	1
		AFSCME	9	9	9	9	9	-
			20	19	20	20	21	1
065	10	<b>Police</b>	<b>161</b>	<b>149</b>	<b>158</b>	<b>154</b>	<b>159</b>	<b>1</b>
		Police Management Sworn	8	8	8	8	8	-
		Police Officers Sworn	145	133	138	136	139	1
		Police Sworn Officer Total	153	141	146	144	147	1
		Police Civilian	8	8	12	10	12	-
		Management	4	4	8	6	8	-
		AFSCME	4	4	4	4	4	-
070	10	<b>Fire</b>	<b>103</b>	<b>109</b>	<b>109</b>	<b>106</b>	<b>109</b>	<b>-</b>
		Management Sworn	6	6	6	6	6	-
		Officers Sworn	96	102	102	99	102	-
		Sworn Officer Total	102	108	108	105	108	-
		Civilian Management	1	1	1	1	1	-



**City of Decatur, Illinois  
2021 Budget  
Headcount Staffing**

**Staffing by Department and Employee Group (Cont.)**

<i>Div</i>	<i>Fund</i>	<i>Organizational Unit</i>	<i>2018 Actual</i>	<i>2019 Actual</i>	<i>2020 Budget</i>	<i>2020 Projected</i>	<i>2021 Budget</i>	<i>Change vs 2020</i>
<b>Public Works</b>			<b>105</b>	<b>110</b>	<b>113</b>	<b>109</b>	<b>113</b>	<b>-</b>
080	10	Administration	2	2	2	2	2	-
082	10	Engineering	9	11	12	10	12	-
083	10	Municipal Services	44	47	47	46	47	-
		Management	14	15	15	13	15	-
		AFSCME	41	45	46	45	46	-
			55	60	61	58	61	-
601	61	Fleet Maintenance						
		Management	1	1	1	1	1	-
		AFSCME	7	7	7	7	7	-
			8	8	8	8	8	-
801	80	Water Production	13	13	15	14	15	-
802	80	Water Lake Management	4	4	4	4	4	-
803	80	Water Administration	3	2	2	2	2	-
804	80	Water Services	22	23	23	22	23	-
		Management	7	8	8	8	8	-
		AFSCME	35	34	36	35	36	-
			42	42	44	43	44	-
<b>Grand Total - Full Time</b>			<b>433</b>	<b>433</b>	<b>449</b>	<b>437</b>	<b>451</b>	<b>2</b>

*Vacancies on or around November 1, 2020*

		<i>Management</i>	<i>AFSCME</i>	<i>Police</i>	<i>Fire</i>	<i>Total</i>
035	10 Account Clerk II		1			1
065	10 Community Liaison (	2				2
065	10 Police Patrol Officer			2		2
070	10 Fire Inspector Captain				1	1
070	10 Fire Inspector				2	2
082	10 Civil Engineer I		1			1
082	10 Engineering Tech I		1			1
083	10 Foreman	1				1
801	80 Maint Mechanic I		1			1
		3	4	2	3	12



**City of Decatur, Illinois  
2021 Budget  
Fund Revenue & Expevenue & Expenditure**

**Fund Name**

**General Fund**

**Fund Number**

**10**

**Fund Description & Purpose**

The primary operating fund of City Government. Fund revenues include state distributed taxes, local taxes, service revenue from external and internal customers, permit & license revenue, fine & fee and other miscellaneous revenue.  
Revenues received defray the operating expense of City Government, Public Safety protection and Public Works services to City residents and stakeholders.

(Whole \$)

Description	2018 Actual	2019 Actual	2020 Amended Budget	2020 Projected Actual	2021 Proposed Budget	% Change
<b>Revenue</b>						
Tax Revenue	54,031,983	56,205,214	56,957,500	54,573,640	56,469,080	3%
Internal Service Revenue	7,444,796	8,278,055	8,252,909	8,070,815	8,644,184	7%
External Service Revenue	542,048	536,636	558,000	596,333	610,000	2%
Grant Revenue	263,284	266,353	384,933	544,092	869,330	60%
Permit & License Revenue	1,291,369	1,306,523	1,371,500	1,197,084	1,078,000	-10%
Fines & Fees Revenue	1,209,933	1,211,709	1,498,058	781,267	1,320,600	69%
Other Revenue	1,289,472	1,307,283	1,477,100	1,666,836	1,308,806	-21%
<b>Total Revenue</b>	<b>66,072,885</b>	<b>69,111,772</b>	<b>70,500,000</b>	<b>67,430,067</b>	<b>70,300,000</b>	<b>4%</b>

**Expenditure by Division**

010 General Government Legislative	53,019	47,003	63,000	41,737	61,512	47%
015 General Government Executive	644,803	585,927	697,661	673,745	677,425	1%
016 Management Service Human Resources	558,558	515,478	568,577	489,477	573,079	17%
017 Management Service IT	1,793,929	1,860,465	1,993,326	1,862,250	1,861,444	0%
018 Management Service City Clerk	26,754	28,593	11,130	7,217	11,130	54%
020 General Government Legal	944,219	903,941	928,072	897,094	935,916	4%
035 Finance Controlling & Treasury	1,259,597	1,418,424	1,547,756	1,415,534	1,555,035	10%
037 Finance Purchasing	218,231	227,115	280,114	244,582	237,688	-3%
038 Finance Civic Center	234,229	187,060	206,594	207,617	222,934	7%
039 Finance City General & Administrative	2,413,076	2,254,735	1,700,254	1,837,943	2,948,187	60%
050 ECD Planning & Sustainability	480,952	578,217	651,371	542,050	684,523	26%
052 ECD Building Inspections	567,159	612,773	669,412	634,134	716,241	13%
053 ECD Neighborhood Inspections	675,796	768,405	965,179	1,181,087	1,151,447	-3%
054 ECD Revitalization & Housing Services	327,830	357,844	388,308	396,011	487,716	23%
055 ECD Economic Development	-	28,597	472,106	553,508	585,800	0%
060 Public Safety Communications	39,010	-	-	-	-	0%
065 Public Safety Police Protection	27,048,168	27,383,731	28,240,407	27,873,409	28,123,700	1%
070 Public Safety Fire Protection	19,572,533	19,475,951	20,752,278	19,863,441	20,444,974	3%
080 Public Works Administration	501,474	572,906	584,288	539,060	571,063	6%
082 Public Works Engineering	1,005,166	1,108,372	1,389,888	1,079,640	1,374,109	27%
083 Public Works Municipal Services	4,378,218	4,520,312	4,895,768	4,609,853	4,885,782	6%
084 Public Works Streets	917,288	924,417	1,059,969	998,431	1,059,245	6%
086 Public Works Traffic & Parking	1,884,528	1,469,221	1,647,407	1,497,334	1,400,907	-6%
088 Public Works Urban Forestry	502,254	523,502	587,135	475,163	630,143	33%
Net of lower Rev / Exp						
<b>Total Expenditures</b>	<b>66,046,791</b>	<b>66,352,991</b>	<b>70,300,000</b>	<b>67,920,317</b>	<b>71,200,000</b>	<b>5%</b>

<b>In-Year Surplus / (Deficit)</b>	26,094	2,758,781	200,000	(490,250)	(900,000)	
------------------------------------	--------	-----------	---------	-----------	-----------	--

Beginning Cash Balance	7,082,298	6,990,603	8,339,798	8,339,798	7,849,548	
Balance Sheet Adjustments	(117,789)	(1,409,587)				
<b>Ending Cash Balance</b>	<b>6,990,603</b>	<b>8,339,798</b>	<b>8,539,798</b>	<b>7,849,548</b>	<b>6,949,548</b>	

Authorized Headcount Staffing	2018 Actual	2019 Actual	2020 Budget	2020 Projected Actual	2021 Budget	Change vs 2020
<b>Management Staff</b>						
Management Staff FTE's	73	74	79		79	-
<b>Bargaining Staff</b>						
AFSCME	61	66	69		69	-
Police	145	133	138		138	-
Fire	96	102	102		102	-
Bargaining Staff FTE's	302	301	309		309	-
<b>Total Authorized Headcount</b>	<b>375</b>	<b>375</b>	<b>388</b>		<b>388</b>	<b>-</b>



# CITY OF DECATUR 2021 BUDGET DETAIL

10	GENERAL FUND	2018 Actual	2019 Actual	2020 Budget	2020 Projected	2021 Budget	% vs 2020P
<b>000 UNASSIGNED</b>							
<b>100231 GEN GOV TAXES</b>							
301103	REAL ESTATE TAXES	9,269,879	9,415,256	9,000,000	9,000,000	9,950,000	11
301106	MOBILE HOME PRIVELEGE TAX	0	27,406	15,000	15,000	15,000	
301201	STATE SALES TAXES	11,168,092	11,259,451	11,396,000	11,123,722	11,519,000	4
301202	TELEPHONE UTILITY TAX	1,635,038	1,555,775	1,555,000	1,372,567	1,304,000	(5)
301203	FOOD & BEVERAGE TAX	3,276,740	3,357,989	3,427,500	3,166,975	3,150,000	(1)
301204	HOTEL AND MOTEL TAX	925,034	1,025,195	991,000	649,529	650,000	0
301205	LOCAL SALES TAX	9,813,225	10,023,584	10,249,000	9,734,221	10,237,000	5
301206	AVIATION FUEL TAX	0	0	0	471	0	<(100*)
301207	LOCAL USE TAX	2,130,355	2,488,443	2,764,000	3,060,116	3,350,000	9
301208	AUTO RENTAL TAX	33,982	39,781	43,000	33,335	33,000	(1)
301209	UTILITY TAX	4,911,827	4,719,372	4,805,000	4,374,397	4,376,000	0
301210	VIDEO GAMING TAX	1,216,934	1,570,755	1,720,000	1,291,576	1,320,000	2
301302	CABLE TV TAX	1,011,044	1,003,232	971,000	992,788	953,000	(4)
100231 Total:		<b>45,392,150</b>	<b>46,486,239</b>	<b>46,936,500</b>	<b>44,814,697</b>	<b>46,857,000</b>	<b>5</b>
<b>100232 GEN GOV INTERGOVTMENT</b>							
302104	STATE REPLACEMENT TAX	984,346	1,221,886	1,190,000	1,095,547	901,080	(18)
302105	STATE INCOME TAX	7,289,905	8,102,353	8,396,000	8,203,128	8,203,000	0
302106	FEDERAL GRANTS	0	0	110,933	92,651	474,330	>100*
	Assistance to Firefighters grant EMW-2019-FO-0435					271,091	
	Assistance to Firefighters grant EMW-2018-FO-0546					61,842	
	JAG grant 2020-DJ-BX-0871					29,430	
	2019 Bullet Proof grant					12,544	
	Cares grant (Covid) 2020-VD-BX-0262					99,423	
302107	STATE GRANTS OR OTHER	126,081	117,464	119,000	373,910	275,000	(26)
	Buffett K-9 Grant Year 5 of 5					115,000	
	Buffett DUI Grant Year 2 of 4					160,000	
302114	POLICE OT REIMBURSEMENTS	137,203	148,889	155,000	77,531	120,000	55
302121	CANNABIS TAX	0	0	25,000	50,268	84,000	67
100232 Total:		<b>8,537,535</b>	<b>9,590,592</b>	<b>9,995,933</b>	<b>9,893,035</b>	<b>10,057,410</b>	<b>2</b>
<b>100233 GEN GOV SERVICE CHARGE</b>							
303408	SANITARY DISTRICT - ADMIN	24,963	0	0	0	0	
303607	PAYMENT IN LIEU OF TAXES	1,324,109	1,734,132	1,753,209	1,753,209	1,769,256	1
303608	RISK & EE BENEFIT SERVICES	0	165,612	173,616	173,616	176,940	2
303621	ADMIN SERVICES	1,799,256	1,929,252	1,928,148	1,928,148	2,103,336	9
303622	PUBLIC WORKS SERVICES	1,375,692	1,681,236	1,521,624	1,521,624	1,613,232	6
303623	HUMAN RELATIONS SERVICES	50,364	82,476	0	0	0	
303624	PURCHASING SERVICES	139,896	150,972	0	0	0	
303626	BLDG INSPECTION SERVICES	189,000	168,756	165,156	165,156	96,456	(42)
303627	PENSION FUND ADMIN SERV	51,432	51,360	0	0	0	
303628	FM SEWER FUND-EPA	331,488	336,636	341,496	341,496	357,132	5
306700	IT SERVICES	877,824	775,284	802,068	802,068	1,023,624	28

# CITY OF DECATUR 2021 BUDGET DETAIL

10	GENERAL FUND	2018 Actual	2019 Actual	2020 Budget	2020 Projected	2021 Budget	% vs 2020P
<b>000 UNASSIGNED</b>							
<b>100233 GEN GOV SERVICE CHARGE</b>							
306707	CDBG PERSONNEL/EXP REIMB	448,634	428,399	390,192	428,856	444,494	4
306751	HOME PERSONNEL/EXP REIMB	52,493	59,885	104,041	39,822	103,496	>100*
306753	DUATS PERSONNEL/EXP REIMB	52,263	76,899	207,359	216,189	196,218	(9)
100233 Total:		<b>6,717,414</b>	<b>7,640,899</b>	<b>7,386,909</b>	<b>7,370,184</b>	<b>7,884,184</b>	<b>7</b>
<b>100234 GEN GOV -LICENSE/PERMIT</b>							
304300	ANIMAL REGISTRATION LATE FEES	7,340	7,555	7,000	6,181	8,000	29
304302	GARBAGE HAULERS	26,610	26,200	27,000	24,300	27,000	11
304303	CONTRACTOR LICENSES	26,800	27,000	25,000	25,208	25,000	(1)
304304	LIQUOR LICENSES	526,823	526,242	527,000	500,337	526,000	5
304305	RENTAL PROGRAM REVENUE	0	0	25,000	0	25,000	100*
304306	BOAT LICENSES	123,891	132,395	70,000	67,338	0	<(100*)
304307	OTHER LICENSES	250,486	254,244	137,000	157,762	159,000	1
304401	BUILDING PERMITS	253,307	253,285	514,000	374,722	308,000	(18)
304402	PIER PERMITS	76,112	79,603	39,500	41,234	0	<(100*)
100234 Total:		<b>1,291,369</b>	<b>1,306,524</b>	<b>1,371,500</b>	<b>1,197,082</b>	<b>1,078,000</b>	<b>(10)</b>
<b>100235 GEN GOV- FINES &amp; FEES</b>							
303301	ON STREET PARKING	8,296	4,411	7,000	4,735	7,000	48
303302	PARKING LOT 1	20,263	22,028	22,000	13,840	22,000	59
303306	PARKING LOT 10	9,613	8,221	9,000	5,263	9,000	71
303308	GARAGE C	76,129	85,571	87,000	65,028	73,000	12
303310	RESIDENTIAL PARKING	3,720	3,720	2,000	2,910	4,000	37
303312	DOWNTOWN EMPL PARKING PERMITS	25,563	25,893	23,000	21,364	26,000	22
304490	ADMIN COURT FINES	119,848	113,939	138,000	61,429	88,000	43
305500	ADMINISTRATIVE COURT FEES	53,764	41,513	74,000	28,762	36,000	25
305501	COURT FINES	179,768	202,814	229,000	174,706	206,000	18
305502	BOOT FEE	5,810	3,535	7,000	1,079	4,000	>100*
305503	WEED CUTTING FEES	64,824	54,379	64,000	39,993	55,000	38
305505	ILLEGAL USE OF VEHICLE	330,615	340,120	347,000	117,840	320,000	>100*
305506	OVERTIME PARKING FEES	167,389	129,569	231,000	79,120	146,000	85
305507	VARIANCE AND ZONING	9,943	9,370	11,000	6,640	12,000	81
305513	OTHER FINES AND FEES	3,939	41,854	4,000	63,739	74,000	16
305516	PET CITATIONS	68,114	69,255	73,000	44,298	67,000	51
305517	DUCK BLIND FEES	924	910	500	515	0	<(100*)
305520	TRASH & CLEAN UP FINES	46,770	34,154	37,000	35,061	36,000	3
305521	VACANT PROPERTY FEE	0	0	118,558	0	118,600	100*
100235 Total:		<b>1,195,292</b>	<b>1,191,256</b>	<b>1,484,058</b>	<b>766,322</b>	<b>1,303,600</b>	<b>70</b>
<b>100237 GEN GOV- INVESTMENT</b>							
307101	INTEREST INCOME	19,069	72,516	100,000	24,130	48,000	99

# CITY OF DECATUR 2021 BUDGET DETAIL

10	GENERAL FUND	2018 Actual	2019 Actual	2020 Budget	2020 Projected	2021 Budget	% vs 2020P
<b>000 UNASSIGNED</b>							
<b>100237 GEN GOV- INVESTMENT</b>							
307141	INVESTMENT INCOME	21,065	28,298	0	34,173	0	<(100*)
100237 Total:		<b>40,134</b>	<b>100,814</b>	<b>100,000</b>	<b>58,303</b>	<b>48,000</b>	<b>(18)</b>
<b>100238 GEN GOV- OTHER INCOME</b>							
303413	AMEREN FRANCHISE PAYMENTS	921,112	921,112	921,000	921,112	921,000	0
303415	PROFESSIONAL STANDARDS INCOME	4,691	6,980	5,500	3,233	5,700	76
303510	ELECTRIC AGGREGATION ADMIN FEE	87,121	88,465	185,000	178,616	176,000	(1)
306700	TRANSFER FROM OTHER FUNDS	0	30,000	0	0	0	
308801	RENTAL OF CITY PROPERTY	1,100	1,300	1,200	1,185	1,200	1
308802	SALE OF CITY PROPERTY	1,150	38,800	130,500	212,906	80,000	(62)
308803	SALE OF OTHER PROPERTY	400	5,752	40,400	24,501	10,000	(59)
308807	DEMOLITION PAYMENTS	63,749	48,188	45,000	29,963	43,000	44
308810	DAMAGE TO CITY PROPERTY	17,689	162	2,500	2,058	2,500	21
308817	NOISE ORDINANCE FINES	483	0	1,000	0	0	
308890	REIMBURSEMENT OF EXPENSE	117,090	29,386	5,000	22,163	5,000	(77)
308898	BANK RECONCILIATION ADJUSTMENT	(1,030)	(1,038)	0	486	0	<(100*)
308899	MISCELLANEOUS INCOME	35,783	36,126	40,000	34,032	16,406	(52)
309900	BOND OR NOTE PROCEEDS	0	0	0	178,279	0	<(100*)
100238 Total:		<b>1,249,338</b>	<b>1,205,233</b>	<b>1,377,100</b>	<b>1,608,534</b>	<b>1,260,806</b>	<b>(22)</b>
<b>100432 PUB SAFETY - INTERGOVT</b>							
302403	FIRE TRAINING REIMBURSE	0	0	0	32,887	34,000	3
100432 Total:		<b>0</b>	<b>0</b>	<b>0</b>	<b>32,887</b>	<b>34,000</b>	<b>3</b>
<b>100433 PUB SAFETY - TRANSFER FR</b>							
303405	SCHOOL DISTRICT REIMBURSE	398,250	413,456	431,000	435,957	445,000	2
310010	FIRE PROGRAMS	5,215	4,610	5,000	9,897	5,000	(49)
100433 Total:		<b>403,465</b>	<b>418,066</b>	<b>436,000</b>	<b>445,854</b>	<b>450,000</b>	<b>1</b>
<b>100435 PUBLIC SAFETY FINES &amp; FEES</b>							
305512	FIRE & BURGLAR ALARMS	2,500	4,300	2,000	4,285	4,000	(7)
305514	POLICE RECORDS	12,142	11,544	12,000	10,661	13,000	22
100435 Total:		<b>14,642</b>	<b>15,844</b>	<b>14,000</b>	<b>14,946</b>	<b>17,000</b>	<b>14</b>
<b>100831 HIWAY/STS - RE TAXES</b>							
301102	PROP TAX- ROAD & BRIDGE	365,582	396,034	410,000	410,000	424,000	3
100831 Total:		<b>365,582</b>	<b>396,034</b>	<b>410,000</b>	<b>410,000</b>	<b>424,000</b>	<b>3</b>

# CITY OF DECATUR 2021 BUDGET DETAIL

10	GENERAL FUND		2018 Actual	2019 Actual	2020 Budget	2020 Projected	2021 Budget	% vs 2020P
000 UNASSIGNED								
100832 HIWAY/STS - INTERGOVT								
302401	STATE ROUTE MAINTENANCE		118,835	123,180	127,000	127,489	131,000	3
		100832 Total:	118,835	123,180	127,000	127,489	131,000	3
100833 HIWAY/STS - TRANSFER FR								
303601	MFT REIMB-MSC/TRAF SIGNAL		495,000	380,930	550,000	496,921	500,000	1
303606	WATER STREET CUTS		252,130	256,226	311,000	193,813	255,000	32
		100833 Total:	747,130	637,156	861,000	690,734	755,000	9
UNASSIGNED		TOTAL:	66,072,886	69,111,837	70,500,000	67,430,067	70,300,000	4

## LEGISLATIVE & EXECUTIVE DEPARTMENTS

### **Program Description:**

The Legislative Department provides resources for the Elected Officials to be able to carry out their respective leadership and policy directives for the City. The Mayor and Council stipends are included in this department, along with line-items for newly elected official training and City membership dues. The Executive Department provides for the salaries and resources for the City Manager's Office. The City Manager reports to the Mayor and City Council for the proper direction of all affairs of the City. The City Manager is the chief administrative officer for the daily operations of the City of Decatur. This department's duty is to develop and implement management programs designed to enhance workforce productivity, improve service delivery, and maximize efficiencies, across all functions and departments within the City. This department also leads the City's public information and communication strategies.

### **Staffing:**

The Executive Department staffing includes (1) one City Manager, (1) one Deputy City Manager and (1) Executive Assistant.

### **Budget Highlights:**

1. This department has held staffing at the 2019 level with no budgeted increase to get to full staffing, which would include an additional Administrative Assistant.

### **Performance Outcomes:**

Performance Outcomes for the Executive Department are designed to reflect progress towards achieving the City Council's priorities as outlined in the budget.

1. The ability to propose a recommended budget that is balanced yet includes dedicated resources to achieve progress towards the City Council's stated priorities.
2. Improve City's perception amongst our businesses and residents.
3. Attract significant large commercial and industrial economic development projects to the City.
4. Improve employee retention and overall job satisfaction through job enhancement and employee recognition.
5. Attract top talent lead the City's Departments and management team.

# CITY OF DECATUR 2021 BUDGET DETAIL

10	GENERAL FUND	2018 Actual	2019 Actual	2020 Budget	2020 Projected	2021 Budget	% vs 2020P
<hr/>							
<b>010</b>	<b>LEGISLATIVE</b>						
<hr/>							
<b>10400101</b>	<b>LEGISLATIVE PERSONEL SVC</b>						
409000	SALARIES	28,000	28,000	28,000	28,000	28,000	
410700	FICA/MEDICARE	2,142	2,142	2,142	2,142	2,142	
10400101 Total:		<b>30,142</b>	<b>30,142</b>	<b>30,142</b>	<b>30,142</b>	<b>30,142</b>	<b>0</b>
<hr/>							
<b>10400102</b>	<b>LEGISLATIVE-OPERATING EXPENSE</b>						
423300	TELEPHONE	1,031	1,020	1,200	1,141	1,200	5
423903	MISCELLANEOUS EXPENSE	250	87	1,304	1,200	1,304	9
	Contingency					1,304	
424000	TRAINING SCHOOL EXPENSES	0	0	2,500	0	2,500	100*
	Council training to be defined					2,500	
424100	CONFERENCES & TRAVEL	5,656	8,225	12,000	2,400	12,000	>100*
	DC Conference, Mayor					3,900	
	Sister City incidental, Mayor					600	
	IML, Mayor & 3 council members					3,390	
	US Conference of Mayors					1,500	
	Contingency					2,610	
424500	POSTAGE	12	2	0	0	0	
428000	PROFESSIONAL SERVICES	0	3,571	0	0	0	
428400	MEMBERSHIP FEES	0	0	5,000	5,000	5,000	
	IML Illinois Municipal League					5,000	
434500	OFFICE SUPPLIES	66	72	150	150	150	
435700	RECOG SUPPLIES	683	2,255	3,000	1,500	1,500	
442300	RISK MANAGEMENT INSURANCE	180	180	204	204	216	6
445400	SISTER CITY PROGRAM	15,000	1,448	7,500	0	7,500	100*
10400102 Total:		<b>22,878</b>	<b>16,860</b>	<b>32,858</b>	<b>11,595</b>	<b>31,370</b>	<b>&gt;100*</b>
<hr/>							
<b>LEGISLATIVE TOTAL:</b>		<b>53,020</b>	<b>47,002</b>	<b>63,000</b>	<b>41,737</b>	<b>61,512</b>	<b>47</b>

# CITY OF DECATUR 2021 BUDGET DETAIL

10	GENERAL FUND	2018 Actual	2019 Actual	2020 Budget	2020 Projected	2021 Budget	% vs 2020P
<b>015 EXECUTIVE</b>							
<b>10400151 CITY MGR PERSONNEL SVCS</b>							
409000	SALARIES	430,820	347,244	462,537	460,614	467,902	2
410100	OVERTIME	249	0	2,000	0	2,000	100*
410500	PENSION CONTRIBUTION	50,901	34,185	50,998	49,590	56,340	14
410700	FICA/MEDICARE	30,964	26,734	35,564	35,600	35,977	1
411100	LIFE INSURANCE	1,125	942	1,452	1,350	1,467	9
411200	MEDICAL INSURANCE	53,125	55,757	71,000	70,200	62,400	(11)
411500	SERVICE RECOGNITION	1,313	763	350	675	380	(44)
411600	EMPLOYEE RELOCATION	0	14,112	0	4,131	0	(100*)
413100	CITY MANAGER ALLOWANCE	3,850	8,135	9,600	11,700	13,200	13
10400151 Total:		<b>572,347</b>	<b>487,872</b>	<b>633,501</b>	<b>633,860</b>	<b>639,666</b>	<b>1</b>
<b>10400152 CITY MGR OPERATING EXP</b>							
411300	TO EMPL BENEFITS-UNEMPLOYMENT	312	384	120	120	156	30
420100	ADVERTISING	3,705	15,515	5,180	15,000	5,180	(65)
	Decatur Magazine quarterly					5,180	
420200	PRINTING AND BINDING	0	131	300	900	300	(67)
423300	TELEPHONE	1,794	1,063	1,200	953	1,200	26
423860	LOBBYING SERVICES	30,000	20,000	30,000	0	0	
424000	TRAINING SCHOOL EXPENSES	0	650	0	0	0	
424100	CONFERENCES & TRAVEL	2,259	2,762	7,500	1,000	9,000	>100*
	IML Annual Conference,					1,500	
	City Manager's Conference					3,500	
	Contingency					4,000	
424500	POSTAGE & MAIL SERVICES	45	61	60	450	450	
426000	RECRUITING AND TESTING	11,757	26,880	0	200	0	(100*)
427100	TEMPORARY AGENCY FEES	0	0	0	1,053	0	(100*)
428000	PROFESSIONAL SERVICES	7,705	1,699	1,800	2,160	2,250	4
	Contingency					2,250	
428400	MEMBERSHIP FEES	2,693	11,818	8,000	8,000	9,655	21
	Decatur Club monthly dues					1,200	
	Decatur Club monthly assessment					360	
	Chamber of Commerce annual					2,500	
	Chamber of Commerce additional sponsorship					1,095	
	Illinois City/County Association					800	
	ICMA International City/County Management Assoc					2,200	
	Contingency					1,500	
428500	BUSINESS EXPENSE & SUPPLIES	1,993	599	1,200	1,200	1,200	
428800	RENTAL - COPY MACHINE	3,282	3,294	3,400	2,601	3,400	31
430200	PUBLICATIONS	2,689	3,613	900	3,780	900	(76)
434500	OFFICE SUPPLIES	1,329	7,411	1,500	1,200	1,500	25
435700	EMPLOYEE RECOG SUPPLIES	233	795	600	68	300	>100*
442300	RISK MANAGEMENT INSURANCE	1,680	1,380	1,200	1,200	1,068	(11)

# CITY OF DECATUR 2021 BUDGET DETAIL

10	GENERAL FUND		2018 Actual	2019 Actual	2020 Budget	2020 Projected	2021 Budget	% vs 2020P
<hr/>								
015	EXECUTIVE							
<hr/>								
	10400152 CITY MGR OPERATING EXP							
	449900 SMALL CAPITAL ITEMS		977	0	1,200	0	1,200	100*
	Contingency						1,200	
	10400152 Total:		<u>72,453</u>	<u>98,055</u>	<u>64,160</u>	<u>39,885</u>	<u>37,759</u>	<u>(5)</u>
	EXECUTIVE	TOTAL:	<u>644,800</u>	<u>585,927</u>	<u>697,661</u>	<u>673,745</u>	<u>677,425</u>	<u>1</u>



## HUMAN RESOURCES DEPARTMENT

### **Program Description:**

The Human Resources Department provides leadership, direction, and support to all City departments and over 495 employees. The department is responsible for coordinating staffing needs, researching and administering a market driven compensation program, ensuring the completion of the performance evaluation process, administering the Employee Assistance Program (EAP), and ensuring compliance with all state and federal laws related to employment.

The Human Resources Department is also responsible for coordination of all activities related to both the Civil Service and Human Relations Commissions, providing for consistent and uniform administration of collective bargaining agreements, and assuring a drug free workplace. The work of the Human Resources Department is in 5 groups:

- Recruitment
- Compensation Administration
- Performance Appraisal
- Benefits Administration
- Law & HR Policy Compliance

### **Staffing:**

The Human Resources Department staffing includes (1) one Director, (1) Personnel Specialist (Employment) and (2) Administrative staff.

### **Budget Highlights:**

In 2018 the position of Human Resources Manager was eliminated. This decreased training and organizational development. Therefore, the FY 2020 budget included costs related to training and development under the cost center titled professional development. However, due to the COVID-19 pandemic there was less training completed due to travel restrictions, resulting in under expenditures.

### **Performance Outcomes:**

Performance Outcomes are designed to reflect both the input of resources and the output of services for the Human Resources function. The goal is to identify and score relative performance based on goal attainment for specified outcomes. Listed below are several specific outcomes that will be measured during this specific budget cycle.

1. Calculate the average cost, per position, to transition from new employee to successful completion of the probationary period (on-boarding (***Pre-employment physical, background check, drug screen***), training, and coaching). Including cost related to individuals who fail to complete the probationary period.

2. Whether a succession plan for every Department Head is in place by December 31, 2021. Track the percentage of employees receiving complete annual performance reviews and work plans (goals).
3. In conjunction with the Decatur Police Department, increase the number Minority and Female police officers and support staff.

# CITY OF DECATUR 2021 BUDGET DETAIL

10	GENERAL FUND	2018 Actual	2019 Actual	2020 Budget	2020 Projected	2021 Budget	% vs 2020P
<b>016 HUMAN RESOURCES</b>							
<b>10410161 H/R PERSONNEL SERVICES</b>							
409000	SALARIES	305,620	277,686	281,927	281,745	287,590	2
410100	OVERTIME	397	928	1,000	850	1,000	18
410200	TEMPORARY SALARIES	11,682	1,070	0	0	0	
410500	PENSION CONTRIBUTION	36,016	26,942	31,048	29,750	34,584	16
410700	FICA/MEDICARE	23,856	20,775	21,651	20,770	22,084	6
411100	LIFE INSURANCE	900	815	912	840	930	11
411200	MEDICAL INSURANCE	64,350	72,200	71,000	70,200	62,400	(11)
411500	SERVICE RECOGNITION	325	645	95	80	115	44
10410161 Total:		<b>443,146</b>	<b>401,061</b>	<b>407,633</b>	<b>404,235</b>	<b>408,703</b>	<b>1</b>
<b>10410162 H/R OPERATING EXPENSES</b>							
411300	TO EMPL BENEFITS-UNEMPLOYMENT	180	384	156	156	156	
420100	ADVERTISING	123	5,554	12,000	6,000	15,000	>100*
	Employment advertisements for recruitment. Includes but is not limited to newspaper, ads advertisement in professional publications and public notices notices					15,000	
423300	TELEPHONE	1,466	1,194	1,200	1,200	1,200	
424100	CONFERENCES & TRAVEL	438	4,364	4,000	807	1,500	86
	Allows for an expansion of knowledge in the field of Human Resources and training activities. Provides professionals an opportunity to network with other like minded individuals in the public sector industry to create efficiencies and address challenges					1,500	
424500	POSTAGE	2,180	1,280	1,000	1,000	1,000	
424700	COMPUTER SOFTWARE	19,806	13,206	0	0	0	
426000	RECRUITING AND TESTING	17,705	14,142	30,000	6,000	30,000	>100*
	Expenses related to the recruitment of qualified candidates.					30,000	
426500	MEDICAL SERVICES	20,157	31,631	30,000	25,391	30,000	18
	Expenses related to pre-employment drug screens physicals, and psychological exams, random drug screens & BAT related to DOT, Fitness for Duty, etc.					30,000	
427100	TEMP AGENCY SERVICES	364	3,376	3,000	0	3,000	100*
	Additional coverage to catch-up on work load due to unfunded position.					3,000	
427200	TUITION REIMBURSEMENT	14,944	9,810	16,000	3,000	16,000	>100*
	To provide the workforce educational opportunities to enhance their skills for future growth within the organization.					16,000	
427300	TRAVEL INTERVIEW EXP	1,330	1,644	1,000	1,000	2,500	>100*
428000	PROFESSIONAL SERVICES	17,576	16,884	28,800	28,800	28,800	
	Expenses related to the Human Relations function covered under Chapter 28 of the City Code. Independent Contractor expenses					28,800	
428010	TRAINING SERVICES	0	0	24,900	3,000	24,900	>100*
428400	MEMBERSHIP FEES	1,145	1,283	1,500	1,500	1,500	
	Professional Membership Fees					1,500	
428800	RENTAL - COPY MACHINE	2,242	1,965	2,300	2,300	2,500	9
430200	PUBLICATIONS	0	0	100	100	0	(100*)

# CITY OF DECATUR 2021 BUDGET DETAIL

10	GENERAL FUND	2018 Actual	2019 Actual	2020 Budget	2020 Projected	2021 Budget	% vs 2020P
<hr/>							
016	HUMAN RESOURCES						
10410162	H/R OPERATING EXPENSES						
434500	OFFICE SUPPLIES	1,722	3,793	0	0	1,500	100*
435700	EMPLOYEE RECOGNITION SUP	964	577	2,000	2,000	2,000	
442300	RISK MANAGEMENT INSURANCE	1,680	1,968	1,488	1,488	1,320	(11)
448500	HUMAN RELATIONS COMMIS	2,066	1,364	1,500	1,500	1,500	
449900	SMALL CAPITAL ITEMS	9,324	0	0	0	0	
	10410162 Total:	115,412	114,419	160,944	85,242	164,376	93
	HUMAN RESOURCES TOTAL:	558,558	515,480	568,577	489,477	573,079	17

# INFORMATION TECHNOLOGY DEPARTMENT

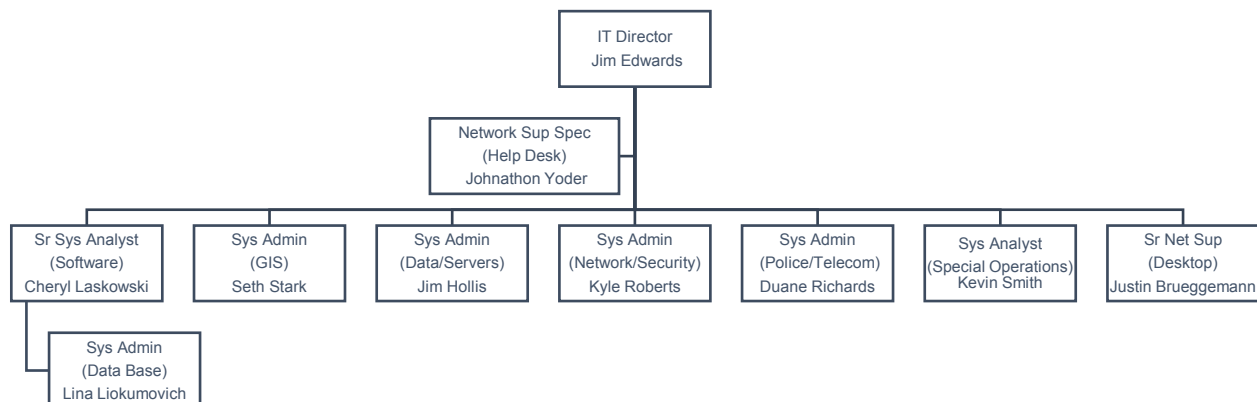
## **Program Description-2021**

The Information Technology (IT) Department of the City of Decatur is committed to providing a safe computing environment including strategic planning, data protection and support for telecommunications, computer infrastructure, software, application development, City website development, computer desktop environments, city-wide fiber network management, and Geographic Information System (GIS) system management for the City of Decatur. The IT staff researches and implements cost effective solutions which enhance the City's ability to provide quality services to City staff and in turn to the citizens of Decatur.

IT operations are funded mostly by the General Fund. IT also has responsibility for Fund 40 and Enterprise Fund 77. Fund 40 is the Public Education & Government (PEG) fund where the City receives revenues for franchise rights granted allowing the installation and operation of a cable communication network and for expenditures defraying the operational cost of the public education and government television station. Enterprise Fund 77 is the City Fiber Optics Enterprise Fund which accounts for the construction, operation, and maintenance of the City owned fiber optics network. Revenues are generated in this fund through the sale of physical fibers within the city fiber network or the re-sale of internet access through its connection with the Illinois Century Network. From time to time, IT technology grants can be obtained to defray specific IT expenditures.

## **Staffing**

The staffing level for the IT department will remain the same for 2021. The IT department is staffed with 10 skilled IT resources- 1 administrative, 2 application support, 1 GIS application/technical support and 6 other technical resources:



## **Budget Highlights**

### **A) General Fund**

The proposed 2021 budget for IT consists of ongoing commitments for the support and operations of systems and solutions being used by City Staff. The following are areas of consideration outside of the usual:

1. A shift in priorities with IT work planned for 2020 and into 2021 was interrupted by the COVID-19 Pandemic. The workplan, projects, and goals were quickly halted and replaced with protocols to reduce COVID spread among staff, spending reductions, work from home technology efforts, and permanent work from home network security. With the loss of revenue due to the pandemic, IT slowed project work in 2020 and will again in 2021 to assist with reducing overall expenses and to help balance the City budget. The following capital initiatives were delayed until overall City Finances stabilize:
  - a) Continued investment in IT Infrastructure to avoid obsolescence. Only equipment obsolescence that jeopardizes our network and data security will get prioritized up in our work plans. Currently, there are no security concerns going into 2021.
  - b) Investment into Smart City initiatives like smart lighting, traffic control sensors, and train crossing blocked sensors using published geographical maps which show sensors location and status.
2. Outside of personnel, computer software maintenance remains the largest expense area in IT. In fiscal year 2020, the City extended the trial of an Artificial Intelligence (AI) software called ZenCity. The solution gathers citizen sentiment from various open sources on the internet to give city management an idea what citizens are saying about city initiatives. City management elected to continue this contract throughout 2020 and into 2021 because it was eligible for COVID funding. It will likely be discontinued when COVID funding ends. But the solution has been a great asset during the COVID-19 pandemic, helping us understand Citizen feedback to the City's COVID-19 response.

Because of the Pandemic and CURE federal funding, we have been able to purchase some software technologies which assist Staff in providing City Services remotely. City Staff is rotating in and out of their City offices in teams to reduce the chances of spreading COVID-19. Software applications were also purchased to assist with electronic Citizen engagement with City services to reduce the need for Citizens to do business with the City of Decatur in person and reduce the spread of COVID-19. These solutions will deeply benefit the City well beyond COVID-19 and accounts for the 9% increase in the Software Maintenance budget account over the 2020 budget due to adding ongoing software maintenance for these solutions that will come due in 2021. Subsidizing these costs with CURE/COVID monies in 2020 will reduce costs in 2021.

3. The Geographical Information System (GIS) continues to be a valuable resource to the City of Decatur. GIS provides map-based data collection and map display capabilities for city assets like Fiber Optics, Sewer and Water assets. IT has expanded GIS use City wide over the past several years through development of mobile data collection applications. Several government agencies in Macon County use ESRI software for their GIS needs. The IT Department continues to evaluate forming a City managed intergovernmental working group for the purpose of consolidating both people and server resources to provide better GIS services to our region. Combining all data sets into one database would not only save everyone money, it will also give participants expanded data and more meaningful geographical maps. Once data is combined, agencies in Macon County that currently don't have GIS capabilities could benefit from this intergovernmental working group as a resource. The COVID-19 pandemic has slowed progress on this initiative but will still carry on into 2021.
4. Delaying some projects in 2020 and 2021 to reduce IT General Fund expenditures and spending by 7% and 8% respectfully for a total budget reduction over the two-year period of \$315,236.

#### **B) Enterprise Fund 77 – City Fiber Fund**

The City Fiber Project will continue to play a vital role with attracting new businesses to the City of Decatur, as well as supporting those who are already here through utilization of City Fiber to help reach individual business goals. Many City buildings, and several government entities and not for profits are currently benefitting from reasonable shared costs for the utilization and maintenance of the City Fiber Network. In fiscal year 2021 the city will assist many more entities with the critical connections they need to function more efficiently including Decatur Public Schools, other new and existing businesses, and the revitalization of the John's Hill Neighborhood.

The City of Decatur will receive an \$800,000 grant from the State of Illinois for fiber Capital Technology grant in 2021. Receipt of this grant is being slowed due to the COVID-19 Pandemic; however, A Notice of Grant Award was issued by the State of Illinois on October 5, 2020. In 2021 the grant will be utilized to strategically expand our fiber network to support downtown and neighborhood revitalization identified in targeted areas within the City of Decatur Opportunity Zone and connect more City buildings and Fire Houses to the City Fiber Network. The first project to benefit from this funding will be the John's Hill neighborhood. Funding will also be used to expand the City Fiber Network east and west from downtown across Eldorado Street to encourage business growth along that corridor and assist with expansion of our video surveillance for police.

One of the key components of this grant is coordination and cooperation with the School District as they obtain their own State of Illinois Capital Grant to connect

their schools to each other through the City Fiber Network. Total funding awarded to the City of Decatur and the School District totals 1.4 million dollars.

### **Software Solutions Funded in Other Departments**

<b>Department</b>	<b>Software</b>	<b>Annual Costs</b>
Legal	West Group (Westlaw Computerized Legal Research)	\$9,685
Police	Elineup LLC (annual Maintenance)	\$600
	Genetec License Plate Recognition Software	\$3,000
	Central Square (OSSI Police Management Software) – some reimbursement from DFD, MSO and MTZ	\$92,000
	Evidence Vault Maintenance (interview room cameras) – currently paid through 2021.	\$2,200
	Lenel Software (building security and ID)	\$1,000
	Virtual Graffiti/Fortinet Mobile Data Security	\$3,300
	Digiticket	\$7,200
	Freedom Application	\$2,400
Fire	TargetSolutions	\$10,781
	ESO Solutions (FireHouse)	\$3,229
	Superion (OSSI Maintenance Fees) Fire Department Portion	\$2,932
Engineering	DLT Solutions (AutoCad software)	\$9,797
	Lucity, Inc (pavement management software)	\$1,923
	EPrimSoftware (minority business enterprise (MBE) tracking)	\$25,000
Library	Techsoup Global – Veritas Backup Exec 20	\$140
	Bibliotheca, LLC – Service Renewal – 5 licenses	\$1,245
	Bibliotheca, LLC – Self Checks	\$1,500
	Techsoup Global (127033) – Symantec Endpoint Protection	\$600
	Symantec Endpoint Protection (160 licenses)	\$1,080
	Bridgeall Libraries limited – annual subscription	\$12,500
	Stackmap, LLC – Collection mapping subscription	\$6,895
	Icewarp Email subscription	\$2,900
	Cassie Support	\$1,400
	Faronics Deep Freeze (2017-2020)	\$1,600
	Patron Point – Email Marketing Software	\$11,000
Fleet	Drollinger Tool – Annual scan tool update	\$750
	Helm, Inc – IDS Software subscription renewal	\$800
	Mitchell 1 – Mitchell 1 subscription	\$2,400
	Faster - Fleet maintenance software annual renewal	\$8,878
Sewer	Granite Net	\$1,050
	Sewer Acoustic Tool	\$800



<b>Department</b>	<b>Software</b>	<b>Annual Costs</b>
Traffic	Motorola Solutions (Radio's)	\$11,000
Transit	RTA Fleet Management Software	\$2,200
	AngelTrax Camera Software	\$11,560
Water	Automated Water Meter Maintenance & Itron Analytics	\$38,362
	Concentric Integration and support (SCADA)	\$28,042
	United Systems	\$1,568
Water Services	Alpha Software	\$4,718

### **Performance Outcomes- 2021**

- I. Total I.T. cost per City FTE
- II. % reduction in I.T. Help Desk tickets year over year
- III. % reduction of unplanned I.T. System's downtime year over year
- IV. % increase of hits on City Website year over year
- V. % of projects leveraging City Fiber in support of city and neighborhood revitalization year over year

The following spreadsheet reflects data gathered so far concerning IT Performance Outcomes. Data for 2020 is annualized to establish an estimate of IT Performance Outcomes for 2020. These amounts will be corrected when actual 2020 data is available.

## INFORMATION TECHNOLOGY

Last Revised 10/9/2020

	<b>FY2019</b>	<b>ESTIMATED FY2020</b>
<b>I. Total I.T. cost per City FTE</b> Data Source - Donna Cobillas	\$3,950.03	\$3,901.79
<b>II. % reduction in I.T. Help Desk tickets year over year *</b> Data Source - Spiceworks Ticket System	6.15%	-3.66%
<b>III. % reduction of unplanned I.T. System's downtime year over year **</b> Data Source - Manual Log	-16.67%	-88.00%
<b>IV. % increase of hits on City Website year over year ***</b> Data Source - WebMaster Google Analytics	8.64%	15.23%
<b>V. % of completed projects leveraging City Fiber in support of city and neighborhood revitalization year over year</b> Data Source - IT Project Log / completed Projects	10.34%	11.11%

\* Not a full year of data in 2018 - 2018 Data Estimated

\*\* Measured in Minutes

\*\*\* Measurement tool placed February 2018 - 2018 data  
Estimated

Bad Outcome

Good Outcome

# CITY OF DECATUR 2021 BUDGET DETAIL

10	GENERAL FUND	2018 Actual	2019 Actual	2020 Budget	2020 Projected	2021 Budget	% vs 2020P
<b>017 INFORMATION TECHNOLOGIES</b>							
<b>10410171 IT PERSONNEL SERVICES</b>							
409000	SALARIES	787,660	755,879	777,155	777,583	797,110	3
410100	OVERTIME	2,606	2,401	5,000	5,000	5,000	
410500	PENSION CONTRIBUTION	92,377	72,756	86,442	83,030	96,812	17
410700	FICA/MEDICARE	58,962	55,924	60,281	58,390	61,820	6
411100	LIFE INSURANCE	2,134	2,025	2,277	2,070	2,313	12
411200	MEDICAL INSURANCE	145,750	179,950	177,500	175,500	156,000	(11)
411500	SERVICE RECOGNITION	3,475	3,334	5,830	4,160	6,000	44
10410171 Total:		<b>1,092,964</b>	<b>1,072,269</b>	<b>1,114,485</b>	<b>1,105,733</b>	<b>1,125,055</b>	<b>2</b>
<b>10410172 IT OPERATING EXPENSES</b>							
411300	TO EMPL BENEFITS-UNEMPLOYMENT	624	828	348	348	384	10
421700	SERV TO MAINT COMM EQUIP	7,851	5,161	8,300	5,896	0	(100*)
422300	SERVICE MIS EQUIP	27,993	33,159	55,691	52,103	96,494	85
	Uninterrupted power Source (UPS) battery replcmnts					640	
	Batteries to replace Expired UPS Batteries						
	Annual server room Halon system inspection					1,000	
	Bi-Annual Fire Alarm System Inspection						
	Hardware maintenance for Lenel door Access					1,200	
	City Door/Gate Access System Access						
	CISCO Smartnet Hardware Contract					29,271	
	Hardware Maint for City data network/servers						
	Bodinnr Camera Maintenance Contract					2,784	
	Civic Center portion of City camera system maint						
	CISCO Phone System Hardware Replacement					38,170	
	Phone System Hardware Contract End of Life in 2021						
	NetApp Data Storage Maintenance Contract					23,429	
	Hardware Maintennace for Enterprise Data Storage						
423300	TELEPHONE/INTERNET	13,493	13,020	10,979	10,979	9,300	(15)
424000	TRAINING & TRAVEL	1,931	1,987	11,699	599	9,099	>100*
	CPT nuggets IT learning library					599	
	IT workforce education library						
	Illinois GIS regional education events					500	
	Local training opportunities for City GIS						
	Local seminar & training events for IT					5,000	
	To remain current with tech advancements						
	Online training for SQL server					1,000	
	Education for the next release of SQL server						
	Training on troubleshooting Windows 10					2,000	
	Helpdesk staff training for Microsoft Windows 10						
424100	CONFERENCES & TRAVEL	4,679	5,283	16,900	510	14,500	>100*
	Central Square Police Systems user conference					2,500	
	Education & collaboration on police IT systems						
	Faster Systems user conference					2,500	
	Garage vehicle repair mngmnt system-MS						
	Tyler Technology national user group meeting					3,500	
	Education & collaboration on Tyler Solutions						
	Illinois Tyler Munis user group meeting					500	
	Education & collaboration with other Munis users						
	ILGISA - Illinios ESRI group meeting					1,500	
	Education & collaboration of Illinois GIS users						
	ESRI GIS national users group meeting					4,000	
	Education and collaboration at ESRI headquarters						
424500	POSTAGE	90	4	100	1	100	>100*

# CITY OF DECATUR 2021 BUDGET DETAIL

10	GENERAL FUND	2018 Actual	2019 Actual	2020 Budget	2020 Projected	2021 Budget	% vs 2020P
<b>017 INFORMATION TECHNOLOGIES</b>							
<b>10410172 IT OPERATING EXPENSES</b>							
424700	COMPUTER SOFTWARE	323,798	345,293	407,515	390,515	418,038	7
	Social Media Archive Solution					4,884	
	Social Media Archiving					14,009	
	NEOGOV Cloud based subscription renewal					2,822	
	Applicant tracking & onboarding software					9,153	
	GFI mail archiver annual maintenance					5,781	
	Email archiver used to fulfill FOIA requests					400	
	CISCO DUO Endpoint Authentication					918	
	Multifactor Authentication - CJIS Requirement					11,269	
	Microsoft SCCM (two vendors)					45,000	
	End Point Software and virus protection					300	
	VanDyke Vshell maintenance					15,000	
	Scripting software used by IT environment mngmnt					40,668	
	ESET Server Antivirus Protection					250	
	Virus prtction for Ctiy Data Servers					5,585	
	Target Employee Education & Management					29,593	
	Comuter based employee education system					850	
	Microsoft Office 365 annual licensing					1,494	
	Annual licensing for Microsoft Office products					688	
	Iron Mountain Intellectual property management					1,122	
	Tyler Munis sourcecode banking					11,085	
	TKB - Laserfiche document management system					178,427	
	Annual software maintenance renewal					2,813	
	Tyler Technologies Incode					5,000	
	Annual court management software license renewal					11,972	
	Solarwinds Kiwi Cattools					8,520	
	Log management software used by IT					5,049	
	Singlewire Software					4,198	
	Phone system inforacast (paging) software renewal					1,188	
	Presidio Technology Services- VMware maintenance						
	Annual software maintenance renewal for EMWare						
	Solarwinds Dameware						
	Software renewal for IT helpdesk management system						
	Solarwinds NPM						
	Software renewal for IT network performance monitor						
	Alpha Anywhere						
	IT license for pavement management system- Works						
	Sybase Powerbuilder						
	Annual maintenance & updates for DB2 management						
	IBM DB2 database maintenance						
	Annual maintenance & updates for DB2 database						
	Tyler Technologies- Munis						
	Annual Munis license & maintenance renewal						
	Baraccuda energize updates						
	Enterprise email spam filer						
	Baraccuda web content filter						
	Enterprise web content filter usage tracking						
	Presidio technology services- VEEAM						
	Annual renewal for enterprise data backup software						
	Center for internet security						
	Cloud based cyber security protection & alerting						
	MUNIS Citizen Self Service Module						
	Citizen access Portal to City of Decatur Data						
	City Video Conferencing Soluiton						
	Televideo Conferencing Due to COVID-19						
	Hello Bar Website Scrolling Message						
	Eye catching scrolling website messages						

# CITY OF DECATUR 2021 BUDGET DETAIL

10	GENERAL FUND	2018 Actual	2019 Actual	2020 Budget	2020 Projected	2021 Budget	% vs 2020P
<hr/>							
017	INFORMATION TECHNOLOGIES						
<hr/>							
10410172	IT OPERATING EXPENSES						
428000	PROFESSIONAL SERVICES	16,094	13,584	19,600	19,403	19,800	2
	CISCO Phone System Hardware Replacement					14,400	
	CISCO Phone System Infrastructure Upgrade					3,600	
	Cloudpoint geographical AD-HOC GIS support					1,800	
	Ability to get GIS expert assistance as required					0	
	Website Ad-Hoc Support					0	
	City Website Programming Assistance						
428400	MEMBERSHIP FEES	540	750	1,040	475	1,040	>100*
	GMIS annual membership dues					475	
	Government Management Information Systems					65	
	ILGISA annual membership dues					250	
	Illinois Graphical Info Systems Association (GIS)					250	
	VMUG annual membership dues						
	VMWARE (Virtual Desktop and Server) IT user group						
	Central Square membership dues					250	
	Central Square user group for police IT solutions						
434500	OFFICE SUPPLIES	193	114	289	944	300	(68)
435700	EMPLOYEE RECOG SUPPLIES	0	0	200	0	200	100*
442300	RISK MANAGEMENT INSURANCE	5,040	5,532	4,704	4,704	4,632	(2)
449900	SMALL CAPITAL ITEMS	68,102	68,467	66,960	51,818	63,695	23
	Replace scanner & computer in Works map room					3,500	
	Current equipment is no longer serviceable					2,500	
	Update hard drives for security storage server					4,200	
	Spares can not be purchased for current drives					15,000	
	ONSSI security camera replacement parts					11,100	
	For camera & server components at end of life					5,875	
	Replace 10 laptops at end of life						
	Serviceable parts are no longer available						
	Replace 15 desktop computers						
	Serviceable parts are no longer available						
	Replace up to 20 monitors						
	Replace as failures happen- based on prior year					11,520	
	Various Toghbook repair parts					0	
	Repair parts as required					10,000	
	Repair parts for desktop computers						
	Memory, power supplies, CDRoms, graphis cards, etc.						
449950	LARGE CAPITAL ITEMS	20,201	77,555	150,000	95,487	0	(100*)
455100	LEASE PAYMENT	173,725	173,725	78,403	78,403	78,403	
	2016 VOIP telephone system capital lease					78,403	
	Payment 5 of 5						
474002	GEOGRAPHIC INFORMATION SYSTEM	36,610	43,733	46,113	44,333	20,404	(54)
10410172 Total:		700,964	788,195	878,841	756,517	736,389	(3)
<hr/>							
INFORMATION TECHNOLOGIES TOTAL:		1,793,928	1,860,464	1,993,326	1,862,250	1,861,444	0

# CITY OF DECATUR 2021 BUDGET DETAIL

10	GENERAL FUND		2018 Actual	2019 Actual	2020 Budget	2020 Projected	2021 Budget	% vs 2020P	
018	CITY CLERK								
10410182	CITY CLERK OPERATING EXPENSES								
423300	TELEPHONE		393	296	480	130	480	>100*	
424100	CONFERENCES & TRAVEL		2,469	2,850	4,000	500	4,000	>100*	
	Illinois Municipal Clerk's Conference						1,600		
	Illinois Municipal League Conference						1,200		
	Municipal Clerk seminars						200		
	Training to be defined						1,000		
424500	POSTAGE		663	1,656	1,200	1,200	1,200		
427100	TEMPORARY AGENCY FEES		0	0	0	1,750	0	(100*)	
428000	PROFESSIONAL SERVICES		0	448	1,200	0	1,200	100*	
	Confidential on-site paper shredding						1,200		
428400	MEMBERSHIP FEES		285	420	150	150	150		
	Central Illinois Municipal Clerks						25		
	Municipal Clerks of Illinois						125		
428800	RENTAL-COPY MACHINE		2,043	2,747	3,000	2,500	3,000	20	
430200	PUBLICATIONS		11	0	0	0	0		
431500	LICENSING SUPPLIES		0	127	200	200	200		
434500	OFFICE SUPPLIES		467	508	900	787	900	14	
449900	SMALL CAPITAL ITEMS		1,260	0	0	0	0		
455100	LEASE PAYMENT		19,164	19,542	0	0	0		
10410182 Total:			26,755	28,594	11,130	7,217	11,130	54	
CITY CLERK			TOTAL:	26,755	28,594	11,130	7,217	11,130	54

## **LEGAL DEPARTMENT**

### **Program Description**

The activities of the City of Decatur Legal Department are focused on prosecuting and defending the City in all claims or actions of any nature by or against the City, representing and advising the City Council, Boards and Commissions of the City, the City Manager, City officers and employees on matters pertaining to City affairs, preparing and/or approving all contracts, leases, real estate documents on behalf of the City, and other legal matters as arise. The Legal Department is a General Fund supported municipal service.

### **Staffing**

The Legal Department employs seven full time staff consisting of three licensed attorneys, one legal assistant and three legal secretaries.

### **Budget Highlights**

The proposed staffing, training, and resource levels of the Legal Department in FY 2021 are nearly identical to those of the previous fiscal years. There are no significant highlights, additions, or deletions proposed for this fiscal year.

### **Performance Outcomes**

The use of quantifiable performance outcomes is being added to the budget because approval of the annual budget is an important mechanism for effecting change in service outcomes. Performance outcomes for the Legal Department include:

1. The percentage of administrative cases decided in favor of the City in Administrative Court.
2. The cost per case of those filed in the Administrative Court system.
3. The rate of final case disposition for revitalization litigations initiated by the City.

# CITY OF DECATUR 2021 BUDGET DETAIL

10	GENERAL FUND	2018 Actual	2019 Actual	2020 Budget	2020 Projected	2021 Budget	% vs 2020P
<hr/>							
020	LEGAL						
<hr/>							
10420201	LEGAL PERSONNEL SVCS						
409000	SALARIES	581,671	562,138	577,288	574,523	587,937	2
410500	PENSION CONTRIBUTION	68,873	55,193	63,586	62,980	70,736	12
410700	FICA/MEDICARE	42,539	40,761	44,342	44,100	45,170	2
411100	LIFE INSURANCE	1,723	1,608	1,848	1,700	1,878	10
411200	MEDICAL INSURANCE	79,750	83,043	88,750	87,080	78,000	(10)
411500	SERVICE RECOGNITION	1,845	2,225	2,350	2,420	2,515	4
10420201 Total:		776,401	744,968	778,164	772,803	786,236	2
<hr/>							
10420202	LEGAL OPERATING EXPENSE						
411300	TO EMPL BENEFITS-UNEMPLOYMENT	432	600	264	264	264	
423300	TELEPHONE	2,541	2,460	2,500	2,100	2,500	19
424100	CONFERENCES & TRAVEL	8,862	8,138	12,000	4,000	12,000	>100*
	To complete CLE requirement for cont'd licensure					12,000	
424500	POSTAGE	8,421	9,069	7,500	6,600	7,500	14
424600	HEARING OFFICER	22,500	16,688	25,000	14,000	25,000	79
424700	COMPUTER SOFTWARE	12,660	12,659	19,400	15,483	19,400	25
	Westlaw computerized legal research					19,400	
425300	RECORDING FEES	285	596	800	300	800	>100*
426300	LITIGATION SERVICES	11,720	11,963	10,000	11,000	10,000	(9)
428000	PROFESSIONAL SERVICES	1,426	18,977	50,000	50,000	50,000	
	Outside legal services-conflicts					50,000	
428000	HR PERSONNEL MATTERS	3,660	136	0	0	0	
428000	LR LABOR RELATIONS	75,395	56,569	0	0	0	
428000 Total:		80,480	75,682	50,000	50,000	50,000	
428400	MEMBERSHIP FEES	4,291	4,135	5,500	5,500	5,500	
	City, Municipal, State Bar Assoc.; IARDC REGIS.					5,500	
428800	RENTAL - COPY MACHINE	1,052	1,032	1,700	800	1,700	>100*
430200	PUBLICATIONS	7,363	8,404	7,500	7,500	7,500	
431710	ADMINISTRATIVE COURT EXPENSES	1,895	2,027	2,200	2,000	2,200	10
434500	OFFICE SUPPLIES	2,735	2,873	3,000	2,800	3,000	7
442300	RISK MANAGEMENT INSURANCE	2,580	2,580	1,944	1,944	1,716	(12)
442500	SURETY BONDS	0	68	100	0	100	100*
449900	SMALL CAPITAL ITEMS	0	0	500	0	500	100*
	Emergency office expenses					500	
10420202 Total:		167,818	158,974	149,908	124,291	149,680	20
<hr/>							
LEGAL TOTAL:		944,219	903,942	928,072	897,094	935,916	4



## **FINANCE DEPARTMENT**

### **Program Description**

Activities include Finance, Risk Management, Licensing, Purchasing and Utility Customer Service.

City fiscal affairs are the responsibility of the City Treasurer and Director of Finance, reporting to and under the direction of the City Manager.

The City Treasurer and Director of Finance is responsible for the annual independent audit, accounting and controlling of all financial activities, treasury activity receipt and disbursement management, debt management, investment of funds management, payroll administration including employee payroll and police and firefighter pension benefit payments, local tax administration including food & beverage, hotel use, and local motor fuel.

The City Treasurer & Director of Finance, functions as the Risk Manager for the city, a position that was eliminated circa 2016 to save operating expense, with the risk manager job duties absorbed by the City Treasurer and the Risk Management Administrator. Risk Management responsibilities include administration, management and oversight of business insurance matters (property & casualty, liability, workers compensation, safety programs and loss prevention), and administration, management and oversight of employee benefit insurance matters and programs (health, dental, vision, life insurance, wellness program, healthcare clinic, and other employee benefit offerings).

The Licensing function is responsible to administer the business, and activity licensing program as defined by City Code including the processing of new and renewal applications, ensuring the applicant meets all requirements necessary to secure a license or permit, and issuance of the license or permit (boat, piers, downtown parking, video gaming, place of amusement, street construction, hotel motel, garbage hauling, and more). It is responsible for administration of the Macon County and City pet registration activities (registration, delinquency notice, citations) under the contractual arrangement between the City of Decatur and Macon County Animal Control and is responsible for administration of all parking ticket matters post issuance of the ticket itself and any appeal adjudication. It is also responsible for account receivable collection activities for fees, fines, and charges for services due to the City.

The Purchasing function is responsible to secure the acquisition of all goods and services required by the various departments of the city to enable delivery and completion of services to city stakeholders.

Utility Customer Service Division is responsible for administration and management of water utility, sanitary sewer utility, and storm water utility and recycling program customer service matters and activities, including billing, collection, commencement, and termination of water service.

### **Staffing**

The Finance Department is staffed with twenty-two (22) full time positions, including eight (8) management and fourteen (14) AFSCME union positions.

City Treasurer & Director of Finance

City Comptroller – plus seven (7) financial support positions, including revenue receipt, accounts payable, licensing, cashiering, accounting, tax return processing, etc.

Budget & Revenue Officer

Payroll Administrator

Risk Management Administrator

Purchasing Manager – plus one (1) buyer

Utility Customer Service Manager – plus six (6) customer service representatives

Administrative Assistant (payroll assistant, risk management assistant, tax processing, etc.)

### **Budget Highlights**

#### Key Initiatives

- Secure all required internal and external financial reporting for the organization
- Secure all debt payments and debt covenants of the organization
- Secure an unqualified opinion on the city annual financial audit
- Deployment of electronic friendly customer service filing and payment of locally imposed taxes, i.e., food & beverage, hotel use and local motor fuel
- Continuation of food & beverage tax reviews
- Deployment of Onsite Health Clinic
- Deployment of city safety program improvements
- Work with local landlords to streamline water deposit handling
- Institute fee charge to customers making bill payment by credit card
- Encourage customers greater use of electronic and online payment methods, with technology assistance from IT

### **Budget Results in 2020**

- Successfully secured all internal and external financial reporting requirements in accordance with deadlines
- Successfully transacted all debt payments in accordance with due dates and maintained debt covenants as required
- Secured an unqualified opinion on the city annual financial audit
- Initiative deferred to 2021 due to failure of organization to secure acquisition of MUNIS software module and interference caused by the pandemic
- Food & beverage tax reviews continue, albeit at a less than normal pace interference caused by the pandemic
- Initiative deferred to 2021 due to interference caused by the pandemic and other staffing issues

- Phase I of initiative implemented in 2020 (limit on maximum \$ level of payment by credit card). Phase II effort (convenience fee) commenced in late 2020 with deployment deferred to 2021 due to workload issues at 3<sup>rd</sup> party vendor (FirsTech)
- Marketing campaign deferred to 2021 due to interference caused by the pandemic

### **Performance Outcomes**

#### **Key Performance Metrics**

- Build general fund cash reserve
- Secure an unqualified audit opinion
- Limit number of annual audit adjusting journal entries
- Quick turn-around from application to license approval
- Timely purchasing order processing
- Timely and accurate payroll processing
- Reduce healthcare expense as a percentage of payroll
- Reduce workplace injury and lost time accidents
- Reduce property and liability claims
- Quality utility customer service
- Reduce customer service average telephone wait time and abandoned calls

# CITY OF DECATUR 2021 BUDGET DETAIL

10	GENERAL FUND	2018 Actual	2019 Actual	2020 Budget	2020 Projected	2021 Budget	% vs 2020P
<hr/>							
035	FINANCE						
<hr/>							
10430351	FINANCE PERSONNEL SVCS						
409000	SALARIES	725,646	789,238	835,060	783,180	845,310	8
410100	OVERTIME	19,128	18,582	20,000	10,218	20,000	96
410500	PENSION CONTRIBUTION	83,935	74,862	94,553	83,630	104,492	25
410700	FICA/MEDICARE	54,659	59,040	65,937	59,624	66,725	12
411100	LIFE INSURANCE	1,681	1,778	2,016	1,510	2,037	35
411200	MEDICAL INSURANCE	148,329	207,774	230,750	191,016	202,800	6
411500	SERVICE RECOGNITION	2,177	2,461	6,860	2,510	6,910	>100*
10430351 Total:		1,035,555	1,153,735	1,255,176	1,131,688	1,248,274	10
<hr/>							
10430352	FINANCE OPERATING EXP						
411300	TO EMPL BENEFITS-UNEMPLOYMENT	924	1,056	492	492	492	
420100	ADVERTISING	945	706	900	900	900	
	Annual Treasurer's Report					625	
	Tax Levy					80	
	Budget					80	
	Contingency					115	
420200	PRINTING AND BINDING	2,595	1,734	1,800	926	1,500	62
	Annual CAFR Report					1,000	
	Contingency					500	
423300	TELEPHONE	3,412	2,908	3,900	2,150	2,280	6
423800	AUDITING SERVICES	74,504	89,113	90,000	90,000	104,000	16
	Audit fee PY audit					62,400	
	Audit fee 3rd program					5,000	
	Advisory Services					12,000	
	Audit fee CY Audit					11,000	
	Audit fee 4th program					5,000	
	Technology fee					5,770	
	Contingency					2,830	
423850	ACTUARIAL SERVICES	18,700	28,750	33,000	53,083	24,000	(55)
	Year end GASB 75 valuation (full)					3,000	
	Year end police & fire pension valuations					18,000	
	Advisory services					3,000	
423900	BANKING SERVICES	8,258	8,852	9,000	9,117	9,120	0
	Weekly cash pickup from City cash box					9,120	
423901	BANKING SERVICE CHARGES	2,314	28,885	33,000	27,294	30,000	10
423902	CREDIT CARD FEES	14,915	14,584	3,900	12,171	3,000	(75)
	Contingency					3,000	
423903	MISCELLANEOUS EXPENSE	3,142	3,308	2,700	1,664	1,800	8
424000	TRAINING SCHOOL EXPENSES	865	405	1,200	619	4,500	>100*
	GAAP Update 3EE's					1,000	
	Payroll					1,000	
	Contingency					2,500	

# CITY OF DECATUR 2021 BUDGET DETAIL

10	GENERAL FUND	2018 Actual	2019 Actual	2020 Budget	2020 Projected	2021 Budget	% vs 2020P
<hr/>							
035	FINANCE						
<hr/>							
10430352	FINANCE OPERATING EXP						
<hr/>							
424100	CONFERENCES & TRAVEL	4,621	662	12,000	405	12,000	>100*
	Contingency					750	
	IGFOA 3 EE's					2,250	
	GFOA 3 EE's					5,400	
	IML for Treasurer					1,000	
	Tyler Technologies 3 EE's					2,000	
	CLA Seminars GASB matters 3 EE's					600	
424500	POSTAGE & MAIL SERVICES	17,263	19,639	22,800	20,086	21,000	5
424700	COMPUTER SOFTWARE	450	379	600	600	600	
	Contingency					600	
425500	APPLICATION FEES	405	610	620	610	625	2
	GFOA Award fee					625	
427100	TEMPORARY AGENCY FEES	1,395	12,753	8,400	3,243	0	(100*)
428000	PROFESSIONAL SERVICES	20,692	13,965	30,000	27,124	50,000	84
	Food & Beverage audits					24,000	
	Annual EMMA filing fees					1,000	
	Energy Advisor					4,000	
	Audit prep support					20,000	
	Contingency					1,000	
428400	MEMBERSHIP FEES	1,820	1,504	1,920	1,500	1,800	20
	Notary Fees 6 EE's					360	
	GFOA/Government Finance Officer's Assn, 3 EE's					600	
	IGFOA 3 EE's					600	
	Contingency					90	
	Illinois Municipal Treasurer's Assn					150	
428800	RENTAL - COPY MACHINE	4,706	4,312	4,400	4,014	4,400	10
430200	PUBLICATIONS	890	1,550	1,200	1,435	1,500	5
	Herald & Review					200	
	Decatur Magazine					35	
	Decatur Tribune					40	
	GASB Notifications					600	
	Keplinger Letter					250	
	Contingency					375	
431500	LICENSING SUPPLIES	7,057	2,693	6,000	5,391	9,000	67
431800	PAYROLL SUPPLIES	839	1,508	1,800	1,800	1,800	
434500	OFFICE SUPPLIES	18,307	16,344	12,000	10,274	12,000	17
435700	EMPLOYEE RECOG SUPPLIES	0	45	1,000	1,000	1,000	
442300	RISK MANAGEMENT INSURANCE	4,980	4,680	3,948	3,948	3,444	(13)
449900	SMALL CAPITAL ITEMS	10,043	3,743	6,000	4,000	6,000	50
	Cashier equipment					1,000	
	Contingency					1,000	
	Lap top computers, 2 EE's					4,000	
10430352 Total:		224,042	264,688	292,580	283,846	306,761	8
<hr/>							
FINANCE TOTAL:		1,259,597	1,418,423	1,547,756	1,415,534	1,555,035	10

# CITY OF DECATUR 2021 BUDGET DETAIL

10	GENERAL FUND		2018 Actual	2019 Actual	2020 Budget	2020 Projected	2021 Budget	% vs 2020P
037 PURCHASING								
10430371 PURCHASING PERSONNEL								
409000	SALARIES		152,383	156,046	199,197	169,714	162,529	(4)
410500	PENSION CONTRIBUTION		18,619	15,827	22,746	19,103	19,806	4
410700	FICA/MEDICARE		11,891	12,177	15,449	13,356	12,648	(5)
411100	LIFE INSURANCE		334	342	393	350	399	14
411200	MEDICAL INSURANCE		28,600	36,100	35,500	35,100	31,200	(11)
411500	SERVICE RECOGNITION		2,650	2,700	2,750	2,750	2,800	2
10430371 Total:			214,477	223,192	276,035	240,373	229,382	(5)
10430372 PURCHASING OP EXPENSES								
420100	ADVERTISING		0	978	300	575	600	4
	Bid notices for tree removal, trucks and chemicals						600	
420200	PRINTING AND BINDING		140	150	150	0	150	100*
423300	TELEPHONE		786	592	856	259	276	7
424000	TRAINING SCHOOL EXPENSES		0	0	0	0	2,500	100*
	Purchasing training for new EE						2,500	
424100	CONFERENCES & TRAVEL		0	0	0	0	600	100*
	Purchasing meetings, 2 EE's						600	
424500	POSTAGE		597	256	151	225	120	(47)
428400	MEMBERSHIP FEES		363	363	360	360	360	
	NIGP - Nat'l Institute of Governmental Purchasing						360	
428800	RENTAL - COPY MACHINE		1,468	1,397	2,127	1,556	1,800	16
434500	OFFICE SUPPLIES		400	123	135	434	900	>100*
449900	SMALL CAPITAL ITEMS		0	65	0	800	1,000	25
	Office equipment contingency						1,000	
10430372 Total:			3,754	3,924	4,079	4,209	8,306	97
PURCHASING TOTAL:			218,231	227,116	280,114	244,582	237,688	(3)

# CITY OF DECATUR 2021 BUDGET DETAIL

10	GENERAL FUND		2018 Actual	2019 Actual	2020 Budget	2020 Projected	2021 Budget	% vs 2020P
038	CIVIC CENTER							
10430382	CIVIC CENTER OP EXPENSES							
408899	MISC EXPENSE		441	27	400	111	300	>100*
421000	SERVICE TO MAINT BUILDINGS		24,011	21,880	30,000	27,000	30,000	11
	Maintenance						21,600	
	City offices garbage service						4,500	
	Pest extermination service						840	
	Contingency						3,060	
423100	ELECTRICITY		75,051	36,798	24,000	36,061	36,000	0
	Increase affected by timeliness of Ameren billing						36,000	
423200	NATURAL GAS		10,441	8,297	12,000	9,500	9,000	(5)
424650	SECURITY		60,565	60,489	72,000	60,843	72,000	18
	Off-Duty Police Officer security						72,000	
428060	JANITORIAL SERVICES		48,996	48,470	55,200	56,424	56,400	0
	Civic Center common						26,400	
	Civic Center office complex						25,800	
	contingency						4,200	
429900	CONTRACTUAL SERVICES		242	242	250	242	250	3
	Finance office security						250	
431200	JANITORIAL SUPPLIES		7,146	5,170	4,800	9,492	9,600	1
442300	RISK MANAGEMENT INSURANCE		5,688	5,688	5,544	5,544	6,984	26
449900	SMALL CAPITAL ITEMS		1,649	0	2,400	2,400	2,400	
	Contingency						2,400	
	10430382 Total:		234,230	187,061	206,594	207,617	222,934	7
	CIVIC CENTER	TOTAL:	234,230	187,061	206,594	207,617	222,934	7

## GENERAL ADMINISTRATION DEPARTMENT

### **Program Description:**

The City General Administration budget is managed by the Executive Department (City Manager's Office). The General Administration Department has no staff and primarily serves to support various external community entities which the City of Decatur financially supports.

This budget includes the City expenses for animal control services contracted with and through Macon County. The City subsidies to the Economic Development Corporation, the Visitors & Convention Bureau, and to the Senior Center are all contained within this budget. This budget also includes expenses related to Central Park music and Beautify Decatur plantings.

The lease payment for the City offices housed in the Civic Center are also included in this section of the budget, along with a few economic development incentive payments for previously approved retail development projects.

### **Staffing:**

This Department has no staffing and is administered by the Executive Department and others.

### **Budget Highlights:**

1. This department has held staffing at the 2019 level with no budgeted increase to get to full staffing, which would include an additional Administrative Assistant.

### **Performance Outcomes:**

Performance Outcomes for the Executive Department are designed to reflect progress towards achieving the City Council's priorities as outlined in the budget.

1. Attract significant large commercial and industrial economic development projects to the City through cooperation with EDC.
2. Market the City for tourism, large attractions and conventions through cooperation with DACVB.
3. Improve the City's control over animal regulations and reduce animal related complaints.



# CITY OF DECATUR 2021 BUDGET DETAIL

10	GENERAL FUND	2018 Actual	2019 Actual	2020 Budget	2020 Projected	2021 Budget	% vs 2020P
<hr/>							
039	CITY GENERAL ADMINISTRATION						
10430392	GEN CITY ADMIN OPERATING EXP						
408899	MISC EXPENSE	5,000	5,500	8,000	12,500	12,500	
	Water service funding-Beautify Decatur plantings					10,000	
	United Way funding					2,500	
428000	PROFESSIONAL SERVICES	663	676	700	365	750	>100*
	ASCAP licensing fee					400	
	For music used by City						
	BMI license agreement					350	
	Performance fee (City share)						
431000	FUEL EXPENSE CONTINGENCY	0	0	59,331	0	57,471	100*
435400	CIVIC CENTER LEASE	428,923	435,357	0	440,146	0	(100*)
	Pre pay 2022 subsidy in 2021					0	
440000	CONTINGENCIES	0	0	243,145	0	1,078,912	100*
	For planning purposes as established by City Treasurer & City Manager to round general fund expense					1,060,000	
						18,912	
440503	SLUMBERLAND TAX REBATE	78,423	69,710	0	0	0	
440505	JACKSON FORD TAX REBATE	60,032	37,797	0	0	0	
440506	ASHLEY FURNITURE TAX REBATE	59,914	62,418	0	0	0	
443400	ECONOMIC DEVELOPMENT CORP	60,000	60,000	60,000	60,000	0	(100*)
443800	CONVENTION BUREAU	480,000	10,000	250,000	250,000	260,000	4
	CVB funding					250,000	
	Farm Progress show dinner					10,000	
444200	TRANSFER TO OTHER FUNDS	655,000	815,776	390,000	390,000	847,000	>100*
	Capital fund 45 (other half from County)					30,000	
	Ann Schneider & Assoc transportation consultant						
	Capital fund 45 for payment of inter fund loan					0	
	Deferred to 2022						
	Debt fund 50					817,000	
	To supplement debt not covered in the tax levy						
445000	SENIOR CENTER CONTRACT	142,000	0	71,000	71,000	71,000	
445500	ANIMAL CONTROL	443,121	757,502	618,078	613,932	620,554	1
	Qtr ending April & July					307,954	
	Qtr ending Oct & Jan					312,600	
10430392 Total:		2,413,076	2,254,736	1,700,254	1,837,943	2,948,187	60
<hr/>							
CITY GENERAL ADMINISTRATION TOTAL:		2,413,076	2,254,736	1,700,254	1,837,943	2,948,187	60

## **COMMUNITY DEVELOPMENT DEPARTMENT**

### **Program Description**

The Community Development Department is responsible for the implementation of applicable plans, policies, codes, and ordinances that provide for the development of the city while promoting the general welfare of our citizens, property values, and preserving the city's unique qualities and characteristics, through four functional divisions (Planning & Sustainability, Revitalization & Housing Services, Neighborhood Inspections and Building Inspections) and in conjunction with several citizen volunteer commissions and boards.

Specifically, Community Development Department staff are involved in current long-range land use and comprehensive planning, development review and processing, regional transportation planning (as the lead agency for the Metropolitan Planning Commission for Decatur Urbanized Area Transportation Study – DUATS), federal housing programs, economic development, property maintenance and code enforcement, building permitting/inspection services, and community/neighborhood services and revitalization.

While most of the functions are supported by the General Fund, some of our operations and programs rely on federal (e.g. CDBG, HOME, DOT, FTA) and state grants (e.g. IDOT, IHDA) and Downstate Mass Transit Operation Assistance, as well as other funding sources and donations such as the Howard G. Buffett Foundation for demolitions of blighted properties and community revitalization.

### **Staffing**

The Community Development Department contains 20 FT positions. Its current services include economic development, planning and zoning, federal housing and community development block grant programming and administration, neighborhood inspections, neighborhood revitalization, property maintenance enforcement, building permits and inspections and regional transportation planning through DUATS.

### **Budget Highlights**

The proposed programs, staffing, equipment, and resource levels of community development in FY 2021 are comparable to the previous fiscal year except for the proposed highlights:

1. The proposed budget includes new software technology (Open Gov) to enhance the department's permitting, licensing and code enforcement operations.
2. The proposed budget includes professional services to assist the building inspection division with plan reviews.
3. The proposed budget includes replacement of two new pickup trucks for the building inspectors.

4. The proposed budget includes consultant services to assist the neighborhood inspection division with high weed season during the months of April through October.
5. The proposed budget includes an increase for neighborhood activities, to not only include city cleanups and National Night Out, but for increased community engagement to discuss challenges and needs of the community and how to best assist citizens.
6. The proposed budget includes funds for a retail, hotel, TIF consultant, development and zoning uses/code update and housing study to substantiate whether the market exists for a downtown hotel developer to meet the needs of business travelers, visitors, new employers and business owners.

**Performance Outcomes**

1. Increase in number of vacant lots acquired to create critical mass for new development.
2. Increase in the number of demolitions.
3. Decrease in number of housing and nuisance violations.
4. Increase in owner-occupied homes in the urban core.
5. Reduction in serious and violent crimes.
6. Creation of mixed-income communities
7. Decrease in poverty, underemployed rates and unemployment rates.
8. Increase in educational attainment in low-performing schools.
9. Increase in a healthier community.
10. Increase in annual revenue generated by building permits.
11. Increase in new small businesses.

# CITY OF DECATUR 2021 BUDGET DETAIL

10	GENERAL FUND	2018 Actual	2019 Actual	2020 Budget	2020 Projected	2021 Budget	% vs 2020P
<hr/>							
<b>050</b>	<b>PLANNING &amp; SUSTAINABILITY</b>						
<hr/>							
<b>10450501</b>	<b>PLANNING &amp; SUSTAIN PERSONNEL</b>						
409000	SALARIES	326,657	382,391	411,919	359,834	457,719	27
410500	PENSION CONTRIBUTION	37,351	36,582	45,329	33,720	54,995	63
410700	FICA/MEDICARE	23,844	28,127	31,610	23,550	35,118	49
411100	LIFE INSURANCE	944	1,132	1,335	950	1,473	55
411200	MEDICAL INSURANCE	66,550	102,000	106,500	87,750	93,600	7
411500	SERVICE RECOGNITION	768	1,015	1,285	1,380	1,340	(3)
10450501 Total:		<b>456,114</b>	<b>551,247</b>	<b>597,978</b>	<b>507,184</b>	<b>644,245</b>	<b>27</b>
<hr/>							
<b>10450502</b>	<b>PLANNING &amp; SUSTAIN OP EXP</b>						
411300	TO EMPL BENEFITS-UNEMPLOYMENT	312	384	228	228	192	(16)
420100	ADVERTISING	1,050	1,809	1,000	2,000	1,000	(50)
	Advertising Public Notices for Plan Commission and Zoning Board of Appeals					1,000	
420200	PRINTING AND BINDING	0	473	500	400	500	25
423000	MIS SERVICES	130	0	0	0	0	
423300	TELEPHONE	1,850	1,684	1,500	1,400	1,500	7
424100	TRAINING, CONFERENCE & TRAVEL	2,901	2,978	4,000	2,000	4,000	100
	State planning conference					1,000	
	AICP maintenance and to stay abreast of current planning legislation and best practices for staff. There are two state conferences; one statewide and one for the downstate section. Greg is Training Coordinator on the Downstate Section Board has his dues reimbursed for that conference.						
	TIF Conference					500	
	Stay abreast on recent legislation impacting TIFs and other economic development tools						
	GIS & Software training					500	
	Miscellaneous staff training for software tools such as ArcGIS, Microsoft products.						
	IDOT Fall Planning Conference					500	
	Stay abreast on recent legislation and best practices impacting MPOs. DUATS fund can provide reimbursement of these expenses.						
	ILCMA Conference					1,000	
	ILCMA Conferences. Could include winter and summer conference and/or downstate quarterly meetings.						
	Contingency					500	
	Miscellaneous webinars and trainings that occur during the year that impact Community Development.						
424300	MOTOR VEHICLE EXPENSES	5,304	2,640	3,792	3,792	276	(93)
424500	POSTAGE	199	382	500	250	500	100
424700	COMPUTER SOFTWARE	0	0	30,000	0	20,000	100*
	Portion of the annual fees for OpenGov Permitting, Licensing and Code Enforcement Software					20,000	
426000	RECRUITING AND TRAINING	0	0	0	12,131	0	(100*)
427100	TEMP AGENCY SERVICES	0	0	0	100	0	(100*)
428000	PROFESSIONAL SERVICES	0	2,692	0	0	0	

# CITY OF DECATUR 2021 BUDGET DETAIL

10	GENERAL FUND		2018 Actual	2019 Actual	2020 Budget	2020 Projected	2021 Budget	% vs 2020P
050 PLANNING & SUSTAINABILITY								
10450502 PLANNING & SUSTAIN OP EXP								
428400	MEMBERSHIP FEES		1,295	2,581	2,600	2,600	2,600	
	IL TIF Assoc						1,200	
	American Planning Assoc						650	
	APA and AICP dues							
	TBD for Director Memberships						750	
428800	RENTAL - COPY MACHINE		4,166	4,566	3,500	3,770	3,500	(7)
430200	PUBLICATIONS		8	587	90	90	90	
431000	FUEL EXPENSE		108	79	139	139	28	(80)
434500	OFFICE SUPPLIES		3,899	3,271	3,000	3,096	3,000	(3)
435700	EMPLOYEE RECOG SUPPLIES		0	0	0	60	500	>100*
442300	RISK MANAGEMENT INSURANCE		2,844	2,844	2,544	2,544	2,592	2
449900	SMALL CAPITAL ITEMS		772	0	0	266	0	(100*)
10450502 Total:			24,838	26,970	53,393	34,866	40,278	16
PLANNING & SUSTAINABILITY TOTAL:			480,952	578,217	651,371	542,050	684,523	26

# CITY OF DECATUR 2021 BUDGET DETAIL

10	GENERAL FUND		2018 Actual	2019 Actual	2020 Budget	2020 Projected	2021 Budget	% vs 2020P
052 BUILDING INSPECTIONS								
10450521 BLDG INSPECTIONS PERSONNEL								
409000	SALARIES		343,692	389,600	400,216	399,639	413,423	3
410100	OVERTIME		1,252	1,899	0	2,160	0	(100*)
410500	PENSION CONTRIBUTION		40,142	38,152	44,398	42,870	50,069	17
410700	FICA/MEDICARE		25,599	29,279	30,962	29,910	31,972	7
411100	LIFE INSURANCE		418	496	621	510	627	23
411200	MEDICAL INSURANCE		71,500	108,300	106,500	105,300	93,600	(11)
411500	SERVICE RECOGNITION		1,815	1,355	4,510	1,370	4,515	>100*
411600	EMPLOYEE RELOCATION		0	1,462	0	0	0	
10450521 Total:			484,418	570,543	587,207	581,759	594,206	2
10450522 BLDG INSPECTIONS OPERATING EXP								
411300	TO EMPL BENEFITS-UNEMPLOYMENT		312	384	228	228	228	
420200	PRINTING AND BINDING		575	403	300	200	300	50
423300	TELEPHONE		3,051	3,851	4,500	4,500	5,000	11
	cell & data package x 5						5,000	
	new data packages for laptops/tablets							
424000	TRAINING SCHOOL EXPENSES		460	0	0	0	0	
424100	TRAINING, CONFERENCE & TRAVEL		1,164	3,115	3,000	3,000	3,000	
	ICC annual training, IPOC, continuing education						3,000	
424300	MOTOR VEHICLE EXPENSES		30,960	15,036	21,516	21,516	11,424	(47)
424500	POSTAGE		1,277	1,478	1,500	1,500	1,500	
424700	COMPUTER SOFTWARE		0	379	100	0	20,000	100*
	portion of OpenGov permitting software annual fee						20,000	
	outdated software that is not customer-friendly							
427100	TEMP AGENCY SERVICES		33,027	7,146	6,200	9,600	8,400	(12)
	backup inspectors for 11 weeks vacation						8,400	
428000	PROFESSIONAL SERVICES		0	0	1,500	0	20,000	100*
	Outsource plan reviews						20,000	
	understaffed - no dedicated plan reviewer							
428400	MEMBERSHIP FEES		1,095	638	810	810	810	
	3 memberships, 1 license & 5 certifications						810	
430200	PUBLICATIONS		578	570	300	300	1,000	>100*
430400	CLOTHING		427	354	400	400	900	>100*
431000	FUEL EXPENSE		6,647	5,792	9,059	7,263	6,133	(16)
434000	MINOR EQUIP & TOOLS		206	191	200	200	200	
435700	EMPLOYEE RECOG SUPPLIES		46	0	0	0	500	100*
442300	RISK MANAGEMENT INSURANCE		2,916	2,892	2,592	2,592	2,640	2
449900	SMALL CAPITAL ITEMS		0	0	0	266	0	(100*)
451000	AUTOMOTIVE EQUIPMENT		0	0	30,000	0	40,000	100*
	Vehicle #658 & 669						40,000	
	#669 Deferred from 2020/inoperable							
10450522 Total:			82,741	42,229	82,205	52,375	122,035	>100*
BUILDING INSPECTIONS TOTAL:			567,159	612,772	669,412	634,134	716,241	13

# CITY OF DECATUR 2021 BUDGET DETAIL

10	GENERAL FUND	2018 Actual	2019 Actual	2020 Budget	2020 Projected	2021 Budget	% vs 2020P
<b>053 NEIGHBORHOOD INSPECTIONS</b>							
<b>10450531 NEIGHBRHD INSP PERSONNEL</b>							
409000	SALARIES	343,567	347,501	359,019	349,165	345,043	(1)
410100	OVERTIME	0	33	300	0	300	100*
410500	PENSION CONTRIBUTION	40,873	34,856	40,026	37,700	42,043	12
410700	FICA/MEDICARE	26,019	26,429	27,912	26,040	26,847	3
411100	LIFE INSURANCE	444	450	375	460	375	(18)
411200	MEDICAL INSURANCE	71,500	90,250	88,750	87,290	78,000	(11)
411500	SERVICE RECOGNITION	4,025	4,150	5,550	3,160	5,600	77
10450531 Total:		<b>486,428</b>	<b>503,669</b>	<b>521,932</b>	<b>503,815</b>	<b>498,208</b>	<b>(1)</b>
<b>10450532 NEIGHBRHD INSPEC OP EXP</b>							
411300	TO EMPL BENEFITS-UNEMPLOYMENT	312	384	192	192	192	
420100	ADVERTISING	342	0	2,000	1,500	1,000	(33)
	Decatur Tribune					1,000	
	Weed mowing notice, monthly publication required by ordinance, 7 times @ approx. \$89 each (\$623) and any weed mowing or other requests for proposal						
420200	PRINTING AND BINDING	0	216	100	200	100	(50)
420600	SECURING PROPERTY	7,025	7,070	10,000	12,000	15,000	25
	Purchase of plywood and securing materials for use on open and abandoned properties through-out the city.					15,000	
	Securing materials have increased in cost over the last year and are currently three times higher than this time last year.						
423300	TELEPHONE	6,529	6,398	7,500	7,500	7,500	
424000	TRAINING SCHOOL EXPENSES	705	263	500	1,000	1,820	82
	International Code Council training					1,820	
	Two-3 Neighborhood Service Officers certification as Property Maintenance and Housing Inspectors through ICC @ \$220/each at 2 times (\$1320)						
	Continued education credits, possibly virtual, training @ \$50 each for 5 staff at minimum 2 times per year (\$500)						
424100	CONFERENCES & TRAVEL	2,045	2,200	3,000	1,000	1,875	88
	American Association of Code Enforcement and Illinois Pest Control conferences					1,875	
	AACE annual conference (if virtual) @ \$240 each for all 5 staff - (\$1200.)						
	IPC Conference (if virtual) @ \$105 each for all 5 staff - (\$525)- plus certification for 3 NSO's @ \$50 ea. - (\$150 )						
424300	MOTOR VEHICLE EXPENSES	672	5,484	8,376	8,376	15,888	90
424500	POSTAGE	7,211	8,937	9,500	13,000	12,000	(8)
	Mailing of all notices					12,000	
	The cost and number of mailings has increased						
424700	COMPUTER SOFTWARE	0	0	0	0	20,000	100*
	OpenGov Software					20,000	
	computer software for code enforcement portion of the annual fee.						
425300	RECORDING FEES	19,194	93,504	60,000	110,714	75,000	(32)
	Lien recording fees for weed mowing, property securing and clean up					75,000	
	The number of liens recorded and the cost of recordings has increased						

# CITY OF DECATUR 2021 BUDGET DETAIL

10	GENERAL FUND		2018 Actual	2019 Actual	2020 Budget	2020 Projected	2021 Budget	% vs 2020P
053 NEIGHBORHOOD INSPECTIONS								
10450532 NEIGHBRHD INSPEC OP EXP								
426700	PEST CONTOL	80	0	1,000	300	500	67	
	Treatment of violation properties for bug and rodent control					500		
	Request decreased by 50% to match previous years need and costs							
427100	TEMP AGENCY SERVICES	0	0	0	300	0	(100*)	
428000	PROFESSIONAL SERVICES	110,063	118,072	0	0	0		
428400	MEMBERSHIP FEES	165	1,060	600	600	625	4	
	Membership for Neighborhood Inspections Manager and four Neighborhood Service Officers					625		
	American Association of Code Enforcement - (\$400)/government rate for all 5;							
	Illinois Association of Code Enforcement - \$40 ea - (\$200); and							
	one half (split with Building Inspections) for annual membership with International Code Council - (\$25.)							
429900	CONTRACTUAL SERVICES	0	0	315,000	500,000	480,002	(4)	
	Mowing all of MCT lots and violation properties/lots					450,002		
	Maintenance of city-owned and Macon County trustee lots and mowing of violation lots through-out the city - April through October.							
	Neighborhood Service Officer - Temp help for weed season					30,000		
	Seasonal NSO for weed season, April through October at \$37.50 per hour for 31 weeks							
430200	PUBLICATIONS	827	715	1,000	200	1,000	>100*	
430400	CLOTHING	921	0	1,500	1,500	1,500		
430800	PERSONAL SAFETY GEAR	0	0	100	100	100		
431000	FUEL EXPENSE	6,810	5,838	9,089	5,000	7,333	47	
431710	ADMINISTRATIVE COURT EXPENSES	0	0	500	500	500		
434000	MINOR EQUIP & TOOLS	14	0	100	100	100		
435700	EMPLOYEE RECOG SUPPLIES	0	0	0	0	500	100*	
	Employee recognition					500		
	Appreciation for employees through-out the year							
442300	RISK MANAGEMENT INSURANCE	25,524	13,140	12,540	12,540	10,704	(15)	
449900	SMALL CAPITAL ITEMS	929	1,456	650	650	0	(100*)	
10450532 Total:		189,368	264,737	443,247	677,272	653,239	(4)	
NEIGHBORHOOD INSPECTIONS TOTAL:		675,796	768,406	965,179	1,181,087	1,151,447	(3)	



# CITY OF DECATUR 2021 BUDGET DETAIL

10	GENERAL FUND	2018 Actual	2019 Actual	2020 Budget	2020 Projected	2021 Budget	% vs 2020P
<hr/>							
<b>054</b>	<b>REVITALIZATION &amp; HOUSING SERV</b>						
<hr/>							
<b>10450541</b>	<b>REVIT &amp; HOUSING SERV PERS EXP</b>						
<hr/>							
409000	SALARIES	233,063	238,890	243,338	254,162	298,299	17
410500	PENSION CONTRIBUTION	26,342	22,403	26,778	27,340	35,857	31
410700	FICA/MEDICARE	16,815	17,227	18,674	19,180	22,897	19
411100	LIFE INSURANCE	690	706	675	720	762	6
411200	MEDICAL INSURANCE	42,900	54,150	53,250	52,650	62,400	19
411500	SERVICE RECOGNITION	675	720	765	765	1,010	32
10450541 Total:		<b>320,485</b>	<b>334,096</b>	<b>343,480</b>	<b>354,817</b>	<b>421,225</b>	<b>19</b>
<hr/>							
<b>10450542</b>	<b>REVITALIZ &amp; HOUSING SERV OP EX</b>						
<hr/>							
411300	TO EMPL BENEFITS-UNEMPLOYMENT	180	228	120	120	120	
423300	TELEPHONE	246	151	0	0	0	
424000	TRAINING SCHOOL EXPENSES	0	684	1,500	750	2,000	>100*
	RNNC meeting Two planning meetings; 1 conference					2,000	
	Annual meeting located in various states.						
424300	MOTOR VEHICLE EXPENSES	1,008	372	4,560	4,560	6,612	45
424500	POSTAGE	0	0	200	200	0	(100*)
431000	FUEL EXPENSE	34	0	0	0	395	100*
435700	EMPLOYEE RECOG SUPPLIES	0	0	0	0	500	100*
442300	RISK MANAGEMENT INSURANCE	1,032	1,032	948	948	864	(9)
448501	NEIGHBORHOOD IMPROVEMENT	4,845	5,000	5,000	5,000	5,000	
448510	NEIGHBORHOOD ACTIVITIES	0	16,281	32,500	29,616	50,000	69
	Cleanups, NNO, Neighborhood expenses & engagement					50,000	
449900	SMALL CAPITAL ITEMS	0	0	0	0	1,000	100*
10450542 Total:		<b>7,345</b>	<b>23,748</b>	<b>44,828</b>	<b>41,194</b>	<b>66,491</b>	<b>61</b>
<hr/>							
<b>REVITALIZATION &amp; HOUSING SERV TOTAL:</b>		<b>327,830</b>	<b>357,844</b>	<b>388,308</b>	<b>396,011</b>	<b>487,716</b>	<b>23</b>

# CITY OF DECATUR 2021 BUDGET DETAIL

10	GENERAL FUND	2018 Actual	2019 Actual	2020 Budget	2020 Projected	2021 Budget	% vs 2020P
<hr/>							
055	ECONOMIC DEVELOPMENT						
<hr/>							
10450552	ECONOMIC DEVELOPMENT OP EXP						
<hr/>							
428000	PROFESSIONAL SERVICES	0	2,250	80,000	86,000	160,000	86
	Retail Consultant					40,000	
	TIF Consultant					40,000	
	Highest and Best Use Study					40,000	
	Development and Zoning Use/Code Update					40,000	
	The purpose of the project is to rewrite the City of Decatur's subdivision code, zoning code and map, and other related development codes, through the creation of a Unified Development Code. Also, the consultant will make recommendations for including new mixed use zoning districts and regulations for built-up areas of the City. Total cost is anticipated to be \$80,000 funded in 2021 and 2022.						
428500	PUBLIC OUTREACH	0	168	15,000	75,310	0	(100*)
429800	COMMUNITY INVESTMENT CORP	0	17,500	70,000	70,000	70,000	
440200	MACON COUNTY ESDA CONTR	0	0	10,000	10,000	10,000	
440503	SLUMBERLAND TAX REBATE	0	0	47,000	40,652	35,000	(14)
	Reduces from 50% to 25% in 2025; Expires 2030						
440505	JACKSON FORD TAX REBATE	0	7,841	37,000	35,836	26,300	(27)
	Expires 2035						
440506	ASHLEY FURNITURE TAX REBATE	0	0	59,000	64,100	31,000	(52)
	Expires 2021						
440507	HAMPTON INN REBATE	0	0	63,000	52,900	64,000	21
	Expires 2022						
440508	HOLIDAY INN REBATE	0	0	74,000	62,500	79,000	26
	Expires 2022						
440509	FIRST TECH REBATE	0	622	1,000	42,360	30,000	(29)
	Expires 2023						
440510	LIAISON TAX REBATE	0	0	12,606	12,000	17,000	42
	Expires 2023						
441720	HASC EXPENSES	0	216	3,500	1,850	3,500	89
443400	ECONOMIC DEVELOPMENT	0	0	0	0	60,000	100*
	Economic Development Corp Formerly in Division 039						
						60,000	
10450552 Total:		0	28,597	472,106	553,508	585,800	6
<hr/>							
ECONOMIC DEVELOPMENT TOTAL:		0	28,597	472,106	553,508	585,800	6
<hr/>							

## **POLICE DEPARTMENT**

### **Program Description**

The activities of the Decatur Police Department are focused on providing highly professional and efficient public safety services to the citizens they serve. These services are financially supported through the General Fund with some supplementation from grants, and other minor revenues/reimbursements outside of the General Fund. There are also some asset forfeiture and court ordered monies. Most of the revenues are placed into special funds outside the general fund that have specific regulations on use. These include State Drug Fund, Federal Drug Fund, DUI Enforcement Fund and Police Lab Fund. These special and restricted funds are not to be used to replace items already included in the budget. They are meant to purchase equipment and tools related to and authorized by the specialty fund. For example, drug fund revenues must be spent on tools and equipment used to combat illegal drug sales. DUI Fund is to be used on equipment used to assist in DUI enforcement.

### **Staffing**

The Decatur Police Department employs 146 sworn peace officers and 14 non-sworn administrative personnel. The services include patrol, investigations, k-9 patrols, bike patrols, school resource officers, traffic enforcement, and community investment/liaison.

### **Budget Highlights**

The proposed programs, staffing, equipment and resource levels of the Police Department in FY 2021 track with those of the previous fiscal year except for the following proposed highlights, addition and/or deletions:

- 1) The Police Budget includes the addition of one sworn peace officer. This Addition would fill a need that was vacated with the downsizing of sworn officers in 2020. This position would focus on dedicating much of their time to violent and felony apprehensions to include working with the U.S. Marshal Great Lakes task force.
- 2) The Police Budget includes the continued staffing of Community Liaison Officers to offset the last few years reduction in sworn personnel. The additional civilian staff will complete tasks that do not require a sworn police officer. This move should allow sworn officers to focus on the duties that do require a sworn police officer. The use of the civilian staff could increase responsiveness for non-emergency calls. The employment of these staff members could also allow our sworn officers to have more time to engage in the council's neighborhood revitalization outreach. The CLO's who worked on the Department in 2020 were successful in supporting the sworn staff.
- 3) This budget also includes the continued participation with DPS 61 for the school resource program (SRO). This program allows for the placement of 4 school resource officers to work and dedicate all their time to the schools during the school year. The SRO's are proactive in the schools establishing relationships

with the staff and students. The SRO's deals with prevention, detection, and enforcement of illegal activity. During the summer months and other vacations, the SRO's assist in the patrol and investigative divisions of the police department. It is recommended the City Council not end this relationship with DPS 61. DPS 61 reimburses the City for 75 percent of the total cost of police officer's salary to serve as SRO's and continues to do so during the Coronavirus Pandemic.

- 4) In accordance with the council's direction, the budget includes funding for recruiting of minority applicants and an additional police applicant test day. The 2020 additional test day was cancelled due to the Pandemic, but we are hoping for a large test date in the fall of 2021.
- 5) The budget included an increase of monies towards training. The increase is a direct result of the State no longer paying for the new officer's initial 14-week Basic Law Enforcement training. The State has said they could reimburse some or all the initial cost but cannot promise there will be enough money in the State budget for reimbursement.
- 6) The budget also includes an increase in the phone line item. Historically, this expense has been paid for with State Drug Asset Forfeiture funds. Due to less monies being awarded to the State asset forfeiture fund and the possible increase in the number of cell phones for assigned to sworn officers this expense is now being shared with Federal Asset Forfeiture and the City's General Fund.
- 7) The Police Budget added a line item this year for Rental Leased Space. This line item is to fund 25% of the lease of a storage barn at the police department. Due to the transfer of ownership of the incubator we had to move storage of certain items of evidence and property to the storage barn. These include items than cannot be stored inside the regular storage facilities in the police headquarters such as bicycles, lawn mowers, flammable containers, gasoline fueled scooters and minibikes, etc. The other 75% will be paid for by asset forfeiture funds to store large, seized items such as vehicles.
- 8) The budget includes an increase in overtime monies to allow for increased IDOT grant award money. These monies go to fund increased traffic enforcement in DUI's, Distracted Driving, and Speeding. The money is reimbursed after the Department has completed the work and it has been submitted to IDOT. The reimbursed money is placed in City's General Fund upon receipt.
- 9) The budget also includes an increase in overtime monies should the City be successful in limiting compensatory time to union represented sworn members.
- 10) The budget also includes a grant in the amount of \$99,423 to be used for COVID-19 Related Expenses and must be used by December 31, 2021.
- 11) In the past few years, the cyclical replacement of squad cars has been financed through lease agreements. This type of financing is better suited for larger and

once in a decade equipment purchases or new more expensive initiatives rather than annual squad car replacement. Thus, the purchase of squad cars has been included in the police general fund budget as a regular operating expense. The City's Police Fleet Manager recommends the City purchase 6 squad cars in 2021. The City was originally budgeted to purchase 6 squad cars in 2020, but the Council voted to stop the purchase due to revenue shortfalls related to COVID.

- 12) To support the efforts of neighborhood revitalization and the police departments goal to reduce crime and hold accountable those who commit crimes a summary of costs and general locations of cameras has been created but has not been added to the budget.
- 13) The Police Department will continue to apply for grants for the police department to support the goals of the City Council. The State may be offering a grant for reimbursement for body cam purchases made in 2020 as a part of "police reform" proposals currently being debated by the General Assembly. We will apply, should this grant become reality.

### **Performance Outcome**

The use of quantifiable performance outcomes is being added to the budget because approval of the annual budget is an important mechanism for effecting change in service outcomes. Performance outcomes influenced in part by the Police Department's discretionary and differing management and service delivery decisions/actions include:

- 1) Year over Year changes in Response Time efficiency on Calls for Service, by category, from the time of initial public safety notification
- 2) Improvements in Citizen satisfaction of the Decatur Police Department as a professional department as measured by objective surveys
- 3) Increase the number of Minority and Female police officers and police support staff applicants as tracked by Human Resources on a year over year basis
- 4) Increase successful clearance rate of assigned investigative cases on a year over year basis
- 5) Reduce the number of Burglaries measured from year to year
- 6) Reduce the number of Shootings measured from year to year
- 7) Remain under the national average in Fatal Crash Rate every year
- 8) Reduce the number of reported traffic accidents in the City year over year
- 9) Measure citizens' perception of local safety and improve year over year by objective surveys.

# CITY OF DECATUR 2021 BUDGET DETAIL

10	GENERAL FUND		2018 Actual	2019 Actual	2020 Budget	2020 Projected	2021 Budget	% vs 2020P
<hr/>								
060	EMERGENCY COMMUNICATIONS							
<hr/>								
10460601	EMERG COMM PERSONNEL							
<hr/>								
409000	SALARIES		25,512	0	0	0	0	
410100	OVERTIME		6,587	0	0	0	0	
410500	PENSION CONTRIBUTION		3,915	0	0	0	0	
410700	FICA/MEDICARE		2,494	0	0	0	0	
411500	SERVICE RECOGNITION		501	0	0	0	0	
10460601 Total:			39,009	0	0	0	0	<(100*)
<hr/>								
EMERGENCY COMMUNICATIONS		TOTAL:	39,009	0	0	0	0	<(100*)
<hr/>								

# CITY OF DECATUR 2021 BUDGET DETAIL

10	GENERAL FUND	2018 Actual	2019 Actual	2020 Budget	2020 Projected	2021 Budget	% vs 2020P
<hr/>							
065	POLICE						
<hr/>							
10460651	POLICE PERSONNEL SVCS						
409000	SALARIES	14,445,590	13,811,036	14,355,233	13,882,136	13,899,861	0
410100	OVERTIME	867,313	813,122	900,000	702,630	875,000	25
410200	TEMPORARY SALARIES	52,227	52,002	52,416	52,165	52,416	0
410500	PENSION CONTRIBUTION	51,175	44,929	68,118	55,165	70,605	28
410700	FICA/MEDICARE	241,645	230,295	250,399	229,490	252,103	10
410800	POLICE PENSION CONTRIBUTION	4,713,752	4,990,829	4,797,872	4,797,872	5,577,708	16
411100	LIFE INSURANCE	13,475	13,115	14,804	13,445	15,060	12
411200	MEDICAL INSURANCE	2,218,382	2,721,323	2,716,850	2,552,860	2,402,400	(6)
411210	DUTY DISABILITY INS PREMIUMS	0	5,195	3,000	0	3,000	100*
411500	SERVICE RECOGNITION	12,076	13,275	13,140	13,800	12,110	(12)
10460651 Total:		22,615,635	22,695,121	23,171,832	22,299,563	23,160,263	4
<hr/>							
10460652	POLICE OPERATING EXPENSE						
411300	TO EMPL BENEFITS-UNEMPLOYMENT	10,212	11,724	6,168	6,168	5,700	(8)
420100	ADVERTISING	43	82	100	100	100	
	Herald & Review Auction Advertisements					100	
420200	PRINTING AND BINDING	5,834	3,631	7,000	7,000	5,000	(29)
421000	SERVICE TO MAINT BUILDINGS	20,962	23,315	27,000	30,000	30,000	
421300	SERV-OFFICE EQUIPMENT	364	369	300	300	300	
421400	SERVICE- OTHER EQUIP	1,378	1,796	4,000	4,000	2,500	(37)
421500	IN-CAR VIDEO REPAIR	5,796	866	2,500	2,500	1,000	(60)
421700	SERV TO MAINT COMM EQUIP	86,221	111,070	214,590	315,178	118,350	(62)
	Verizon MDC Air Cards					25,000	
	Verizon Laptop Computer Air Cards					500	
	Central Square Maintenance Agreement					80,000	
	Virtual Graffiti/Fortinet					3,000	
	Security Tokens						
	Digi-Ticket Maintenance Agreement					6,800	
	Freedom Application Maintenance					2,400	
	LEADS/NCIC Annual Maintenance					650	
421750	SERV TO MAINT RADIO EQUIP	93,662	80,998	75,500	75,500	75,500	
423100	ELECTRICITY	43,849	34,903	33,797	35,000	33,797	(3)
423200	NATURAL GAS	7,831	6,925	9,000	8,000	9,000	13
423300	TELEPHONE	12,817	11,223	12,700	13,120	68,920	>100*
	Call One HQS Landlines					12,000	
	Department Cell Phones for all sworn officers and parking enforcement officers.					56,920	
	For at least the last ten years the Department has issued phones to Admin staff and specialty units who are subject to call in. The expense was paid for out of drug asset forfeiture. The drug fund can no longer continue to pay the entire expense, as revenues in that fund have dropped considerably due to legalization of cannabis and court cases being held up due to the Coronavirus pandemic. Also possibly adding 55 to the plan to so all of the sworn officers have cell phones which is the City's proposal contract.						
423310	CABLE TV	3,912	3,701	4,000	4,000	4,000	

# CITY OF DECATUR 2021 BUDGET DETAIL

10	GENERAL FUND	2018 Actual	2019 Actual	2020 Budget	2020 Projected	2021 Budget	% vs 2020P
<hr/>							
065	POLICE						
<hr/>							
10460652	POLICE OPERATING EXPENSE						
<hr/>							
423400	WATER	1,641	1,802	1,900	1,900	1,900	
423903	CV19 COVID-19	0	0	0	10,309	0	(100*)
424000	TRAINING SCHOOL EXPENSES	40,724	39,786	55,000	78,000	112,000	44
	Conferences/Conventions					15,000	
	Specialized Training					15,000	
	LETAC					1,000	
	Traffic/DUI					4,000	
	ILEAS					1,000	
	MCLETC BLE					75,000	
	COURT SMART RENEWAL					1,000	
424300	MOTOR VEHICLE EXPENSES	149,846	464,532	535,800	535,800	557,520	4
424500	POSTAGE	3,018	3,531	3,300	7,000	6,000	(14)
424700	COMPUTER SOFTWARE	11,479	8,939	20,100	20,100	15,380	(23)
	E-Lineup Software					600	
	LPR/Genetec/Federal Signal Maintenance					3,000	
	Redaction Software Annual License					2,500	
	Intelligent Video Solutions					2,300	
	Miscellaneous Software					4,000	
	Lenel Electronics for Building Security and ID/Pass					1,000	
	Cards software and maintenance.						
	I touch Biometrics software maintenance .					1,980	
426000	RECRUITING AND TESTING	6,778	7,663	13,650	13,000	13,650	5
	Advertising					3,500	
	Career Fairs					3,000	
	Promotional Items					1,200	
	Testing Materials					5,000	
	Test Day Food/Drinks					500	
	Per diem for career fairs and background					200	
	investigation travel requirements						
	Test day clothing					250	
426500	MEDICAL SERVICES	2,051	3,432	4,800	4,800	4,800	
426700	PEST CONTOL	780	1,135	1,250	1,250	1,250	
427000	SPECIAL INVESTIGATION FEES	5,669	4,537	8,000	8,000	7,000	(12)
428000	PROFESSIONAL SERVICES	4,805	3,300	10,000	10,000	6,000	(40)
	Shredding services					1,000	
	Microfilming					4,000	
	DPD has a large volume of old documents						
	(personnel files, training records, PMS, previous						
	policies, etc) that need to be taken from paper						
	format, which takes up considerable space, and						
	placed on microfilm. This eliminates the need for						
	extra storage space for documents.						
	Court reporter services					1,000	
	Needed for IA interrogations and pre-disciplinary						
	hearings.						
428060	JANITORIAL SERVICES	117,300	118,950	121,680	121,680	124,200	2
428300	LAUNDRY SERVICES	121	55	200	200	200	



# CITY OF DECATUR 2021 BUDGET DETAIL

10	GENERAL FUND	2018 Actual	2019 Actual	2020 Budget	2020 Projected	2021 Budget	% vs 2020P
<hr/>							
065	POLICE						
<hr/>							
10460652	POLICE OPERATING EXPENSE						
<hr/>							
428400	MEMBERSHIP FEES	18,730	17,013	18,000	18,000	17,435	(3)
	LETAC (Mobile Training Unit) Membership Fee					8,600	
	IACP Membership Fees					600	
	ILACP Membership Fees					650	
	Youth Advocate					6,000	
	ILEAS Fees					500	
	FBI NA Membership Fee					360	
	IL Notary Dues					200	
	IL Mountain Bike Association					200	
	IATAI (FAIT Investigators)					225	
	Crime Analysis					50	
	Administrative Memberships					50	
428500	PUBLIC OUTREACH	975	864	1,000	500	500	
428800	RENTAL - COPY MACHINE	13,317	12,185	14,500	14,500	14,500	
430200	PUBLICATIONS	287	318	350	50	40	(20)
430400	CLOTHING	73,464	39,091	90,300	90,300	90,000	0
	2019 Bullet Proof grant					12,544	
	2019 Bullet Proof grant Local Match					12,544	
	Non-grant related clothing					64,912	
430500	AMMUNITION	56,144	52,017	56,600	56,600	60,000	6
430700	GENERAL SAFETY GEAR	1,958	1,419	2,000	1,000	2,000	100
431000	FUEL EXPENSE	244,034	211,793	326,706	387,080	265,918	(31)
431200	JANITORIAL SUPPLIES	5,918	5,582	7,000	6,000	7,000	17
431600	REGULATORY SUPPLIES	4,901	3,884	8,000	6,000	8,000	33
432000	MATERIAL - BUILDINGS	1,980	4,088	6,000	6,000	7,000	17
432800	MATERIALS - EQUIPMENT	2,029	1,035	2,000	1,000	2,000	100
434000	MINOR EQUIP & TOOLS	13,679	6,289	9,500	6,000	9,500	58
434500	OFFICE SUPPLIES	10,035	7,623	12,000	12,000	12,000	
435000	PHOTO & DRAFTING SUPPLIES	1,365	0	1,500	1,800	1,000	(44)
435100	DOG EXPENSES	2,190	2,411	4,500	4,500	4,500	
435120	PROFESSIONAL STANDARDS EXPENSE	5,801	4,022	2,500	1,000	2,500	>100*
435216	RENTAL-LEASED SPACE	0	0	0	0	9,840	100*
	Pole barn, BW of Decatur, LLC					9,840	
	Drug fund unable to continue funding						
435700	EMPLOYEE RECOG SUPPLIES	93	108	500	100	500	>100*
440900	PRIN PAYMENTS-LEASE HOLD IMPR	309,079	156,941	0	0	0	
441000	INT PAYMENT-LEASE HOLD IMPROV	7,160	1,178	0	0	0	
442300	RISK MANAGEMENT INSURANCE	736,968	895,692	917,688	917,688	871,008	(5)
444200	TRANSFER TO OTHER FUNDS	177,000	307,000	363,100	678,327	242,000	(64)
	Equip Replacement fund 61 balance needed for debt					242,000	
445100	EMERGENCY COMM CONTRACT	1,587,119	1,455,937	1,476,363	1,476,363	1,554,496	5

# CITY OF DECATUR 2021 BUDGET DETAIL

10	GENERAL FUND	2018 Actual	2019 Actual	2020 Budget	2020 Projected	2021 Budget	% vs 2020P
<hr/>							
065	POLICE						
<hr/>							
10460652	POLICE OPERATING EXPENSE						
<hr/>							
449900	SMALL CAPITAL ITEMS	15,369	31,151	45,000	45,000	46,500	3
	Furniture					1,000	
	Stop Sticks					4,000	
	Patrol vehicle equipment					1,500	
	Computers/electronics					1,000	
	Office equipment					1,000	
	Building equipment					1,000	
	Taser replacement					12,000	
	MDC Computer Replacement					25,000	
	Replacing old MDC's in squad cars						
455300	POLICE BLDG LEASE PAYMENT	505,841	522,702	531,133	531,133	531,133	
	BW of Decatur, LLC					531,133	
	10460652 Total:	4,432,529	4,688,608	5,068,575	5,573,846	4,963,437	(11)
	POLICE						
	TOTAL:	27,048,164	27,383,729	28,240,407	27,873,409	28,123,700	1

## **FIRE DEPARTMENT**

### **Program Description**

The fire department's main activities are focused on public safety. They are funded through the General Fund. The Fire Department generates a small amount of revenue through false alarm charges and illegal burn citations. The revenue from those two sources is deposited in the General Fund. The department also receives some training reimbursement from the Mutual Aid Box Alarm System (MABAS) and the State of Illinois Office of the State Fire Marshal. The department is overwhelmingly a general fund and tax supported municipal service

### **Staffing**

The Decatur Fire Department employs 105 firefighters and 1 civilian. The department's services include firefighting, Emergency Medical Service (EMS) at the Basic and Intermediate level, fire prevention, Hazardous Materials mitigation, Technical Rescue services, SCUBA rescue and community outreach programs. In 2020 the council's budget authorized 109 total positions. The department size was once again reduced during the 2020 budget year down to 106 positions. No further reductions are anticipated in 2021 except those related to reorganization and rearrangement of investigation duties, following settling of a new current collective bargaining agreement.

### **Budget Highlights**

The proposed programs, staffing, equipment and resources levels of the Fire Department in FY 2021 track with those of the previous fiscal year except for the following proposed highlights:

1. This budget includes an estimated \$278,000.00 in payouts for employees that will be retiring during the 2021 budget year.
2. A traffic preemption program is being proposed that includes 51 intersections throughout the city. Traffic preemption devices would allow the department to achieve a performance outcome of lowering response times to incidents around the city. The program would be completed in yearly stages and it is recommended that the council begin by approving the funds to install the devices at fifteen (15) targeted intersections. The cost of the total program is estimated to be around \$450,000.00. Preemption devices were installed at 7 intersections in 2020. There are 10 other intersections that Opticom devices were purchased for, but they are waiting on IDOT to complete the planned road work before they are installed. This year's budget includes \$125,000.00 for year two of the project in which another 15 intersections will be completed. The Foreign Fire Tax Board purchased the transmitters for all fire apparatus.

Decatur's city size is around 47 square miles and there are 7 fire stations. That averages about 6.7 square miles per fire station. If you use 14 comparable Illinois cities, the average coverage per fire station is 4.24 square

miles, but many of the cities are more densely populated than Decatur. Decatur's comparatively large city footprint impacts response times; but traffic preemption should help. If the department's fire apparatus is not having to stop and start at every red light, they should be able to reach their destinations faster and cover a larger area. Decatur is also the only larger central Illinois city not using traffic preemption. Peoria, Springfield, Bloomington, Champaign and Urbana use traffic preemption devices. The Town of Normal uses it close to their stations.

3. The purchase of three new fire apparatus. The average age of the department's fleet is 14 years. The city has only purchased three fire apparatus in the last 11 years. Three of the apparatus are 20 years old. The department maintains 8 front line fire apparatus and 3 reserve apparatus. Of the 11-fire apparatus, 8 are pumpers and 3 are ladder trucks. The reserve apparatus is used 3-4 times a week as the front-line apparatus is at the garage for repairs. The regular replacement of the fire apparatus insures that the equipment is in good working order and that there are not several apparatuses that need replacement all at once. It is vital for public safety that the fire apparatus fleet is in good working order. Several times in 2020 the department did not have any reserve apparatus because of repairs.

The recommendation for 2021 is to replace a ladder truck that was not purchased in 2020 because of budget concerns. The cost of the new ladder truck is estimated to be around 1.2 million dollars. The total cost for the three apparatus would be between 2.2 and 2.5 million dollars. The two-other apparatus would replace 20-year-old vehicles. The 20-year-old vehicles have been recommended for replacement for the last several years, but funds were not allocated for their replacement. The vehicles would be financed similar to how the previous apparatus purchases were financed. The last ladder truck purchased was in 2011. It takes 6-8 months to build the truck and accept delivery. The department attempts to rotate the apparatus from busy stations to somewhat slower stations to prolong their useful life. The useful life has been changed over the last several years, but somewhere between 15 years and 20 years seems to be the best useful life. Ladder trucks have more problems because of all the electronics needed to safely operate them.

4. It is recommended that the council continue to approve the multi-year fire station construction and upgrade project. The new station 5 opened in 2020, and construction began on the new station 3 late in 2020. Land acquisition was completed for the new station 7, but no other formal action has been completed. Bonds were sold in 2018 to fund the fire station construction project. Stations 1, 2, 4 & 6 had varying degrees of renovation completed in 2018 and 2019. Delays in the program are increasing the building costs by 3-4% per year.

5. The replacement of the department's Self Contained Breathing Apparatus (SCBA) is scheduled to occur in 2021. The cost of the replacement is \$271,000.00, and most of the expense is being covered by a Federal Grant the department was awarded in 2020.

### **Performance Outcomes**

The use of quantifiable performance outcomes is being added to the budget because approval of the annual budget is an important mechanism for effecting change in service outcomes. Performance outcomes in part by the Fire Department's discretionary and differing management and service delivery decisions/actions include:

- 1) The number and percentage of fires contained to the room of origin and the structure of origin.
- 2) The percentage of time the initial responding unit arrives within 6 minutes of an emergency call. (Dispatch time + Turnout time + drive time) The target is 90% of all emergency calls answered within this time parameter.
- 3) The total dollar loss due to intentionally set fires as a percentage of the EAV year over year.
- 4) The total number of fires in structures set intentionally year over year.
- 5) The number and cost of employee on-the-job injuries.
- 6) Reduction in the number of non-emergency calls the department answers year over year.
- 7) Total property dollar amount saved as a % of the EAV year over year.

# CITY OF DECATUR 2021 BUDGET DETAIL

10	GENERAL FUND	2018 Actual	2019 Actual	2020 Budget	2020 Projected	2021 Budget	% vs 2020P
<b>070 FIRE</b>							
<b>10470701 FIRE PERSONNEL SERVICES</b>							
409000	SALARIES	9,489,111	9,500,970	9,972,688	9,356,189	9,622,052	3
410100	OVERTIME	295,012	230,238	312,682	355,000	325,400	(8)
	Regular department overtime					290,000	
	Assistance to Firefighters grant expense \$32,182 grant; \$3,218 local share					35,400	
410500	PENSION CONTRIBUTION	5,782	4,909	5,803	6,515	6,401	(2)
410700	FICA/MEDICARE	133,899	137,401	148,516	134,360	149,538	11
410801	FIRE PENSION CONTRIBUTION	5,611,626	5,632,583	5,973,337	5,973,337	6,141,548	3
411100	LIFE INSURANCE	9,134	9,101	10,149	8,970	10,158	13
411200	MEDICAL INSURANCE	1,509,200	1,919,800	1,881,500	1,766,475	1,653,600	(6)
411210	DUTY DISABILITY INS PREMIUMS	64,783	80,537	80,400	53,890	84,000	56
411220	VSP INSURANCE PREMIUMS	14,400	4,800	0	0	0	
411500	SERVICE RECOGNITION	7,757	6,390	8,130	10,665	8,310	(22)
413050	WELLNESS BENEFIT	30,900	24,800	30,000	22,950	24,000	5
414000	PEHP ACCOUNT	30,525	30,650	32,400	43,125	31,000	(28)
10470701 Total:		17,202,129	17,582,179	18,455,605	17,731,476	18,056,007	2
<b>10470702 FIRE OPERATING EXPENSES</b>							
411300	TO EMPL BENEFITS-UNEMPLOYMENT	6,804	8,244	3,948	3,948	4,164	5
420200	PRINTING AND BINDING	236	150	500	500	500	
421000	SERVICE TO MAINT BUILDINGS	31,328	45,957	50,000	27,000	50,000	85
421400	SERVICE- OTHER EQUIP	23,177	24,873	22,000	20,000	22,000	10
421700	SERVICE & EQUIPMENT - RADIOS	29,852	27,660	48,880	25,000	48,880	96
423100	ELECTRICITY	49,942	44,976	43,679	38,000	43,679	15
423200	NATURAL GAS	24,831	22,340	22,900	22,900	22,900	
423300	TELEPHONE/BROADBAND	21,169	16,156	22,000	20,000	22,000	10
423400	WATER	7,651	8,103	7,000	8,000	8,000	
423901	BANKING SERVICE CHARGES	0	0	250	250	250	
424000	TRAINING SCHOOL EXPENSES	44,800	78,100	109,149	35,000	109,149	>100*
	FF Basic Ops Training for new hires					43,310	
	8 Advanced Training Classes for 4 Employees					29,360	
	Inspector/Investigator Training for 3 employees					14,050	
	EMT-Basic Training for 3 new hires					4,629	
	MABAS Training					12,800	
	Dive Training for Dive Team Members					5,000	
424100	CONFERENCES & TRAVEL	855	1,636	675	675	0	(100*)
424300	MOTOR VEHICLE EXPENSES	508,008	254,508	327,408	327,408	367,500	12
424500	POSTAGE	184	235	700	700	700	
424700	COMPUTER SOFTWARE	18,535	16,646	16,911	19,731	18,896	(4)
	ESO Solutions Annual Maintenance					3,229	
	Target Solutions (Training Software)					10,781	
	Freedom App					1,379	
	Superion OSSl Maintenance Fees					2,932	
	Vimeo (Video Storage)					425	
	Zoom					150	
426600	PHYSICAL EXAM FEES	18,772	18,997	27,000	15,000	27,000	80

# CITY OF DECATUR 2021 BUDGET DETAIL

10	GENERAL FUND	2018 Actual	2019 Actual	2020 Budget	2020 Projected	2021 Budget	% vs 2020P
<hr/>							
070	FIRE						
<hr/>							
10470702	FIRE OPERATING EXPENSES						
<hr/>							
426700	PEST CONTROL	2,616	3,008	5,000	3,000	5,000	67
428000	PROFESSIONAL FEES	792	6,836	1,500	1,600	1,500	(6)
	Court Reporter					1,500	
428400	MEMBERSHIP FEES	3,224	4,349	4,649	4,649	4,304	(7)
	NFPA Membership					1,575	
	MABAS Membership					795	
	IFCA Membership					600	
	IAFC Membership					284	
	EMT License Renewals					1,000	
	Central IL Fire Chiefs Association					50	
428500	RECEPTION & ENTERTAINMENT	741	183	0	398	0	(100*)
428800	RENTAL - COPY MACHINE	4,764	5,051	7,010	4,320	7,010	62
429900	CONTRACTUAL SERVICES	0	0	29,660	0	32,625	100*
	Assistance to Firefighters grant expense \$29,660 grant; \$2,965 local share					32,625	
430200	PUBLICATIONS	3,464	86	1,500	1,500	1,500	
430300	HORTICULTURAL SUPPLIES	612	173	500	500	500	
430400	CLOTHING	89,119	105,967	111,500	77,653	111,500	44
	Turn out gear (est. 15-20 sets annually)					40,000	
	Boots, helmets, gloves and hoods					15,000	
	Uniforms					56,500	
430800	PERSONAL SAFETY GEAR	607	(180)	750	750	750	
430900	OXYGEN & OTHER CHEMICALS	6,486	7,631	6,000	7,800	6,000	(23)
431000	FUEL EXPENSE	59,690	54,660	77,944	47,944	68,489	43
431200	JANITORIAL SUPPLIES	8,420	8,690	8,000	8,000	8,000	
432000	MATERIALS - BUILDINGS	3,233	3,165	4,500	4,500	4,500	
432800	MATERIALS - EQUIPMENT	8,476	10,678	15,000	15,000	15,000	
433100	MEDICAL SUPPLIES	6,275	8,176	7,000	7,000	7,000	
434000	MINOR EQUIP & TOOLS	2,269	622	3,900	3,900	3,900	
434500	OFFICE SUPPLIES	4,404	3,540	4,500	4,500	4,500	
434600	TRAINING & TESTING SUPPLY	848	296	5,159	5,159	5,159	
	Regular department expense					4,250	
	Assistance to Firefighters grant expense carryover					909	
435700	EMPLOYEE RECOG SUPPLIES	138	0	600	600	600	
437000	OTHER COMMODITIES	1,275	929	1,450	1,450	1,450	
440900	PRINCIPAL PAYMENTS	7,779	8,402	9,056	128,382	12,770	(90)
	2020 Regions Note; 2013 Regions Note refi Johnson Controls Initiative					12,770	
441000	INTEREST PAYMENT	4,794	4,516	4,209	3,044	2,304	(24)
	2020 Regions Note; 2013 Regions Note refi Johnson Controls Initiative					2,304	
442300	RISK MANAGEMENT INSURANCE	501,636	569,700	549,564	549,564	472,848	(14)
442900	TRANSFER TO FIRE CAPITAL FUND	460,000	130,000	0	0	0	
444200	TRANSFER TO OTHER FUNDS	0	0	187,000	167,000	75,000	(55)
	Equip Replacement fund 61 balance needed for debt					75,000	
445100	EMERGENCY COMM CONTRACT	291,343	291,666	285,750	285,750	285,750	
446700	EDUCATIONAL SUPP FIRE PREVENT	3,481	526	2,700	2,700	2,000	(26)

# CITY OF DECATUR 2021 BUDGET DETAIL

10	GENERAL FUND		2018 Actual	2019 Actual	2020 Budget	2020 Projected	2021 Budget	% vs 2020P
070 FIRE								
10470702 FIRE OPERATING EXPENSES								
449900	SMALL CAPITAL ITEMS	68,747	69,431	223,082	193,000	469,100	>100*	
	Elkhart Nozzles					3,900		
	Thermal Imaging Cameras (4)					32,000		
	SCBA Air Bottles (10)					10,000		
	Opticom Emergency Vehicle Preemption (EVP)					125,000		
	Traffic Control Tech to decrease response times							
	Assistance to Firefighters grant expense air packs					298,200		
	\$271,091 grant; \$27,109 local share							
449910	FIRE PROGRAMS	5,844	4,628	0	2,000	0	(100*)	
452000	OTHER EQUIPMENT	33,184	22,464	36,190	36,190	34,290	(5)	
	SCBA Masks					4,500		
	Nozzles (various sizes/brands)					15,200		
	Salvage Covers					750		
	Axes (various sizes)					360		
	Halligan, 30" Pro-Bar					440		
	Vulcan Flashlights					940		
	Hose (various sizes)					8,600		
	Equipment Brackets					1,500		
	CAD Monitoring Equipment (TVs, mounts, receivers)					2,000		
	10470702 Total:	2,370,405	1,893,774	2,296,673	2,131,965	2,388,967	12	
	FIRE	TOTAL:	19,572,534	19,475,953	20,752,278	19,863,441	20,444,974	3



## **PUBLIC WORKS DEPARTMENT - STREET MAINTENANCE**

### **Program Description**

The Public Works Department maintains approximately 825 lane-miles of paved streets as follows:

- 696 lane-miles of asphalt streets
- 93 lane-miles of concrete streets
- 22 lane-miles of brick streets
- 14 lane-miles of streets with other paved surfaces
- Under an agreement with the State, the City maintains (pothole patching, snow/ice control, etc.) just over 36 lane-miles of State highways within the City:
  - Rt. 36/ Eldorado from Fairview to 27<sup>th</sup> St.
  - Rt. 105/ 22<sup>nd</sup> St. from Eldorado to Clay St.
  - Rt. 48 / Fairview from Eldorado to Sunset Ave
  - Rt. 51 / Franklin, Water and Main from Eldorado to Damon

As part of the street system:

- The City maintains 144 signalized intersections including 87 by contract for the State and 10 by contract for the County.
- The City maintains over 1,200 City owned street lights mostly in the downtown, along West Main to Millikin, and in Wabash Crossing.
- The City pays Ameren to maintain over 9,000 street lights. \$900,000 is proposed in the 2021 budget for street lighting which includes electricity for City owned lights and to maintain Ameren owned lights.

The City transfers approximately \$500,000 per year from State Motor Fuel Tax funds to reimburse for traffic signal maintenance, including electricity and costs for a City Electrician, a Traffic Signal Technician along with their equipment, materials and vehicles.

The Department receives around \$80,000 per year from the State for traffic signal maintenance. Approximately \$16,000 is collected yearly from the County for traffic signal maintenance. These funds are credited to the State MFT fund.

The Department receives around \$120,000 each year from the State for maintaining portions of State Routes in the City. These funds are credited to the General Fund.

### **Staffing**

The Public Works Department has 124 authorized positions in 4 Divisions, 4 of the authorized positions were not funded in the FY 2019 budget:

Street maintenance staffing varies with the priorities of the Department on any given day.

Engineering Division staff participate in project preparation and monitoring along with responding to the public on various street concerns. One engineer is devoted nearly exclusively to street maintenance. All Engineering Division expenses for street maintenance operations are funded by the General Fund.

The Municipal Services Division assigns work according to priority needs on a given day. In 2018, 28,966 personnel hours were for street maintenance, including pavement patching/repairs, snow/ice operations, and traffic operations. This reflects 15 people, or about 31% of the resources, in the Municipal Services Division assigned on a yearly basis to street maintenance operations. Transfers from the State Motor Fuel Tax fund offset 2 traffic signal maintenance positions. All other street maintenance operations in the Division are supported by the General Fund.

### **Budget Highlights**

The proposed programs, staffing, equipment and resource levels of the Public Works Department in FY 2020 track with those of the previous fiscal year except for the following proposed highlights, additions or deletions:

#### **Municipal Services Division**

1. It is proposed to replace 2 engineering vehicles at a cost of \$73,000.

#### **Municipal Services Division**

1. **Streets Section:** Proposes to be more proactive in cleaning and maintaining major rights of way areas. This will include increased funding for sidewalk improvements and herbicide application. Due to the COVID pandemic, there was not much sidewalk work accomplished in 2020, funding is again proposed in 2021 to increase this work.
2. **Traffic and Parking Section:** Increased funding is proposed to use contractor services for traffic signal maintenance. This is in response to increased use of contractors to assist in signal damage from vehicle accidents. Much of these fund expenditures are reimbursed through insurance claims.
3. **Traffic and Parking Section:** Funding is proposed to replace 2 outdoor warning sirens. There are 21 sirens in the City's outdoor warning system, 8 have been upgraded and the remainder are 25-30 years old. A brief review was made in 2020 for other options that may be better than the outdoor warning sirens with the availability of weather apps and special warning radios. It would be a

significant change to move away from the warning sirens if desired. New sirens generally run about \$25,000 each.

4. **Urban Forestry Section:** Increased costs for dumping of landscape waste results in a \$15,000 increase for these fees.
5. **Urban Forestry Section:** Tree replacement plans were put on hold in 2020 due to budget concerns. It is proposed that tree replacements in the downtown proceed in 2021. \$10,000 is budgeted for this work.

### **Performance Outcomes**

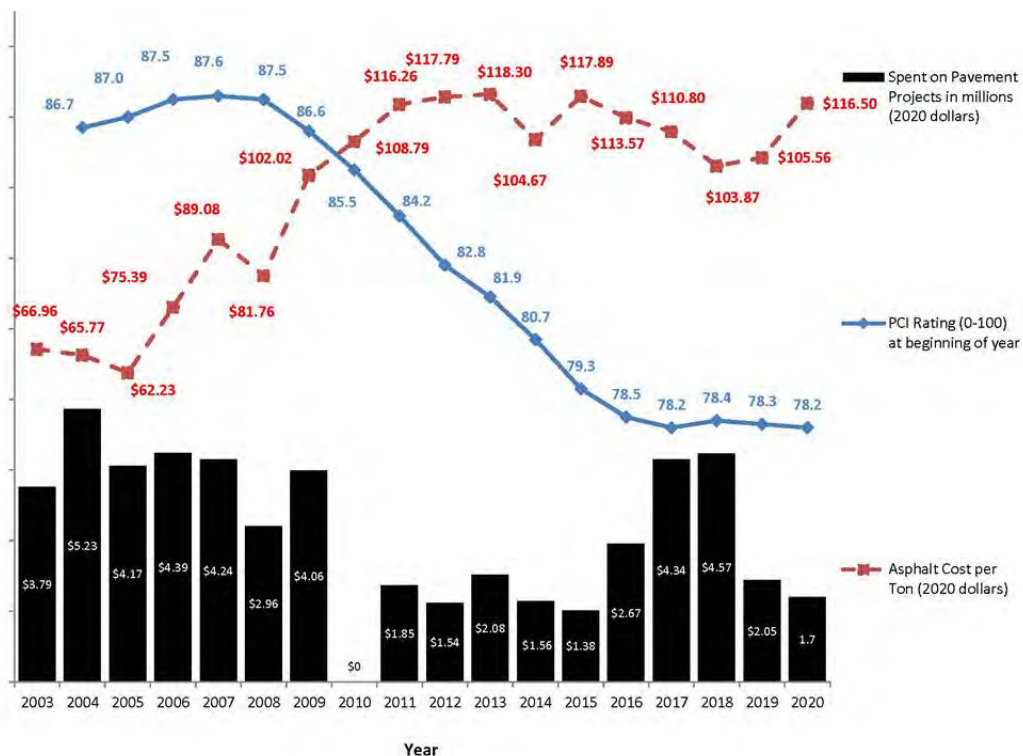
1. Track costs to perform major tasks performed by the Municipal Services Division.

**2020 Update:** The table below provides the Major Tasks performed by the Municipal Services Division and their associated costs.

Municipal Services Division - Major Tasks		
Section / Work Item	2019	2020
<b>Urban Forestry</b>		
Tree Removal	\$231,242	\$244,225
Mowing City ROW	\$177,894	\$249,759
<b>Streets</b>		
Street Repairs	\$311,471	\$229,373
Sidewalks	\$35,696	\$185,533
Spray Patcher	\$0	\$128,216
Pot Hole Patching	\$369,483	\$383,435
Street Sweeping	\$585,576	\$579,199
<b>Storm Drainage and Sanitary Sewers</b>		
Root Cutting	\$126,457	\$82,413
Cleaning Sewers	\$57,380	\$86,992
Ditching	\$62,201	\$73,311
Catch Basin Cleaning	\$54,840	\$104,138
<b>Various</b>		
Trash Removal	\$70,177	\$110,483
72 Hour Cleanups	\$244,695	\$252,756
Home Securing	\$48,009	\$34,456

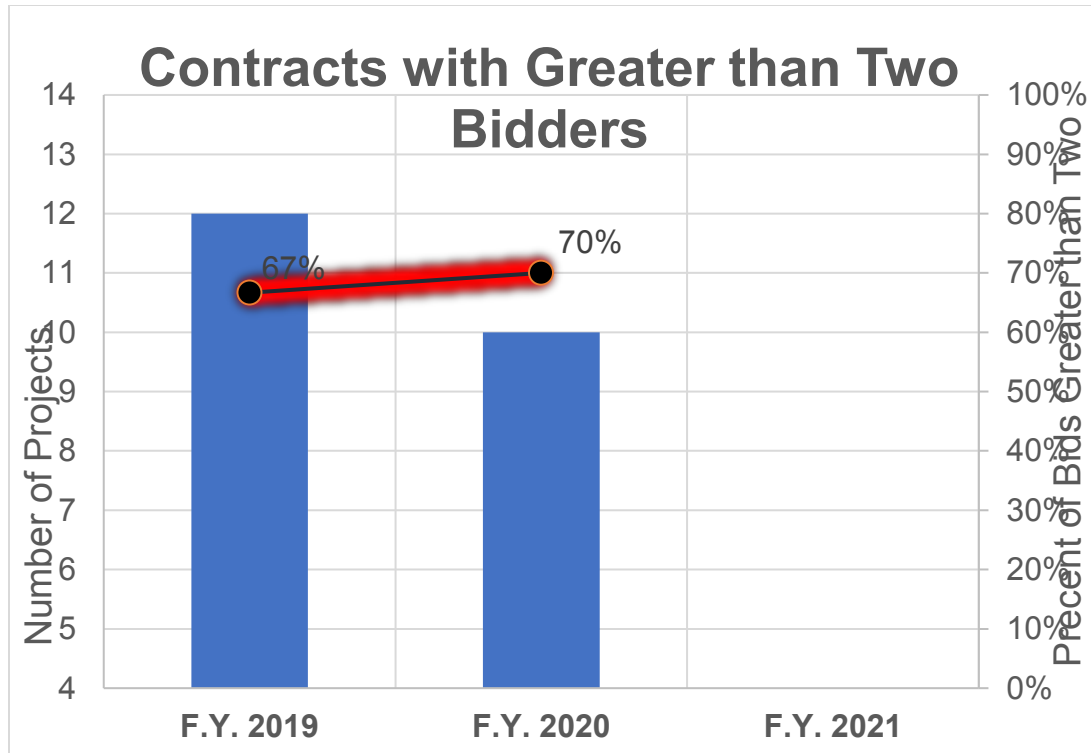
2. Track the incremental changes to the pavement condition index against the capital funds spent and project costs.

**2020 Update:** The chart below provides the pavement condition index (PCI) update for 2020 (through 2019). The PCI is at 78.2 which is slightly down from the previous years following an increase due to the surge in funding from the initial enactment of the Local Motor Fuel Tax. The PSI is now slowly declining since the surge. City streets are rated every two years. The new State gas tax and Rebuild Illinois Bond will provide a strong boost to future paving projects.



3. Monitor construction contracts by:
  - a. Tracking the percentage of contracts awarded with at least 2 bidders.

**2020 Update:** Public Works bid 10 projects in 2020 with seven of the projects receiving two or more bids. Two of the three projects that only received 1 bid are asphalt street paving projects. Road paving is specialized work limiting the number of contractors. It is also very difficult and expensive to haul the asphalt material long distances. The remaining project was the Johns Hill Water Service Replacement Project which was bid late in the year and had aggressive deadlines. Below is a summary of the contracts.



b. Tracking the percentage of contracts meeting the City's minority goals.

**2020 Update:** The 2020 projects are still being completed; the summary below provides the 2019 percentage of minority hours worked on City projects. The total number of hours worked is 60,752 with 13,361 (21.99%) being worked by minority workers.

2019 PROJECTS UNDER CHAPTER 28 MINORITY GOALS - HOURS WORKED SUMMARY												
Demographic	Number of Contracts in ePrizm: 22						2019 Contract Amount: \$21,246,019.40					
	Male			Female			Unspecified Gender			Total		
	Count	Hours Worked		Count	Hours Worked		Count	Hours Worked		Count	Hours Worked	
Unspecified	0	0	0	0	0	0	0	0	0	0	0	0
African American	86	12,426	20.45%	3	150	31.52%	0	0	0	87	12,461	20.39%
Caucasian	559	46,999	77.36%	18	325.86	68.48%	0	0	0	577	47,325	77.44%
Native American	0	0	0	0	0	0	0	0	0	0	0	0
Asian	4	466	0.77%	0	0	0	0	0	0	4	466	0.76%
Asian Pacific	0	0	0	0	0	0	0	0	0	0	0	0
Hispanic	8	470	0.77%	0	0	0.00%	0	0	0	8	470	0.77%
Latin America	0	0	0	0	0	0	0	0	0	0	0	0
Subcontinent Asian	0	0	0	0	0	0	0	0	0	0	0	0
Other	5	392	0.64%	0	0	0	0	0	0	5	392	0.64%
Totals	662	60,752	100.00%	21	475.86	100.00%	0	0	0	681	61,113	100%
Total Minority	98	13,361	21.99%	3	150	31.52%	0	0	0	99	13,396	21.92%

c. Tracking the percentage of completed contracts that met their approved minority goals.

**2020 Update:** The summary below provides the 2019 minority business enterprise contracts for City projects. All but one project met or exceeded the initial goal, the one exception was considered to be within the variability of the work completed.

FINAL SUBCONTRACTOR PARTICIPATION FOR 2019 PROJECTS										
Project #	Project Name	Contractor	Final Project Cost	Initial Subcontracting Estimate	Final Subcontracting Total	Initial MBE Estimate	Initial Waiver Status	Final MBE Amount	Final MBE %	Status of MBE Goal
2018-09	Misc. Sanitary and Storm Sewer Project	Entler Excavating	\$496,172	\$76,930	\$72,174	\$0	Good Faith Effort	\$0	0.00%	Evidence of good faith effort was documented
2018-25	Local MFT Street Improvements	Dunn Company	\$2,294,455	\$669,268	\$917,974	\$28,250	Good Faith Effort	\$66,071	2.88%	Evidence of good faith effort was documented
2018-28	2018 Trenchless Long Lining Repairs	Insituform Technologies	\$709,379	\$53,051	\$55,489	\$0	Good Faith Effort	\$0	0.00%	Evidence of good faith effort was documented
2018-10	2018 Annual Watermain Replacement	Burdick Plumbing & Heating	\$2,434,910	\$662,000	\$661,908	\$275,000	Goal Met	\$362,154	14.87%	Goal Exceeded
2018-36	Lake Office Parking & Pier Improvement	Christy-Foltz	\$383,220	\$226,562	\$244,720	\$39,532	Goal Met	\$35,866	9.36%	Goal Not Met
2019-01	ML King Watermain Flow Meter Test Vault	Entler Excavating	\$51,900	\$0	\$0	\$0	No Subs	\$0	0.00%	Subcontracting is not required
2019-14	Manhole Rehabilitation Project	Front Range Environmental	\$160,200	\$0	\$0	\$0	No Subs	\$0	0.00%	Subcontracting is not required
2019-23	2019 Valve & Hydrant Replacement	Kinney Contractors	\$461,800	\$0	\$0	\$0	No Subs	\$0	0.00%	Subcontracting is not required
2019-28	2019 Trenchless Long Lining Repairs	Insituform Technologies	\$500,959	\$66,090	\$70,939	\$56,320	Goal Met	\$57,007	11.38%	Goal Exceeded
<b>Totals</b>			<b>\$7,492,995</b>	<b>\$1,753,901</b>	<b>\$2,023,204</b>	<b>\$399,102</b>		<b>\$521,098</b>	<b>6.95%</b>	

Note: This list only includes those projects for which the MBE and Hourly requirements applied.

# CITY OF DECATUR 2021 BUDGET DETAIL

10	GENERAL FUND	2018 Actual	2019 Actual	2020 Budget	2020 Projected	2021 Budget	% vs 2020P
<b>080 PUBLIC WORKS ADMIN</b>							
<b>10480801 PW MSC ADMIN PERSONNEL</b>							
409000	SALARIES	172,740	177,508	181,058	183,862	184,679	0
410100	OVERTIME	0	7,086	5,000	2,530	5,000	98
410500	PENSION CONTRIBUTION	20,401	18,028	20,589	20,415	22,926	12
410700	FICA/MEDICARE	13,027	13,867	14,358	14,270	14,640	3
411100	LIFE INSURANCE	506	522	576	530	588	11
411200	MEDICAL INSURANCE	28,600	36,100	35,500	35,100	31,200	(11)
411500	SERVICE RECOGNITION	1,510	1,570	1,630	1,780	1,690	(5)
10480801 Total:		<b>236,784</b>	<b>254,681</b>	<b>258,711</b>	<b>258,487</b>	<b>260,723</b>	<b>1</b>
<b>10480802 PW ADM OPERATING EXPENSE</b>							
408899	MISC EXPENSE	100	3,971	20,000	0	0	
411300	TO EMPL BENEFITS-UNEMPLOYMENT	120	156	72	72	72	
420200	PRINTING AND BINDING	0	0	100	0	100	100*
	Not used often in PW Adm Dept					100	
421700	SERV TO MAINT COMM EQUIP	33,220	39,260	37,000	37,000	37,000	
	Entire PW Dept Starcom21 Fees, does not include water management dept					37,000	
423300	TELEPHONE	393	783	1,000	700	1,000	43
	Verizon Wireless, Call One					1,000	
424000	TRAINING SCHOOL EXPENSES	0	0	300	0	2,000	100*
	Bridge Training \$1500/Misc \$500					2,000	
424100	CONFERENCES & TRAVEL	1,777	861	3,500	120	3,000	>100*
	APWA					2,000	
	APWA IL Conference					200	
	T.H.E. Conference					100	
	Local APWA section MTGS					100	
	Misc.					600	
424500	POSTAGE	110	35,007	25,000	20,000	20,000	
	Monthly postage charges. Certified mailing for annexation notices was deceased this year.					20,000	
424700	COMPUTER SOFTWARE	25,000	25,000	25,000	25,000	34,000	36
	Eprism Soft \$25,000 Gov Permitting Code \$9,000					34,000	
425300	RECORDING FEES	0	0	250	0	250	100*
	Per City Clerk, PW does not pay filling charges on annexations. Lowered amnt for that purpose.					250	
428000	PROFESSIONAL FEES	67,746	72,278	70,000	60,000	72,000	20
	Court reporter					125	
	JULIE					1,875	
	USIC					70,000	
428400	MEMBERSHIP FEES	335	2,268	1,100	900	1,435	59
	IPWMAN					500	
	APWA					170	
	ASCE					300	
	WEF/AWWA					465	
428500	RECEPTION & ENTERTAINMENT	587	588	700	150	700	>100*
	Business breakfast & lunch meetings/PW Week lunch					700	
428800	RENTAL - COPY MACHINE	1,902	2,391	1,950	1,950	1,950	

# CITY OF DECATUR 2021 BUDGET DETAIL

10	GENERAL FUND	2018 Actual	2019 Actual	2020 Budget	2020 Projected	2021 Budget	% vs 2020P
<hr/>							
080	PUBLIC WORKS ADMIN						
10480802	PW ADM OPERATING EXPENSE						
430200	PUBLICATIONS	170	696	500	312	500	60
	City Directory \$300/Business cards for dept					500	
434000	MINOR EQUIP & TOOLS	0	0	100	100	100	
	Not used often in PW Adm					100	
434500	OFFICE SUPPLIES	3,477	4,896	6,000	4,514	6,000	33
	Entire PW department					6,000	
435700	EMPLOYEE RECOG SUPPLIES	366	684	700	150	700	>100*
	Public Works lunch at MSC/flowers/retirements, etc.					700	
440900	PRINCIPAL PAYMENTS	112,089	115,330	118,615	118,586	121,965	3
	2015 Soy Capital Note; Motorola Radio Project					121,965	
441000	INTEREST PAYMENT	16,512	13,271	9,986	10,015	6,636	(34)
	2015 Soy Capital Note; Motorola Radio Project					6,636	
442300	RISK MANAGEMENT INSURANCE	780	780	504	504	432	(14)
449900	SMALL CAPITAL ITEMS	6	6	3,200	500	500	
	Misc					500	
	10480802 Total:	264,690	318,226	325,577	280,573	310,340	11
	PUBLIC WORKS ADMIN						
	TOTAL:	501,474	572,907	584,288	539,060	571,063	6



# CITY OF DECATUR 2021 BUDGET DETAIL

10	GENERAL FUND	2018 Actual	2019 Actual	2020 Budget	2020 Projected	2021 Budget	% vs 2020P
<hr/>							
<b>082</b>	<b>ENGINEERING</b>						
<hr/>							
<b>10480821</b>	<b>ENGINEERING PERSONNEL</b>						
409000	SALARIES	617,990	678,338	764,962	691,662	794,985	15
410100	OVERTIME	19,728	21,100	22,000	3,885	22,000	>100*
410200	TEMPORARY SALARIES	0	9,600	0	0	0	
410500	PENSION CONTRIBUTION	74,903	69,320	91,560	75,180	98,679	31
410700	FICA/MEDICARE	47,724	53,935	63,850	52,480	63,013	20
411100	LIFE INSURANCE	1,169	1,372	1,806	1,340	1,734	29
411200	MEDICAL INSURANCE	127,557	182,600	213,000	175,500	187,200	7
411500	SERVICE RECOGNITION	4,783	2,928	6,530	2,630	6,715	>100*
10480821 Total:		<b>893,854</b>	<b>1,019,193</b>	<b>1,163,708</b>	<b>1,002,677</b>	<b>1,174,326</b>	<b>17</b>
<hr/>							
<b>10480822</b>	<b>ENGINEERING OPERATING</b>						
411300	TO EMPL BENEFITS-UNEMPLOYMENT	684	684	348	348	420	21
420300	GRAPHIC REPRODUCTIONS	3,056	564	1,500	250	1,500	>100*
	Decatur Blueprint-Project Plans and Specification, printing expenses are taken out of project accounts when possible. Currently coded to publications, will code back to this line item in the future.					1,500	
421300	SERV-OFFICE EQUIPMENT	0	0	100	0	100	100*
	Misc equipment repairs, microfilm, laserfiche					100	
421400	SERVICE- OTHER EQUIP	732	850	1,500	1,000	1,500	50
	Repair/Calibrate equipment/Concrete Testing/Lath					1,500	
423300	TELEPHONE	8,712	8,464	11,500	7,600	9,000	18
	Verizon Wireless, Call One					9,000	
424000	TRAINING SCHOOL EXPENSES	429	3,602	5,500	1,100	3,000	>100*
	Stormwater Training					500	
	University of Wisconsin - 1 employee					2,200	
	IDOT training					300	
424100	CONFERENCES & TRAVEL	2,607	2,079	5,900	600	7,400	>100*
	APWA Conference, Caswell/Enyart (STL & Peoria)					2,400	
	APWA Conference, Griffin/Various					2,400	
	T.H.E. Conference, Caswell/Enyart					400	
	Watercon, Caswell					500	
	ESRI Midwest Conference, Pinnell					1,000	
	GIS Annual Conference, Pinnell					600	
	Miscellaneous					100	
424300	MOTOR VEHICLE EXPENSES	33,396	22,656	36,180	36,180	12,348	(66)
424500	POSTAGE	645	1,051	2,000	600	2,000	>100*
	Monthly postage charges, FedEx, Project mailings previously charged to project account and paid from funds 45,46,70, and 80 at the direction of the Finance Director.					2,000	
424700	COMPUTER SOFTWARE	10,514	10,940	12,000	12,140	13,500	11
	Autocad					10,500	
	Lucity					3,000	
427100	TEMP AGENCY SERVICES	22,850	23,727	46,000	2,567	18,000	>100*
	Two summer interns @ \$9,000 each					18,000	

# CITY OF DECATUR 2021 BUDGET DETAIL

10	GENERAL FUND		2018 Actual	2019 Actual	2020 Budget	2020 Projected	2021 Budget	% vs 2020P
082 ENGINEERING								
10480822 ENGINEERING OPERATING								
427500	UTILITY LICENSE	0	200	200	500	0	(100*)	
	CSX Transportation Contract, Top Flight Grain Coop, IL Central. Contracts to be moved to appropriate fund for 2021 (Sewer/Water/Storm)					0		
428000	PROFESSIONAL SERVICES	11,208	0	8,000	0	38,000	100*	
	Testing for projects					5,000		
	Bridge analysis					3,000		
	Inspection of parking garage B & C					30,000		
428400	MEMBERSHIP FEES	1,618	820	1,915	1,240	1,765	42	
	WEF- Caswell					150		
	ITE					350		
	NASCO					300		
	APWA					600		
	IL GIS					65		
	Misc.					300		
428800	RENTAL - COPY MACHINE	810	1,032	2,535	970	2,535	>100*	
430200	PUBLICATIONS	1,511	1,215	1,500	1,636	1,500	(8)	
	Advertisements for City Projects charged to project accounts.					1,500		
430700	GENERAL SAFETY GEAR	959	375	800	500	800	60	
	Vests, Hard Hats, Steele Toe Work Boots, Safety Vests & Equipment in Vehicles.					800		
431000	FUEL EXPENSE	6,320	5,716	8,670	4,000	6,815	70	
434000	MINOR EQUIP & TOOLS	1,271	1,270	2,000	1,200	2,000	67	
	Concrete Cylinder Molds, No Parking Signs, Paint, Laths, Small Hand Tools; Const. Related. Restock supplies close to the end of the year.					2,000		
442300	RISK MANAGEMENT INSURANCE	3,948	3,912	3,132	3,132	2,700	(14)	
449900	SMALL CAPITAL ITEMS	44	22	1,900	1,400	1,900	36	
	Digital levels					500		
	Concrete air tester					900		
	Misc.					500		
451000	AUTOMOTIVE EQUIPMENT	0	0	73,000	0	73,000	100*	
	SUV #565					45,000		
	Deferred from 2020							
	Full size van #569					28,000		
	Deferred from 2020							
10480822 Total:		111,314	89,179	226,180	76,963	199,783	>100*	
ENGINEERING		TOTAL:	1,005,168	1,108,372	1,389,888	1,079,640	1,374,109	27

# CITY OF DECATUR 2021 BUDGET DETAIL

10	GENERAL FUND	2018 Actual	2019 Actual	2020 Budget	2020 Projected	2021 Budget	% vs 2020P
<hr/>							
083	MUNICIPAL SERVICES						
<hr/>							
10480831	MUNICIPAL SERVICES PERSONNEL						
409000	SALARIES	2,369,091	2,358,746	2,559,903	2,395,214	2,671,675	12
410100	OVERTIME	119,771	156,725	150,000	156,140	150,000	(4)
410200	TEMPORARY SALARIES	0	0	50,000	0	0	
410500	PENSION CONTRIBUTION	292,811	245,451	307,383	300,000	343,294	14
410700	FICA/MEDICARE	184,866	186,394	214,356	205,500	219,215	7
411100	LIFE INSURANCE	3,619	3,673	4,710	3,790	4,716	24
411200	MEDICAL INSURANCE	641,746	788,144	798,750	788,600	702,000	(11)
411500	SERVICE RECOGNITION	16,740	16,817	44,890	24,105	43,885	82
10480831 Total:		3,628,644	3,755,950	4,129,992	3,873,349	4,134,785	7
<hr/>							
10480832	MUNICIPAL SERV OPERATING EXP						
411300	TO EMPL BENEFITS-UNEMPLOYMENT	2,844	3,636	1,680	1,680	1,800	7
423100	ELECTRICITY	46,372	33,288	38,500	19,000	19,900	5
	Average for 12 months + 5%					19,900	
423200	NATURAL GAS	5,856	5,283	8,100	6,800	7,130	5
	Average for 12 months + 5%					7,130	
423300	TELEPHONE	15,980	17,219	16,755	22,300	25,000	12
	Average for 12 months + 5%					25,000	
424300	MOTOR VEHICLE EXPENSES	996	660	2,292	2,292	516	(77)
426500	MEDICAL EXPENSES	0	0	600	600	600	
	Drug Test for accidents					600	
426900	WEATHER SERVICES	4,275	4,275	4,682	4,682	4,776	2
	Weather Service + 2% contract max					4,776	
427100	TEMPORARY AGENCY FEES	74,758	113,176	80,000	67,250	90,000	34
	Temp Services for Traffic, Streets & Forestry					90,000	
428800	RENTAL-COPY MACHINE	1,324	1,299	1,500	600	1,300	>100*
431000	GASOLINE	543	608	867	500	575	15
442300	RISK MANAGEMENT INSURANCE	596,628	584,916	610,800	610,800	599,400	(2)
10480832 Total:		749,576	764,360	765,776	736,504	750,997	2
<hr/>							
MUNICIPAL SERVICES TOTAL:		4,378,220	4,520,310	4,895,768	4,609,853	4,885,782	6

# CITY OF DECATUR 2021 BUDGET DETAIL

10	GENERAL FUND	2018 Actual	2019 Actual	2020 Budget	2020 Projected	2021 Budget	% vs 2020P
<hr/>							
084	STREETS						
<hr/>							
10480842	STS & SEWERS OPERATING						
<hr/>							
420200	PRINTING AND BINDING	560	0	400	300	400	33
	Time Cards, Business cards					400	
421400	SERVICE- OTHER EQUIP	864	1,086	1,800	2,000	1,800	(10)
	Sure Sharp \$1800 for repairs of small equipment					1,800	
424000	TRAINING SCHOOL EXPENSES	750	0	900	0	900	100*
	Vactor Training School for 2 employees					900	
424100	CONFERENCES & TRAVEL	460	150	1,200	0	3,500	100*
	APWA Day passes \$700/APWA STL \$2000					2,700	
	IPSI - Rob Wagers					800	
424300	MOTOR VEHICLE EXPENSES	501,948	492,144	586,440	586,440	576,444	(2)
424500	POSTAGE	64	31	60	60	60	
426400	LANDFILL SERV/LANDSCAPE WASTE	139,399	163,966	120,000	140,000	140,000	
	Landfill price raised/72 hour cleanups/sweeping					140,000	
428400	MEMBERSHIP FEES	861	866	1,000	700	700	
	APWA Membership					700	
428900	RENTAL - EQUIPMENT	0	0	1,000	500	1,000	100
	Small equipment rental (Bricksaw, Mini Excavator)					1,000	
430200	PUBLICATIONS	0	557	300	300	300	
	City Directory-November Purchase					300	
430700	GENERAL SAFETY GEAR	2,659	2,243	3,500	3,500	3,500	
	Safety Vest, Rain Gear, Rubber Boots (Big Purchase in Fall)					3,500	
430800	PERSONAL SAFETY GEAR	3,084	3,635	4,200	4,200	4,200	
	Steele Toe Boots, Safety Glasses,					4,200	
430900	CHEMICALS	803	0	0	805	1,000	24
	Weed killer to spray medians					1,000	
431000	FUEL EXPENSE	115,055	106,361	150,419	96,749	131,941	36
432200	MAT FOR STREETS & ALLEYS	124,441	117,784	120,000	120,000	120,000	
	Concrete, rock asphalt, emulsion					120,000	
432400	MATERIALS - SEWERS	498	0	0	0	0	
432600	MATERIAL FOR SIDEWALKS	1,439	2,410	25,000	10,000	30,000	>100*
	Concrete, sand, form lumber, truncate domes					30,000	
432800	MATERIALS - EQUIPMENT	40	1,982	1,750	800	1,500	88
	Parts for Chain Saws, Weedeaters, Blowers					1,500	
434000	MINOR EQUIP & TOOLS	7,703	9,186	12,000	12,000	12,000	
	Minor Hand tools, Saws, Drills, Blowers					12,000	
435700	EMPLOYEE RECOG SUPPLIES	61	140	0	78	0	(100*)
435800	MAT FOR SNOW & ICE	10,048	6,923	15,000	15,000	15,000	
	Snow Fence, T-Post Calcium Chloride					15,000	
436000	TRAFFIC CONTROL SUPPLIES	3,466	3,694	5,000	5,000	5,000	
	Barricades, Cones, Batteries					5,000	

# CITY OF DECATUR 2021 BUDGET DETAIL

10	GENERAL FUND		2018 Actual	2019 Actual	2020 Budget	2020 Projected	2021 Budget	% vs 2020P
<hr/>								
084	STREETS							
<hr/>								
10480842	STS & SEWERS OPERATING							
<hr/>								
449900	SMALL CAPITAL ITEMS		3,085	11,257	10,000	0	10,000	100*
	Arrowboards						6,000	
	Plate compactor						2,000	
	Power screed						2,000	
	10480842 Total:		917,288	924,415	1,059,969	998,431	1,059,245	6
	STREETS	TOTAL:	917,288	924,415	1,059,969	998,431	1,059,245	6

# CITY OF DECATUR 2021 BUDGET DETAIL

10	GENERAL FUND	2018 Actual	2019 Actual	2020 Budget	2020 Projected	2021 Budget	% vs 2020P
<b>086 TRAFFIC &amp; PARKING</b>							
<b>10480862 TRAF PARKING OPERATING</b>							
420900	SERV - CENTRAL PARK/CITY PLAZA	14,435	19,390	39,000	13,000	30,000	>100*
	Pest control for transfer house/fountain, turf, irrigation maintenance/backflow prevention certification/repair					30,000	
421000	SERVICE TO MAINT BUILDINGS	239	277	2,000	1,003	2,000	99
	Bird netting in Garage C, miscellaneous repairs for Garage C (drainage issues).					2,000	
421400	SERVICE- OTHER EQUIP	10,448	11,737	12,000	1,000	2,000	100
	Repairs to mowers, blowers, weed eaters					2,000	
422100	SERV - STREET LIGHTING	15,375	16,489	15,000	15,000	15,000	
	Funds for Contractors to do emergency repairs such as knockdowns.					15,000	
422200	SERV - TRAFFIC EQUIP	19,796	(9,619)	15,000	72,279	30,000	(58)
	Funds for Contractors to do emergency repairs, Signal pole & controller knock downs. Some cost are reimbursed by insurance.					30,000	
423500	ELECTRICITY-STREET LIGHTS	1,409,684	1,071,706	1,190,300	952,000	900,000	(5)
423600	ELECTRICITY-TRAFFIC LIGHTS	132,090	107,857	115,369	114,200	132,000	16
424000	TRAINING SCHOOL EXPENSES	509	911	2,000	0	2,000	100*
	Required electrician training & certification					2,000	
424300	MOTOR VEHICLE EXPENSES	73,416	45,096	46,884	46,884	46,992	0
424500	POSTAGE	1,060	695	1,000	1,000	1,000	
	Charges to ship controllers, etc., for repairs.					1,000	
424700	COMPUTER SOFTWARE	0	697	5,000	0	0	
428000	PROFESSIONAL SERVICES	0	0	0	22,845	0	(100*)
428400	MEMBERSHIP FEES	635	540	300	295	300	2
	Annual IMSA membership fee for Cliff Bruce					90	
	Annual IMSA membership fee for Robert Flack					90	
	CDL Renewal for Flack/Bruce					120	
430800	PERSONAL SAFETY GEAR	2,195	1,796	2,500	2,500	2,500	
	Steel toe boots, gloves, safety glasses					2,500	
431000	FUEL EXPENSE	12,482	10,247	16,590	11,200	13,403	20
431200	JANITORIAL SUPPLIES	178	119	250	250	250	
	Paper towels, shop wipes					250	
432000	MATERIALS - BUILDINGS	2,126	1,029	3,000	3,000	3,000	
	Ice melt, etc. for Garage C					3,000	
432100	MATERIAL FOR SIGNS	42,254	46,858	55,000	55,000	55,000	
	Paint, Gas cylinder refills for "burn downs", Sign sheeting, Aluminum blanks and poles.					55,000	
432500	MATERIAL - CENTRAL PARK	4,705	6,305	6,000	6,000	6,000	
	Mulch, chemicals for Fountain Maintenance, light bulbs for Transfer House, Flags					6,000	
432710	MATERIAL TRAFFIC SIGNALS	73,292	76,481	70,000	70,000	70,000	
	Materials for Knock Down repairs, light bulbs, lenses, replacement electrical cabinets. Highly variable due to random vehicle damage.					70,000	
432720	MATERIALS - ADOPT A STREET	1,116	151	1,500	200	1,000	>100*
	Litter grabbers, vests, bags					1,000	
432800	MATERIALS - EQUIPMENT	864	531	1,000	1,000	1,000	
	Hand held radio batteries, paint gun for paint truck, small equipment parts.					1,000	

# CITY OF DECATUR 2021 BUDGET DETAIL

10	GENERAL FUND	2018 Actual	2019 Actual	2020 Budget	2020 Projected	2021 Budget	% vs 2020P
<hr/>							
086	TRAFFIC & PARKING						
<hr/>							
10480862	TRAF PARKING OPERATING						
432900	MATERIAL - STREET LIGHTS	19,496	14,934	15,000	16,000	15,000	(6)
	Light bulbs, especially lights in Wabash Crossing (20+ years old)					15,000	
433000	MATERIAL - SIRENS	31,349	32,304	13,500	20,000	55,000	>100*
	Battery replacements					15,000	
	Replace 2 sirens/year @ \$20,000/siren					40,000	
434000	MINOR EQUIP & TOOLS	3,137	3,389	4,000	6,000	6,000	
	Tools for downtown/Central Park mainte					6,000	
440900	PRINCIPAL PAYMENTS	3,334	3,614	3,901	55,028	5,474	(90)
	2020 Regions Note; 2013 Regions Note refi Johnson Controls Initiative					5,474	
441000	INTEREST PAYMENT	2,055	1,936	1,813	1,306	988	(24)
	2020 Regions Note; 2013 Regions Note refi Johnson Controls Initiative					988	
447200	BOND OR NOTE ISSUANCE COSTS	0	0	0	1,552	0	(100*)
449900	SMALL CAPITAL ITEMS	1,704	2,114	9,500	8,792	5,000	(43)
	Downtown Maintenance					5,000	
455200	VEHICLE LEASE PAYMENT	6,554	1,640	0	0	0	
10480862 Total:		1,884,528	1,469,224	1,647,407	1,497,334	1,400,907	(6)
<hr/>							
TRAFFIC & PARKING TOTAL:		1,884,528	1,469,224	1,647,407	1,497,334	1,400,907	(6)

# CITY OF DECATUR 2021 BUDGET DETAIL

10	GENERAL FUND	2018 Actual	2019 Actual	2020 Budget	2020 Projected	2021 Budget	% vs 2020P
<b>088 URBAN FORESTRY</b>							
<b>10480882 FORESTRY OPERATING</b>							
420200	PRINTING AND BINDING	40	0	50	0	50	100*
	Doorhangers, pamphlets.					50	
420400	HAZARDOUS TREE REMOVAL	133,356	111,896	125,000	60,000	110,000	83
	Funding for contract removal of trees					110,000	
420800	LANDSCAPE WASTE	10,440	2,180	10,000	20,481	25,000	22
	Dumping debris @ R&R services/most wood debris given away to citizens as mulch and "firewood". higher dumping fees and more debris due to trimming program not as extensive as need and lack of personnel					25,000	
421000	SERVICE TO MAINT BUILDINGS	23,408	27,515	30,000	30,000	30,000	
	HVAC maintenance, water heater maintenance and repairs.					30,000	
421400	SERVICE- OTHER EQUIP	3,121	870	3,000	2,000	3,000	50
	Mower, chainsaw, MSC Ice machine, etc repairs					3,000	
424000	TRAINING SCHOOL EXPENSES	0	250	500	0	500	100*
	Arborist training when available					500	
424300	MOTOR VEHICLE EXPENSES	186,756	226,248	230,736	230,736	250,356	9
424500	POSTAGE	9	4	100	100	100	
	Letters to residents to abate tree issues and when trees are going to be removed					100	
426700	PEST CONTROL	210	0	300	0	300	100*
	Pest control at MSC and occassional wasp nest removals in City trees					300	
427800	TREE REPLACEMENT	0	0	10,000	0	40,000	100*
	Replace Dead Trees Downtown \$500/tree					40,000	
428060	JANITORIAL SERVICES	42,840	43,445	44,460	44,460	45,360	2
428400	MEMBERSHIP FEES	845	665	295	481	500	4
	Tree City USA/Misc					220	
	Int. Society of Arboriculture/IL Arborist Assoc.					180	
	IL Pesticide Licenses for 5 employees					100	
429900	CONTRACTUAL SERVICES	49,917	61,734	55,000	45,000	60,000	33
	Compressor maint, contracts-weed spraying, garb. serv, bird control & slope mower rent					60,000	
430300	HORTICULTURAL SUPPLIES	418	311	300	0	300	100*
	Mulch, flowers for MSC					300	
430700	GENERAL SAFETY GEAR	1,747	1,439	1,500	500	1,500	>100*
	Ropes, signage, cones for Forestry Crews					1,500	
430800	PERSONAL SAFETY GEAR	938	875	1,500	1,500	1,500	
	Steel toe boots, gloves, safety glasses					1,500	
430900	CHEMICALS	0	1,330	1,000	555	1,000	80
	Herbicides for drainage ditches, other City projects. End of the year purchases.					1,000	
431000	FUEL EXPENSE	34,171	30,322	46,394	23,000	38,677	68
431200	JANITORIAL SUPPLIES	2,859	2,870	5,000	2,500	3,000	20
	Used mainly by custodial contractor					3,000	
432000	MATERIALS - BUILDINGS	769	1,570	3,000	3,000	3,000	
	Batteries for door locks, replacement light wall packs, bulbs, ceiling tiles, etc.					3,000	
432800	MATERIALS - EQUIPMENT	2,723	4,129	4,000	100	3,000	>100*
	Blades for mowers, chains for chainsaws, mower rope pulleys, handles, etc.					3,000	



# CITY OF DECATUR 2021 BUDGET DETAIL

10	GENERAL FUND	2018 Actual	2019 Actual	2020 Budget	2020 Projected	2021 Budget	% vs 2020P
<hr/>							
088	URBAN FORESTRY						
<hr/>							
10480882	FORESTRY OPERATING						
434000	MINOR EQUIP & TOOLS	2,301	5,421	5,000	1,000	3,000	>100*
	Replacement of small chainsaw w/increased activiti					3,000	
449900	SMALL CAPITAL ITEMS	5,387	429	10,000	9,750	10,000	3
	Replace 2 walk behind mowers					10,000	
10480882 Total:		502,255	523,503	587,135	475,163	630,143	33
<hr/>							
URBAN FORESTRY TOTAL:		502,255	523,503	587,135	475,163	630,143	33
<hr/>							
Fund Revenue TOTAL:		66,072,886	69,111,837	70,500,000	67,430,067	70,300,000	
Fund Expense TOTAL:		66,046,791	66,352,994	70,300,000	67,920,317	71,200,000	
SURPLUS (DEFICIT):		26,095	2,758,843	200,000	(490,250)	(900,000)	



## Public Safety Funds

### Fund Summary

(Whole \$)

#### Fund Name and Number

#### 25 Police State Drug Enforcement

Account for revenues received through state qualified drug enforcement seizures and expenditures to enhance law enforcement efforts.

	2018 Actual	2019 Actual	2020 Budget	2020 Projection	2021 Budget
Fund Revenue	\$ 414,005	\$ 193,078	\$ 192,700	\$ 92,220	\$ 103,500
Fund Expense	\$ 579,509	\$ 189,188	\$ 321,360	\$ 164,784	\$ 229,520
<b>Surplus / (Deficit)</b>	<b>\$ (165,504)</b>	<b>\$ 3,890</b>	<b>\$ (128,660)</b>	<b>\$ (72,564)</b>	<b>\$ (126,020)</b>
<i>Beginning Cash Balance</i>	<i>\$ 718,795</i>	<i>\$ 315,095</i>	<i>\$ 203,973</i>	<i>\$ 203,973</i>	<i>\$ 131,409</i>
<i>Balance Sheet Adjustments</i>	<i>\$ (238,196)</i>	<i>\$ (115,012)</i>			
<b>Ending Cash Balance</b>	<b>\$ 315,095</b>	<b>\$ 203,973</b>	<b>\$ 75,313</b>	<b>\$ 131,409</b>	<b>\$ 5,389</b>

#### 26 Police DUI Fines & Fees

Account for revenues received from DUI fines and fees.

Fund Revenue	87,329	90,712	120,300	105,250	107,100
Fund Expense	101,549	27,206	151,000	98,700	131,000
<b>Surplus / (Deficit)</b>	<b>(14,220)</b>	<b>63,506</b>	<b>(30,700)</b>	<b>6,550</b>	<b>(23,900)</b>
<i>Beginning Cash Balance</i>	<i>\$ 184,937</i>	<i>\$ 170,717</i>	<i>\$ 234,223</i>	<i>\$ 234,223</i>	<i>\$ 240,773</i>
<i>Balance Sheet Adjustments</i>					
<b>Ending Cash Balance</b>	<b>\$ 170,717</b>	<b>\$ 234,223</b>	<b>\$ 203,523</b>	<b>\$ 240,773</b>	<b>\$ 216,873</b>

#### 27 Police Lab and Programs

Account for court fine revenue received from Macon County Court.

Fund Revenue	15,374	7,128	3,300	3,077	1,800
Fund Expense	22,144	17,110	41,000	20,851	25,000
<b>Surplus / (Deficit)</b>	<b>(6,770)</b>	<b>(9,982)</b>	<b>(37,700)</b>	<b>(17,774)</b>	<b>(23,200)</b>
<i>Beginning Cash Balance</i>	<i>\$ 62,136</i>	<i>\$ 219,501</i>	<i>\$ 209,519</i>	<i>\$ 209,519</i>	<i>\$ 191,745</i>
<i>Balance Sheet Adjustments</i>	<i>\$ 164,135</i>				
<b>Ending Cash Balance</b>	<b>\$ 219,501</b>	<b>\$ 209,519</b>	<b>\$ 171,819</b>	<b>\$ 191,745</b>	<b>\$ 168,545</b>

#### 30 Police Federal Drug Enforcement

Account for revenues received through federal qualified drug enforcement seizures and expenditures to enhance law enforcement efforts.

Fund Revenue	118,042	39,775	85,200	148,548	85,200
Fund Expense	-	25,668	150,000	15,794	175,000
<b>Surplus / (Deficit)</b>	<b>118,042</b>	<b>14,107</b>	<b>(64,800)</b>	<b>132,754</b>	<b>(89,800)</b>
<i>Beginning Cash Balance</i>	<i>\$ -</i>	<i>\$ 118,042</i>	<i>\$ 132,149</i>	<i>\$ 132,149</i>	<i>\$ 264,903</i>
<i>Balance Sheet Adjustments</i>					
<b>Ending Cash Balance</b>	<b>\$ 118,042</b>	<b>\$ 132,149</b>	<b>\$ 67,349</b>	<b>\$ 264,903</b>	<b>\$ 175,103</b>



## Public Safety Funds

### Fund Summary

(Whole \$)

#### Fund Name and Number

2018 Actual	2019 Actual	2020 Budget	2020 Projection	2021 Budget
----------------	----------------	----------------	--------------------	----------------

#### 32 Fire Grant Funding

Account for the use of monies received through grants for the benefit of the Decatur Fire Department operation. Expense moved to Division 070 in 2020.

Fund Revenue Total:	-	100,000	-	-	-
Fund Expense Total:	-	100,000	-	-	-
<b>Surplus / (Deficit)</b>	-	-	-	-	-
<i>Beginning Cash Balance</i>	\$ -	\$ -	\$ -	\$ -	\$ -
<i>Balance Sheet Adjustments</i>					
<b>Ending Cash Balance</b>	\$ -	\$ -	\$ -	\$ -	\$ -

#### 33 Police Capital

Revenues received used to defray the expense of Police Department capital expenditures. Fund consolidated into Equipment Replacement Fund 61 and Police Division 065 in 2020.

Fund Revenue	191,883	1,387,593	-	-	-
Fund Expense	312,760	1,747,911	-	-	-
<b>Surplus / (Deficit)</b>	<b>(120,877)</b>	<b>(360,318)</b>	-	-	-
<i>Beginning Cash Balance</i>	\$ 481,195	\$ 360,318	\$ -	\$ -	\$ -
<i>Balance Sheet Adjustments</i>					
<b>Ending Cash Balance</b>	\$ 360,318	\$ -	\$ -	\$ -	\$ -

#### 37 Foreign Fire Insurance Tax Fund

Accounts for the use of monies received from the foreign fire insurance gross receipts tax.

Fund Revenue Total:	152,137	146,474	137,000	144,648	145,500
Fund Expense Total:	96,761	163,520	137,000	144,648	145,500
<b>Surplus / (Deficit)</b>	<b>55,376</b>	<b>(17,046)</b>	-	-	-
<i>Beginning Cash Balance</i>	\$ 172,234	\$ 227,610	\$ 210,564	\$ 210,564	\$ 210,564
<i>Balance Sheet Adjustments</i>					
<b>Ending Cash Balance</b>	\$ 227,610	\$ 210,564	\$ 210,564	\$ 210,564	\$ 210,564

#### 39 Police Justice Administrative Grant

Account for the use of monies received through JAG grants for the benefit of the Decatur Police Department operation.

Fund Revenue Total:	-	40,000	-	-	-
Fund Expense Total:	-	40,000	-	-	-
<b>Surplus / (Deficit)</b>	-	-	-	-	-
<i>Beginning Cash Balance</i>	\$ -	\$ -	\$ -	\$ -	\$ -
<i>Balance Sheet Adjustments</i>					
<b>Ending Cash Balance</b>	\$ -	\$ -	\$ -	\$ -	\$ -



## Public Safety Funds

### Fund Summary

(Whole \$)

2018 Actual	2019 Actual	2020 Budget	2020 Projection	2021 Budget
----------------	----------------	----------------	--------------------	----------------

#### Fund Name and Number

#### 49 Fire Capital

Account for the revenue received from various tax and other sources in support of the Decatur Fire Department. Revenues received used to defray the expense of Fire Department capital expenditures. Fund activities moved to Equipment Replacement Fund 61 in fiscal year 2020.

Fund Revenue Total:	1,370,908	245,361	-	-	-
Fund Expense Total:	918,789	859,048	-	-	-
<b>Surplus / (Deficit)</b>	<b>452,120</b>	<b>(613,687)</b>	-	-	-
<i>Beginning Cash Balance</i>	\$ 161,568	\$ 613,687	\$ -	\$ -	\$ -
<i>Balance Sheet Adjustments</i>					
<b>Ending Cash Balance</b>	<b>\$ 613,687</b>	<b>\$ -</b>	<b>\$ -</b>	<b>\$ -</b>	<b>\$ -</b>

# CITY OF DECATUR 2021 BUDGET DETAIL

25	STATE DRUG ENFORCEMENT FUND		2018 Actual	2019 Actual	2020 Budget	2020 Projected	2021 Budget	% vs 2020P
250 DRUG ENFORCEMENT								
2546250 DRUG FUND REVENUE								
305501	COURT FINES		9,334	13,764	22,000	8,090	12,000	48
305528	ARTICLE 36 REVENUE		0	0	5,000	0	5,000	100*
305530	FORFEITED FUNDS-STATE		131,430	139,654	160,000	58,274	75,000	29
305531	FORFEITED FUNDS-FEDERAL		84,890	0	0	0	0	
305532	FORFEIT FUNDS-MONEY LAUNDRNG		0	655	5,000	0	5,000	100*
307101	INTEREST INCOME		1,342	1,120	500	200	500	>100*
308803	SALE OF OTHER PROPERTY		0	12,885	100	8,736	5,000	(43)
308899	MISCELLANEOUS INCOME		187,009	25,000	100	16,920	1,000	(94)
2546250 Total:			414,005	193,078	192,700	92,220	103,500	12
25462502 DRUG ENFORCEMENT-OPERATING EXP								
421750	SERV TO MAINT RADIO EQUIP		2,364	0	0	0	0	
423300	TELEPHONE		57,298	0	0	0	0	
428700	RENTAL-LEASED SPACE		32,384	0	0	0	0	
435200	DRUG RELATED EXPENSE		122,225	0	0	0	0	
435250	FEDERAL DRUG RELATED EXPENSES		141,061	(280)	0	0	0	
449900	SMALL CAPITAL ITEMS		36,251	0	0	0	0	
25462502 Total:			391,583	(280)	0	0	0	<(100*)
DRUG ENFORCEMENT TOTAL:			805,588	192,798	192,700	92,220	103,500	12
251 DRUG ACTIVITIES								
25462512 DRUG ACTIVITIES-OPERATING EXP								
435200	PREVENTION & INTERVENTION PROG		0	5,160	50,000	0	10,000	100*
435205	CRIME VICTIMS		0	0	10,000	0	5,000	100*
435210	OFFICIAL ADVANCE FUNDS		10,000	30,000	40,000	40,000	40,000	
435215	STATE OPERATING EXPENSE		177,426	102,662	71,000	70,026	75,000	7
435216	RENTAL-LEASED SPACE		0	39,360	39,360	39,360	29,520	(25)
435220	TRAINING & TRAVEL		500	10,563	21,000	15,398	20,000	30
	Investigations Related Training/Travel						20,000	
435225	MISC OTHER EXPENSE		0	1,723	90,000	0	50,000	100*
25462512 Total:			187,926	189,468	321,360	164,784	229,520	39
DRUG ACTIVITIES TOTAL:			187,926	189,468	321,360	164,784	229,520	39
Fund Revenue TOTAL:			414,005	193,078	192,700	92,220	103,500	
Fund Expense TOTAL:			579,509	189,188	321,360	164,784	229,520	
SURPLUS (DEFICIT):			(165,504)	3,890	(128,660)	(72,564)	(126,020)	

# CITY OF DECATUR 2021 BUDGET DETAIL

26	DUI FINES AND FEES FUND	2018 Actual	2019 Actual	2020 Budget	2020 Projected	2021 Budget	% vs 2020P
<b>260</b>	<b>DUI COURT FINES</b>						
<b>2646260</b>	<b>DUI FUND REVENUE</b>						
305501	COURT FINES	60,192	63,538	80,000	65,000	70,000	8
305504	FTA WARRANT FEE	12,554	11,903	15,000	7,500	15,000	100
305508	POLICE VEHICLE FEE	4,310	2,955	15,000	3,000	7,500	>100*
305518	ELECTRONIC CITATION FEE	1,436	2,973	1,800	5,000	5,500	10
307101	INTEREST INCOME	554	1,990	1,200	750	1,000	33
307141	INVESTMENT INCOME	563	614	300	500	600	20
308803	SALE OF OTHER PROPERTY	4,320	0	4,000	2,500	2,500	
308899	MISCELLANEOUS INCOME	3,400	6,740	3,000	21,000	5,000	(76)
2646260 Total:		<b>87,329</b>	<b>90,713</b>	<b>120,300</b>	<b>105,250</b>	<b>107,100</b>	<b>2</b>
<b>26462602</b>	<b>DUI - OPERATING EXPENSES</b>						
421200	POLICE VEHICLE MAINT & EQUIP	19,638	4,141	40,000	15,000	30,000	100
423300	TELEPHONE	2,880	5,078	4,000	6,200	7,000	13
423903	MISCELLANEOUS EXPENSE	3,779	1,237	5,000	4,000	5,000	25
424000	TRAINING SCHOOL EXPENSES	13,884	5,701	25,000	15,000	20,000	33
	Crash Investigation Training					10,000	
	DUI Enforcement Training					10,000	
434000	MINOR EQUIP & TOOLS	512	444	3,000	2,000	2,500	25
434500	OFFICE SUPPLIES	455	1,066	2,000	500	1,500	>100*
435101	AUXILIARY POLICE EXPENSE	2,227	2,260	5,000	1,000	5,000	>100*
449900	SMALL CAPITAL ITEMS	58,175	7,280	67,000	55,000	60,000	9
	DUI / Crash Investigation Equipment					60,000	
26462602 Total:		<b>101,550</b>	<b>27,207</b>	<b>151,000</b>	<b>98,700</b>	<b>131,000</b>	<b>33</b>
<b>DUI COURT FINES TOTAL:</b>		<b>188,879</b>	<b>117,920</b>	<b>271,300</b>	<b>203,950</b>	<b>238,100</b>	<b>&lt;(100*)</b>
<b>Fund Revenue TOTAL:</b>		<b>87,329</b>	<b>90,713</b>	<b>120,300</b>	<b>105,250</b>	<b>107,100</b>	
<b>Fund Expense TOTAL:</b>		<b>101,550</b>	<b>27,207</b>	<b>151,000</b>	<b>98,700</b>	<b>131,000</b>	
<b>SURPLUS (DEFICIT):</b>		<b>(14,221)</b>	<b>63,506</b>	<b>(30,700)</b>	<b>6,550</b>	<b>(23,900)</b>	

# CITY OF DECATUR 2021 BUDGET DETAIL

27	POLICE LAB & PROGRAMS		2018 Actual	2019 Actual	2020 Budget	2020 Projected	2021 Budget	% vs 2020P
270 POLICE PROGRAMS/LAB								
2746270 POLICE LAB/PROGRAM FD REVENUE								
303500	CAC INVESTIGATION INCOME		13,285	3,000	1,000	0	500	100*
305501	COURT FINES		1,297	1,330	2,000	1,730	1,000	(42)
307101	INTEREST INCOME		269	2,034	100	430	100	(77)
307141	INVESTMENT INCOME		228	534	100	817	100	(88)
308899	MISCELLANEOUS INCOME		295	230	100	100	100	
2746270 Total:			15,374	7,128	3,300	3,077	1,800	(42)
27462702 POLICE PROG OP EXPENSES								
433200	LABORATORY SUPPLIES		2,836	1,682	20,000	2,512	10,000	>100*
433300	CAC RELATED EXPENSES		17,668	375	10,000	339	5,000	>100*
449900	SMALL CAPITAL ITEMS		1,640	15,053	11,000	18,000	10,000	(44)
Investigations Related Equipment							10,000	
27462702 Total:			22,144	17,110	41,000	20,851	25,000	20
POLICE PROGRAMS/LAB TOTAL:			37,518	24,238	44,300	23,928	26,800	31
Fund Revenue TOTAL:			15,374	7,128	3,300	3,077	1,800	
Fund Expense TOTAL:			22,144	17,110	41,000	20,851	25,000	
SURPLUS (DEFICIT):			(6,770)	(9,982)	(37,700)	(17,774)	(23,200)	

# CITY OF DECATUR 2021 BUDGET DETAIL

30	FEDERAL DRUG ENFORCEMENT FUND	2018 Actual	2019 Actual	2020 Budget	2020 Projected	2021 Budget	% vs 2020P
<hr/>							
<b>301</b>	<b>FEDERAL DRUG FUND REVENUE</b>						
<b>3046301</b>	<b>FEDERAL DRUG FUND REVENUE</b>						
305533	FORFEITED FUNDS-JUSTICE	117,933	38,525	75,000	148,241	75,000	(49)
305534	FORFEITED FUNDS-TREASURY	0	0	10,000	0	10,000	100*
307114	INTEREST-FED JUSTICE	108	1,250	200	307	200	(35)
3046301 Total:		<b>118,041</b>	<b>39,775</b>	<b>85,200</b>	<b>148,548</b>	<b>85,200</b>	<b>(43)</b>
<b>FEDERAL DRUG FUND REVENUE TOTAL:</b>		<b>118,041</b>	<b>39,775</b>	<b>85,200</b>	<b>148,548</b>	<b>85,200</b>	<b>(43)</b>
<b>302</b>	<b>FEDERAL DRUG FUNDS</b>						
<b>30463022</b>	<b>FEDERAL DRUG FUND OP EX</b>						
423300	TELEPHONE	0	0	0	0	50,000	100*
435240	FEDERAL JUSTICE EXPENSE	0	25,668	125,000	15,794	100,000	>100*
435245	FEDERAL TREASURY EXPENSE	0	0	25,000	0	25,000	100*
30463022 Total:		<b>0</b>	<b>25,668</b>	<b>150,000</b>	<b>15,794</b>	<b>175,000</b>	<b>&gt;100*</b>
<b>FEDERAL DRUG FUNDS TOTAL:</b>		<b>0</b>	<b>25,668</b>	<b>150,000</b>	<b>15,794</b>	<b>175,000</b>	<b>&gt;100*</b>
<b>Fund Revenue TOTAL:</b>		<b>118,041</b>	<b>39,775</b>	<b>85,200</b>	<b>148,548</b>	<b>85,200</b>	
<b>Fund Expense TOTAL:</b>		<b>0</b>	<b>25,668</b>	<b>150,000</b>	<b>15,794</b>	<b>175,000</b>	
<b>SURPLUS (DEFICIT):</b>		<b>118,041</b>	<b>14,107</b>	<b>(64,800)</b>	<b>132,754</b>	<b>(89,800)</b>	



# CITY OF DECATUR 2021 BUDGET DETAIL

33	POLICE CAPITAL FUND		2018 Actual	2019 Actual	2020 Budget	2020 Projected	2021 Budget	% vs 2020P
330 POLICE CAPITAL								
3346330 POLICE CAPITAL FUND REVENUES								
302106	FEDERAL GRANTS		0	33,609	0	0	0	
306700	TRANSFER FROM OTHER FUNDS		177,000	307,000	0	0	0	
307101	INTEREST INCOME		1,166	2,990	0	0	0	
307141	INVESTMENT INCOME		1,196	682	0	0	0	
308802	SALE OF CITY PROPERTY		12,121	28,417	0	0	0	
308899	MISCELLANEOUS INCOME		400	1,275	0	0	0	
309900	BOND OR NOTE PROCEEDS		0	1,013,620	0	0	0	
3346330 Total:			191,883	1,387,593	0	0	0	<(100*)
33463302 POLICE CAPITAL OP EXPENSES								
423901	BANKING SERVICE CHARGES		0	570	0	0	0	
423903	STREET CAMERA SURVEILLANCE		37,852	16,157	0	0	0	
430400	CLOTHING		17,919	15,690	0	0	0	
444200	TRANSFER TO OTHER FUNDS		0	399,980	0	0	0	
447200	BOND OR NOTE ISSUANCE COSTS		0	9,250	0	0	0	
33463302 Total:			55,771	441,647	0	0	0	<(100*)
33463305 POLICE CAPITAL PROJECTS								
440900	PRINCIPAL PAYMENTS		228,856	1,245,855	0	0	0	
441000	INTEREST PAYMENT		6,329	5,427	0	0	0	
449900	SMALL CAPITAL ITEMS		0	3,860	0	0	0	
451000	AUTOMOTIVE EQUIPMENT		0	29,365	0	0	0	
455200	VEHICLE LEASE PAYMENT		21,803	21,757	0	0	0	
33463305 Total:			256,988	1,306,264	0	0	0	<(100*)
POLICE CAPITAL TOTAL:			504,642	3,135,504	0	0	0	<(100*)
Fund Revenue TOTAL:			191,883	1,387,593	0	0	0	
Fund Expense TOTAL:			312,759	1,747,911	0	0	0	
SURPLUS (DEFICIT):			(120,876)	(360,318)	0	0	0	

# CITY OF DECATUR 2021 BUDGET DETAIL

37	FOREIGN FIRE INS TAX FUND	2018 Actual	2019 Actual	2020 Budget	2020 Projected	2021 Budget	% vs 2020P
<hr/>							
371	FOREIGN FIRE INS TAX						
3747371	FOREIGN FIRE INS TAX REVENUES						
307101	INTEREST INCOME	268	2,088	1,000	425	1,000	>100*
308825	FOREIGN FIRE INSURANCE TAX	151,662	142,934	136,000	144,037	144,000	0
308899	MISCELLANEOUS INCOME	206	1,451	0	186	500	>100*
3747371 Total:		152,136	146,473	137,000	144,648	145,500	1
37473712	FOREIGN FIRE INS TAX OP EXP						
408899	FFT REIMBURSEMENT	13,477	18,024	16,500	14,879	16,500	11
423900	BANKING SERVICES	0	0	100	369	500	36
430400	CLOTHING	0	2,466	4,400	6,400	5,000	(22)
434000	MINOR EQUIP & SUPPLIES	0	23,801	60,000	46,000	50,000	9
434500	OFFICE SUPPLIES	0	4,648	11,000	12,000	12,000	
449900	SMALL CAPITAL ITEMS	83,284	82,384	20,000	35,000	31,500	(10)
449950	LARGE CAPITAL ITEMS	0	32,197	25,000	30,000	30,000	
37473712 Total:		96,761	163,520	137,000	144,648	145,500	1
FOREIGN FIRE INS TAX TOTAL:		248,897	309,993	274,000	289,296	291,000	<(100*)
Fund Revenue TOTAL:		152,136	146,473	137,000	144,648	145,500	
Fund Expense TOTAL:		96,761	163,520	137,000	144,648	145,500	
SURPLUS (DEFICIT):		55,375	(17,047)	0	0	0	

# CITY OF DECATUR 2021 BUDGET DETAIL

49	FIRE CAPITAL FUND	2018 Actual	2019 Actual	2020 Budget	2020 Projected	2021 Budget	% vs 2020P
<hr/>							
<b>490</b>	<b>FIRE CAPITAL FUND</b>						
<hr/>							
<b>4947490</b>	<b>FIRE CAPITAL FUND REVENUE</b>						
302403	FIRE TRAINING REIMBURSEMNT	61,727	71,293	0	0	0	
306700	TRANSFER FROM OTHER FUNDS	299,706	130,000	0	0	0	
307101	INTEREST INCOME	1,581	3,903	0	0	0	
307141	INVESTMENT INCOME	751	1,165	0	0	0	
308801	RENTAL OF CITY PROPERTY	0	39,000	0	0	0	
309900	BOND OR NOTE PROCEEDS	1,007,144	0	0	0	0	
4947490 Total:		<b>1,370,909</b>	<b>245,361</b>	<b>0</b>	<b>0</b>	<b>0</b>	<b>&lt;(100*)</b>
<hr/>							
<b>49474902</b>	<b>FIRE CAPITAL OPERATING EXPENSE</b>						
444200	TRANSFER TO OTHER FUNDS	0	265,603	0	0	0	
49474902 Total:		<b>0</b>	<b>265,603</b>	<b>0</b>	<b>0</b>	<b>0</b>	<b>&lt;(100*)</b>
<hr/>							
<b>49474905</b>	<b>FIRE CAPITAL EXPENDITURES</b>						
440900	PRINCIPAL PAYMENTS	61,372	62,784	0	0	0	
441000	INTEREST PAYMENT	7,390	5,978	0	0	0	
449200	TAX & INSURANCE PAYMENTS	0	235	0	0	0	
449900	SMALL CAPITAL ITEMS	0	3,016	0	0	0	
451000	AUTOMOTIVE EQUIPMENT	0	41,752	0	0	0	
455200	VEHICLE LEASE PAYMENT	247,285	88,362	0	0	0	
49474905 Total:		<b>316,047</b>	<b>202,127</b>	<b>0</b>	<b>0</b>	<b>0</b>	<b>&lt;(100*)</b>
<hr/>							
<b>FIRE CAPITAL FUND TOTAL:</b>		<b>1,686,956</b>	<b>713,091</b>	<b>0</b>	<b>0</b>	<b>0</b>	<b>&lt;(100*)</b>
<hr/>							
<b>491</b>	<b>FIRE CAPITAL PROJECTS</b>						
<hr/>							
<b>49474916</b>	<b>FIRE CAPITAL PROJECTS</b>						
428000	PROFESSIONAL SERVICES	91,849	9,418	0	0	0	
440900	PRINCIPAL PAYMENTS	157,143	0	0	0	0	
441000	INTEREST PAYMENT	12,563	0	0	0	0	
450200	BUILDINGS	341,187	381,901	0	0	0	
49474916 Total:		<b>602,742</b>	<b>391,319</b>	<b>0</b>	<b>0</b>	<b>0</b>	<b>&lt;(100*)</b>
<hr/>							
<b>FIRE CAPITAL PROJECTS TOTAL:</b>		<b>602,742</b>	<b>391,319</b>	<b>0</b>	<b>0</b>	<b>0</b>	<b>&lt;(100*)</b>
<hr/>							
<b>Fund Revenue TOTAL:</b>		<b>1,370,909</b>	<b>245,361</b>	<b>0</b>	<b>0</b>	<b>0</b>	
<b>Fund Expense TOTAL:</b>		<b>918,789</b>	<b>859,049</b>	<b>0</b>	<b>0</b>	<b>0</b>	
<b>SURPLUS (DEFICIT):</b>		<b>452,120</b>	<b>(613,688)</b>	<b>0</b>	<b>0</b>	<b>0</b>	



## Economic Development Funds

### Fund Summary

(Whole \$)

#### Fund Name and Number

#### 19 TIF Olde Towne

Accounts for tax increment financing project activities for capital improvements in the Olde Towne TIF District.

*Expires 5/15/2023	Fund Revenue Total:	957,687	1,657,620	984,960	984,960	932,214
	Fund Expense Total:	1,143,369	1,405,428	984,960	984,985	917,225
	<b>Surplus / (Deficit)</b>	<b>(185,682)</b>	<b>252,192</b>	<b>0</b>	<b>(25)</b>	<b>14,989</b>
	<i>Beginning Cash Balance</i>	\$ 12,373	\$ 1,691	\$ 78,883	\$ 78,883	\$ 78,858
	<i>Balance Sheet Adjustments</i>	\$ 175,000	\$ (175,000)			
	<b>Ending Cash Balance</b>	\$ 1,691	\$ 78,883	\$ 78,883	\$ 78,858	\$ 93,847

#### 20 TIF Southeast Plaza

Accounts for tax increment financing project activities for capital improvements in the Southeast Plaza TIF District.

*Expires 5/5/2020	Fund Revenue Total:	426,171	379,097	379,106	368,481	308,498
	Fund Expense Total:	476,921	821,588	379,106	351,250	308,498
	<b>Surplus / (Deficit)</b>	<b>(50,750)</b>	<b>(442,491)</b>	<b>-</b>	<b>17,231</b>	<b>-</b>
	<i>Beginning Cash Balance</i>	\$ 504,096	\$ 453,345	\$ 10,854	\$ 10,854	\$ 28,085
	<i>Balance Sheet Adjustments</i>					
	<b>Ending Cash Balance</b>	\$ 453,345	\$ 10,854	\$ 10,854	\$ 28,085	\$ 28,085

#### 21 TIF Wabash Crossing

Accounts for tax increment financing project activities for capital improvements in the Wabash Crossing TIF District.

*Expires 11/3/2026	Fund Revenue Total:	419,375	699,448	551,409	551,409	557,784
	Fund Expense Total:	267,657	180,164	1,116,000	275,000	796,000
	<b>Surplus / (Deficit)</b>	<b>151,717</b>	<b>519,284</b>	<b>(564,591)</b>	<b>276,409</b>	<b>(238,216)</b>
	<i>Beginning Cash Balance</i>	\$ 155,409	\$ 307,126	\$ 826,410	\$ 826,410	\$ 1,102,819
	<i>Balance Sheet Adjustments</i>					
	<b>Ending Cash Balance</b>	\$ 307,126	\$ 826,410	\$ 261,819	\$ 1,102,819	\$ 864,603

#### 23 TIF Eastgate

Accounts for tax increment financing project activities for capital improvements in the Eastgate TIF District.

*Expires 8/7/2029	Fund Revenue Total:	303,245	309,194	308,009	342,789	320,131
	Fund Expense Total:	303,657	96,216	308,009	-	543,200
	<b>Surplus / (Deficit)</b>	<b>(412)</b>	<b>212,979</b>	<b>0</b>	<b>342,789</b>	<b>(223,069)</b>
	<i>Beginning Cash Balance</i>	\$ 34,205	\$ 33,792	\$ 246,771	\$ 246,771	\$ 589,560
	<i>Balance Sheet Adjustments</i>					
	<b>Ending Cash Balance</b>	\$ 33,792	\$ 246,771	\$ 246,771	\$ 589,560	\$ 366,491



## Economic Development Funds

### Fund Summary

(Whole \$)

#### Fund Name and Number

#### 24 Southside TIF

Accounts for tax increment financing project activities for capital improvements in the Southside TIF District.

*Expires 7/1/2036	Fund Revenue Total:	20,248	29,313	28,392	28,392	43,510
	Fund Expense Total:	10,639	10,279	60,200	31,143	-
	<b>Surplus / (Deficit)</b>	<b>9,609</b>	<b>19,034</b>	<b>(31,808)</b>	<b>(2,751)</b>	<b>43,510</b>
	<i>Beginning Cash Balance</i>	<b>\$ 61,131</b>	<b>\$ 70,740</b>	<b>\$ 89,773</b>	<b>\$ 89,773</b>	<b>\$ 87,022</b>
	<i>Balance Sheet Adjustments</i>					
	<b>Ending Cash Balance</b>	<b>\$ 70,740</b>	<b>\$ 89,773</b>	<b>\$ 57,965</b>	<b>\$ 87,022</b>	<b>\$ 130,532</b>

#### 28 TIF Pines Shopping District

Accounts for tax increment financing project activities for capital improvements in the Pines Shopping TIF District.

*Expires 2/16/2033	Fund Revenue Total:	100,266	101,342	100,725	69,725	104,223
	Fund Expense Total:	103,762	101,622	100,725	100,511	104,223
	<b>Surplus / (Deficit)</b>	<b>(3,496)</b>	<b>(281)</b>	<b>-</b>	<b>(30,786)</b>	<b>-</b>
	<i>Beginning Cash Balance</i>	<b>\$ 99,713</b>	<b>\$ 96,217</b>	<b>\$ 95,937</b>	<b>\$ 95,937</b>	<b>\$ 65,151</b>
	<i>Balance Sheet Adjustments</i>					
	<b>Ending Cash Balance</b>	<b>\$ 96,217</b>	<b>\$ 95,937</b>	<b>\$ 95,937</b>	<b>\$ 65,151</b>	<b>\$ 65,151</b>

#### 29 TIF Grand & Oakland

Accounts for tax increment financing project activities for capital improvements in the Grand & Oakland TIF District.

*Expires 5/6/2036	Fund Revenue Total:	164,161	171,297	168,243	173,213	190,247
	Fund Expense Total:	182,445	170,718	168,243	166,673	190,247
	<b>Surplus / (Deficit)</b>	<b>(18,284)</b>	<b>580</b>	<b>-</b>	<b>6,540</b>	<b>-</b>
	<i>Beginning Cash Balance</i>	<b>\$ 178,992</b>	<b>\$ 160,708</b>	<b>\$ 161,288</b>	<b>\$ 161,288</b>	<b>\$ 167,828</b>
	<i>Balance Sheet Adjustments</i>					
	<b>Ending Cash Balance</b>	<b>\$ 160,708</b>	<b>\$ 161,288</b>	<b>\$ 161,288</b>	<b>\$ 167,828</b>	<b>\$ 167,828</b>

\* Final payments due one year after the 23rd year

# CITY OF DECATUR 2021 BUDGET DETAIL

19	OLDE TOWNE TIF FUND	2018 Actual	2019 Actual	2020 Budget	2020 Projected	2021 Budget	% vs 2020P
<hr/>							
190	OLDE TOWNE TIF						
1945190	OLDE TOWNE TIF FUND REVENUE						
301103	REAL ESTATE TAXES	869,491	927,153	798,500	798,500	932,214	17
306700	TRANSFER FROM OTHER FUNDS	0	579,402	45,000	45,000	0	<(100*)
307101	INTEREST INCOME	616	2,992	0	0	0	
307141	INVESTMENT INCOME	906	90	0	0	0	
308819	TREASURY REBATE	86,673	147,983	141,460	141,460	0	<(100*)
	1945190 Total:	957,686	1,657,620	984,960	984,960	932,214	(5)
19451902	OLDE TIF -OPERATING EXP						
440002	PAYMENT TO DEVELOPER	12,379	20,661	16,300	16,325	10,735	(34)
	Olde Towne Development LLC, 101 E Prairie					6,535	
	Lucas Properties, 219-245 N Main St					4,200	
440900	PRINCIPAL PAYMENTS	613,500	819,100	609,870	609,870	752,500	23
	2010C GOB; Parking Garage B & C renovations					117,500	
	2020 GOB; Refunding 2010B GOB Streetscape					635,000	
441000	INTEREST PAYMENT	517,490	565,667	358,790	358,790	153,990	(57)
	2010C GOB; Parking Garage B & C renovations					19,800	
	2020 GOB; Refunding 2010B GOB Streetscape					134,190	
	19451902 Total:	1,143,369	1,405,428	984,960	984,985	917,225	(7)
	OLDE TOWNE TIF TOTAL:	2,101,055	3,063,048	1,969,920	1,969,945	1,849,439	<(100*)
	Fund Revenue TOTAL:	957,686	1,657,620	984,960	984,960	932,214	
	Fund Expense TOTAL:	1,143,369	1,405,428	984,960	984,985	917,225	
	SURPLUS (DEFICIT):	(185,683)	252,192	0	(25)	14,989	

# CITY OF DECATUR 2021 BUDGET DETAIL

20	SE PLAZA TIF FUND	2018 Actual	2019 Actual	2020 Budget	2020 Projected	2021 Budget	% vs 2020P
<hr/>							
200	SE PLAZA TIF						
2043200	SE PLAZA TIF FUND REVENUE						
301103	REAL ESTATE TAXES	319,032	276,183	275,106	275,106	308,498	12
301201	STATE SALES TAXES	47,487	45,670	47,000	41,780	0	<(100*)
301205	LOCAL SALES TAX	58,171	56,241	57,000	51,440	0	<(100*)
307101	INTEREST INCOME	749	646	0	24	0	<(100*)
307141	INVESTMENT INCOME	731	357	0	131	0	<(100*)
2043200 Total:		426,170	379,097	379,106	368,481	308,498	(16)
20432002	SE PLAZA TIF - OP EXPENSES						
424600	LEGAL SERVICES	0	0	0	1,250	0	(100*)
440002	PAYMENT TO DEVELOPER	476,921	821,588	379,106	350,000	308,498	(12)
	Roy Mosser & Associates					308,498	
20432002 Total:		476,921	821,588	379,106	351,250	308,498	(12)
SE PLAZA TIF TOTAL:		903,091	1,200,685	758,212	719,731	616,996	<(100*)
Fund Revenue TOTAL:		426,170	379,097	379,106	368,481	308,498	
Fund Expense TOTAL:		476,921	821,588	379,106	351,250	308,498	
SURPLUS (DEFICIT):		(50,751)	(442,491)	0	17,231	0	

# CITY OF DECATUR 2021 BUDGET DETAIL

21	WABASH CROSSING TIF	2018 Actual	2019 Actual	2020 Budget	2020 Projected	2021 Budget	% vs 2020P	
<hr/>								
210	WABASH CROSSING TIF							
<hr/>								
2143210	WABASH CROSSING TIF REVENUE							
<hr/>								
301103	REAL ESTATE TAXES	417,643	693,266	551,409	551,409	557,784	1	
307101	INTEREST INCOME	929	4,632	0	0	0		
307141	INVESTMENT INCOME	803	1,550	0	0	0		
2143210 Total:		419,375	699,448	551,409	551,409	557,784	1	
<hr/>								
21432102	WABASH CROS TIF - OP EXPENSES							
<hr/>								
440900	PRINCIPAL PAYMENTS	117,500	123,750	0	0	0		
441000	INTEREST PAYMENT	106,060	56,414	0	0	0		
445906	TAXING DISTRICT REIMBURSEMENT	44,097	0	1,116,000	275,000	796,000	>100*	
	Decatur School District					485,000		
	Decatur Township					35,000		
	Decatur Park District					116,000		
	Richland Community College					53,000		
	Macon County					107,000		
21432102 Total:		267,657	180,164	1,116,000	275,000	796,000	>100*	
<hr/>								
WABASH CROSSING TIF		TOTAL:	687,032	879,612	1,667,409	826,409	1,353,784	<(100*)
<hr/>								
Fund Revenue TOTAL:		419,375	699,448	551,409	551,409	557,784		
Fund Expense TOTAL:		267,657	180,164	1,116,000	275,000	796,000		
<hr/>								
SURPLUS (DEFICIT):		151,718	519,284	(564,591)	276,409	(238,216)		



# CITY OF DECATUR 2021 BUDGET DETAIL

23	EASTGATE TIF FUND	2018 Actual	2019 Actual	2020 Budget	2020 Projected	2021 Budget	% vs 2020P
<b>230</b>	<b>EASTGATE TIF</b>						
<b>2343230</b>	<b>EASTGATE TIF FUND REVENUE</b>						
301103	REAL ESTATE TAXES	95,158	97,369	97,009	97,009	102,131	5
301201	STATE SALES TAXES	83,344	83,437	83,000	97,550	87,000	(11)
301203	FOOD & BEVERAGE TAX	5,397	7,981	8,000	9,715	8,000	(18)
301205	LOCAL SALES TAX	119,133	118,974	120,000	138,515	123,000	(11)
307101	INTEREST INCOME	128	1,163	0	0	0	
307141	INVESTMENT INCOME	84	270	0	0	0	
2343230 Total:		<b>303,244</b>	<b>309,194</b>	<b>308,009</b>	<b>342,789</b>	<b>320,131</b>	<b>(7)</b>
<b>23432302</b>	<b>EASTGATE TIF - OP EXPENSES</b>						
440002	PAYMENT TO DEVELOPER	303,657	96,216	308,009	0	543,200	100*
	IP Plaza LLP					321,200	
	2021 liability pending bill submission, review and approval						
	IP Plaza LLP					222,000	
	2020 liability pending bill submission, review and approval						
23432302 Total:		<b>303,657</b>	<b>96,216</b>	<b>308,009</b>	<b>0</b>	<b>543,200</b>	<b>&lt;(100*)</b>
<b>EASTGATE TIF TOTAL:</b>		<b>606,901</b>	<b>405,410</b>	<b>616,018</b>	<b>342,789</b>	<b>863,331</b>	<b>&lt;(100*)</b>
<b>Fund Revenue TOTAL:</b>		<b>303,244</b>	<b>309,194</b>	<b>308,009</b>	<b>342,789</b>	<b>320,131</b>	
<b>Fund Expense TOTAL:</b>		<b>303,657</b>	<b>96,216</b>	<b>308,009</b>	<b>0</b>	<b>543,200</b>	
<b>SURPLUS (DEFICIT):</b>		<b>(413)</b>	<b>212,978</b>	<b>0</b>	<b>342,789</b>	<b>(223,069)</b>	

# CITY OF DECATUR 2021 BUDGET DETAIL

24	SOUTHSIDE TIF FUND	2018 Actual	2019 Actual	2020 Budget	2020 Projected	2021 Budget	% vs 2020P
<hr/>							
241	SOUTHSIDE TIF FUND						
2443241	SOUTHSIDE TIF FUND REVENUE						
301103	REAL ESTATE TAXES	19,897	28,488	28,392	28,392	43,510	53
307101	INTEREST INCOME	177	612	0	0	0	
307141	INVESTMENT INCOME	173	212	0	0	0	
	2443241 Total:	20,247	29,312	28,392	28,392	43,510	53
24432412	SOUTHSIDE TIF FUND OP EXP						
440002	PAYMENT TO DEVELOPER	10,639	10,279	60,200	31,143	0	(100*)
	BW of Decatur, LLC					0	
	24432412 Total:	10,639	10,279	60,200	31,143	0	<(100*)
	SOUTHSIDE TIF FUND TOTAL:	30,886	39,591	88,592	59,535	43,510	<(100*)
	Fund Revenue TOTAL:	20,247	29,312	28,392	28,392	43,510	
	Fund Expense TOTAL:	10,639	10,279	60,200	31,143	0	
	SURPLUS (DEFICIT):	9,608	19,033	(31,808)	(2,751)	43,510	

# CITY OF DECATUR 2021 BUDGET DETAIL

28	PINES SHOPPING CENTER TIF	2018 Actual	2019 Actual	2020 Budget	2020 Projected	2021 Budget	% vs 2020P
<hr/>							
281	PINES SHOPPING CENTER TIF						
2843281	PINES CENTER TIF REVENUE						
301103	REAL ESTATE TAXES	72,272	69,989	69,725	69,725	70,223	1
301201	STATE SALES TAXES	9,221	11,438	12,000	0	12,800	100*
301205	LOCAL SALES TAX	18,467	19,235	19,000	0	21,200	100*
307101	INTEREST INCOME	153	530	0	0	0	
307141	INVESTMENT INCOME	153	151	0	0	0	
2843281 Total:		100,266	101,343	100,725	69,725	104,223	49
28432812	PINES CENTER TIF - OP EXPENSES						
440002	PAYMENT TO DEVELOPER	103,762	101,622	100,725	100,511	104,223	4
	Niemann Holdings, LLC					104,223	
28432812 Total:		103,762	101,622	100,725	100,511	104,223	4
PINES SHOPPING CENTER TIF TOTAL:		204,028	202,965	201,450	170,236	208,446	<(100*)
Fund Revenue TOTAL:		100,266	101,343	100,725	69,725	104,223	
Fund Expense TOTAL:		103,762	101,622	100,725	100,511	104,223	
SURPLUS (DEFICIT):		(3,496)	(279)	0	(30,786)	0	

# CITY OF DECATUR 2021 BUDGET DETAIL

29	GRAND & OAKLAND TIF FUND	2018 Actual	2019 Actual	2020 Budget	2020 Projected	2021 Budget	% vs 2020P
<hr/>							
291	GRAND & OAKLAND TIF						
2943291	GRAND & OAKLAND TIF REVENUE						
301103	REAL ESTATE TAXES	127,845	124,711	124,243	124,243	125,247	1
301201	STATE SALES TAXES	20,687	23,569	23,000	27,200	44,200	63
301205	LOCAL SALES TAX	15,107	21,875	21,000	21,300	20,800	(2)
307101	INTEREST INCOME	257	891	0	170	0	<(100*)
307141	INVESTMENT INCOME	266	252	0	300	0	<(100*)
2943291 Total:		164,162	171,298	168,243	173,213	190,247	10
29432912	GRAND & OAKLAND TIF OP EXP						
428000	PROFESSIONAL SERVICES	0	2,863	0	0	0	
440002	PAYMENT TO DEVELOPER	182,445	167,854	168,243	166,673	190,247	14
	Niemann Holdings, LLC					190,247	
29432912 Total:		182,445	170,717	168,243	166,673	190,247	14
GRAND & OAKLAND TIF TOTAL:		346,607	342,015	336,486	339,886	380,494	<(100*)
Fund Revenue TOTAL:		164,162	171,298	168,243	173,213	190,247	
Fund Expense TOTAL:		182,445	170,717	168,243	166,673	190,247	
SURPLUS (DEFICIT):		(18,283)	581	0	6,540	0	



## Community Development Funds

### Fund Summary

(Whole \$)

#### Fund Name and Number

2018 Actual	2019 Actual	2020 Budget	2020 Projection	2021 Budget
----------------	----------------	----------------	--------------------	----------------

#### 12 Economic Development

Primary city fund supporting Economic Development initiatives. Fund activities moved to General Fund Division 055 prior to 2019 fiscal year end.

Fund Revenue	302,979	267,877	-	-	-
Fund Expense	468,502	370,764	-	-	-
<b>Surplus / (Deficit)</b>	<b>(165,523)</b>	<b>(102,887)</b>	-	-	-
Beginning Cash Balance	\$ 268,410	\$ 102,887	\$ -	\$ -	\$ -
Balance Sheet Adjustments					
<b>Ending Cash Balance</b>	<b>\$ 102,887</b>	<b>\$ -</b>	<b>\$ -</b>	<b>\$ -</b>	<b>\$ -</b>

#### 17 HOME Programs

Accounts for federal funds used in a revolving loan program for subsidizing the purchase by first time buyers of homes within designated areas of the City.

Fund Revenue Total:	127,166	306,467	1,037,884	491,130	1,025,000
Fund Expense Total:	153,917	286,449	1,037,884	388,441	1,025,000
<b>Surplus / (Deficit)</b>	<b>(26,751)</b>	<b>20,018</b>	-	<b>102,689</b>	-
Beginning Cash Balance	\$ 84,018	\$ 57,267	\$ 77,286	\$ 77,286	\$ 179,975
Balance Sheet Adjustments					
<b>Ending Cash Balance</b>	<b>\$ 57,267</b>	<b>\$ 77,286</b>	<b>\$ 77,286</b>	<b>\$ 179,975</b>	<b>\$ 179,975</b>

#### 18 Community Development Block Grant CDBG

Accounts for entitlement revenues from the US Department of Housing and Urban Development (HUD) and designated expenditures for housing and neighborhood revitalization, public facilities improvement and economic development.

Fund Revenue Total:	1,038,734	1,863,888	2,169,815	1,602,982	3,585,547
Fund Expense Total:	1,035,795	1,863,796	2,169,815	1,597,582	3,585,547
<b>Surplus / (Deficit)</b>	<b>2,940</b>	<b>92</b>	<b>0</b>	<b>5,400</b>	-
Beginning Cash Balance	\$ 3,225	\$ 6,164	\$ 6,256	\$ 6,256	\$ 11,656
Balance Sheet Adjustments					
<b>Ending Cash Balance</b>	<b>\$ 6,164</b>	<b>\$ 6,256</b>	<b>\$ 6,256</b>	<b>\$ 11,656</b>	<b>\$ 11,656</b>

#### 82 DCDF

Accounts for the not-for-profit corporation which finances and subsidizes housing rehabilitation activities in the City.

Fund Revenue Total:	18,548	21,890	18,000	18,200	18,000
Fund Expense Total:	12,917	12,849	155,000	18,200	140,376
<b>Surplus / (Deficit)</b>	<b>5,630</b>	<b>9,042</b>	<b>(137,000)</b>	-	<b>(122,376)</b>
Beginning Cash Balance	\$ 123,914	\$ 129,545	\$ 138,586	\$ 138,586	\$ 138,586
Balance Sheet Adjustments					
<b>Ending Cash Balance</b>	<b>\$ 129,545</b>	<b>\$ 138,586</b>	<b>\$ 1,586</b>	<b>\$ 138,586</b>	<b>\$ 16,210</b>



## Community Development Funds

### Fund Summary

#### 83 Neighborhood Improvements

Accounts for neighborhood improvement activities and programs administered by the Neighborhood Services Division of Development Services. Fund activities moved to the General Fund Division 054 prior to 2019 fiscal year end.

Fund Revenue Total:	114	15	-	-	-
Fund Expense Total:	27,768	2,023	-	-	-
<b>Surplus / (Deficit)</b>	<b>(27,654)</b>	<b>(2,008)</b>	<b>-</b>	<b>-</b>	<b>-</b>
<i>Beginning Cash Balance</i>	<b>\$ 29,662</b>	<b>\$ 2,008</b>	<b>\$ -</b>	<b>\$ -</b>	<b>\$ -</b>
<i>Balance Sheet Adjustments</i>					
<b>Ending Cash Balance</b>	<b>\$ 2,008</b>	<b>\$ -</b>	<b>\$ -</b>	<b>\$ -</b>	<b>\$ -</b>

#### 84 Community Revitalization

Account for the revenues received for the purpose to defray the expense of Community Revitalization investment, including property demolition, land banking, and other property recovery programs.

Fund Revenue Total:	307,142	140,592	1,365,000	1,195,135	5,000
Fund Expense Total:	73,962	775,558	2,442,000	305,522	1,610,355
<b>Surplus / (Deficit)</b>	<b>233,180</b>	<b>(634,966)</b>	<b>(1,077,000)</b>	<b>889,613</b>	<b>(1,605,355)</b>
<i>Beginning Cash Balance</i>	<b>\$ 1,117,529</b>	<b>\$ 1,350,709</b>	<b>\$ 715,742</b>	<b>\$ 715,742</b>	<b>\$ 1,605,355</b>
<i>Balance Sheet Adjustments</i>					
<b>Ending Cash Balance</b>	<b>\$ 1,350,709</b>	<b>\$ 715,742</b>	<b>\$ (361,258)</b>	<b>\$ 1,605,355</b>	<b>\$ -</b>

# CITY OF DECATUR 2021 BUDGET DETAIL

12	ECONOMIC DEVELOPMENT FUND	2018 Actual	2019 Actual	2020 Budget	2020 Projected	2021 Budget	% vs 2020P
<hr/>							
<b>120</b>	<b>ECONOMIC DEVELOPMENT</b>						
<b>1243120</b>	<b>ECONOMIC DEVELOPMENT REVENUE</b>						
301210	VIDEO GAMING TAX	214,753	0	0	0	0	
302107	STATE GRANTS OR OTHER	0	10,000	0	0	0	
302111	IDOT - CORRIDOR GRANT	0	21,548	0	0	0	
303510	ELECTRIC AGGREGATION ADMIN FEE	87,121	88,465	0	0	0	
306702	TRANSFER FR GENERAL FUND	0	147,307	0	0	0	
307101	INTEREST INCOME	524	451	0	0	0	
307141	INVESTMENT INCOME	581	106	0	0	0	
1243120 Total:		<b>302,979</b>	<b>267,877</b>	<b>0</b>	<b>0</b>	<b>0</b>	<b>&lt;(100*)</b>
<b>12431202</b>	<b>ECONOMIC DEVEL - OPERATING EXP</b>						
408899	MISC EXPENSE	981	0	0	0	0	
428000	PROFESSIONAL SERVICES	66,921	15,874	0	0	0	
429800	COMMUNITY INVESTMENT CORP	70,000	52,500	0	0	0	
440200	MACON COUNTY ESDA	10,000	10,000	0	0	0	
440507	HAMPTON INN REBATE	78,996	71,619	0	0	0	
440508	HOLIDAY INN REBATE	48,338	86,460	0	0	0	
440509	FIRST TECH REBATE	377	0	0	0	0	
441720	HASC EXPENSES	225	2,230	0	0	0	
441721	AMPHITHEATER CONTRIBUTION	157,255	19,425	0	0	0	
443400	ECONOMIC DEVELOPMENT	35,410	112,656	0	0	0	
12431202 Total:		<b>468,503</b>	<b>370,764</b>	<b>0</b>	<b>0</b>	<b>0</b>	<b>&lt;(100*)</b>
<b>ECONOMIC DEVELOPMENT TOTAL:</b>		<b>771,482</b>	<b>638,641</b>	<b>0</b>	<b>0</b>	<b>0</b>	<b>&lt;(100*)</b>
<b>Fund Revenue TOTAL:</b>		<b>302,979</b>	<b>267,877</b>	<b>0</b>	<b>0</b>	<b>0</b>	
<b>Fund Expense TOTAL:</b>		<b>468,503</b>	<b>370,764</b>	<b>0</b>	<b>0</b>	<b>0</b>	
<b>SURPLUS (DEFICIT):</b>		<b>(165,524)</b>	<b>(102,887)</b>	<b>0</b>	<b>0</b>	<b>0</b>	

# CITY OF DECATUR 2021 BUDGET DETAIL

17	HOME FUND		2018 Actual	2019 Actual	2020 Budget	2020 Projected	2021 Budget	% vs 2020P
170 HOME PROGRAM								
1745170 HOME PROGRAM FUND REVENUE								
302106	FEDERAL GRANTS		100,576	265,214	1,000,000	468,441	1,000,000	>100*
307101	INTEREST INCOME		298	778	0	0	0	
309992	LOAN REPAYMENT		26,293	40,474	37,884	22,689	25,000	10
1745170 Total:			127,167	306,466	1,037,884	491,130	1,025,000	>100*
17451702 HOME - OPERATING EXP								
420100	ADVERTISING		208	239	1,000	250	500	100
	marketing of plans and projects rehab;homebuyer						500	
424000	TRAINING SCHOOL EXPENSES		50	0	5,000	0	5,000	100*
	Training for homebuyer counseling; rehab; chdos						5,000	
424500	POSTAGE		138	113	400	150	200	33
428000	PROFESSIONAL SERVICES		0	0	0	0	20,000	100*
	housing study/consultant						20,000	
429900	CONTRACTUAL SERVICES		823	658	5,000	4,000	5,000	25
	Project Manager						5,000	
434500	OFFICE SUPPLIES		0	83	0	0	0	
441500	GENERAL FUND REIMBURSEMENT		0	0	104,041	104,041	103,496	(1)
441500	H1041 TRANSFER TO GENERAL FUND		41,837	10,623	0	0	0	
441500	H1051 TRANSFER TO GENERAL FUND		201	0	0	0	0	
441500	H1053 TRANSFER TO GENERAL FUND		1,296	0	0	0	0	
441500	H1058 TRANSFER TO GENERAL FUND		0	37,315	0	0	0	
441500	H1083 TRANSFER TO GENERAL FUND		2,872	0	0	0	0	
441500	H1084 TRANSFER TO GENERAL FUND		2,677	0	0	0	0	
441500	H1091 TRANSFER TO GENERAL FUND		0	3,168	0	0	0	
441500	H1093 TRANSFER TO GENERAL FUND		3,092	645	0	0	0	
441500	H1095 TRANSFER TO GENERAL FUND		518	1,175	0	0	0	
441500	H1097 TRANSFER TO GENERAL FUND		0	846	0	0	0	
441500	H1105 TRANSFER TO GENERAL FUND		0	730	0	0	0	
441500	H1116 TRANSFER TO GENERAL FUND		0	2,408	0	0	0	
441500	H1122 TRANSFER TO GENERAL FUND		0	2,259	0	0	0	
441500	H1128 TRANSFER TO GENERAL FUND		0	716	0	0	0	
441500 Total:			52,493	59,885	104,041	104,041	103,496	
17451702 Total:			53,712	60,978	115,441	108,441	134,196	24
17451707 HOME - OPERATING EXP								
491200	CHDO OPERATING		0	0	20,000	10,000	40,000	>100*
491700	CHDO SET ASIDE		0	0	229,187	20,000	113,783	>100*
17451707 Total:			0	0	249,187	30,000	153,783	>100*
HOME PROGRAM TOTAL:			180,879	367,444	1,402,512	629,571	1,312,979	>100*



# CITY OF DECATUR 2021 BUDGET DETAIL

17	HOME FUND	2018 Actual	2019 Actual	2020 Budget	2020 Projected	2021 Budget	% vs 2020P
<hr/>							
171	PROGRAM DELIVERY COSTS						
<hr/>							
17451717	HOME PROGRAM EXPENSE						
491250	RESIDENTIAL REHAB	99,452	225,471	508,256	250,000	387,021	55
	Full homeowner rehab to bring house up to code					387,021	
492000	SUPPORTIVE HOUSING	0	0	0	0	250,000	100*
492500	1ST HOMEBUYER PROGRAM	0	0	165,000	0	100,000	100*
492700	REHAB PROGRAMS	753	0	0	0	0	
17451717 Total:		100,205	225,471	673,256	250,000	737,021	>100*
<hr/>							
PROGRAM DELIVERY COSTS TOTAL:		100,205	225,471	673,256	250,000	737,021	>100*
<hr/>							
Fund Revenue TOTAL:		127,167	306,466	1,037,884	491,130	1,025,000	
Fund Expense TOTAL:		153,917	286,449	1,037,884	388,441	1,025,000	
SURPLUS (DEFICIT):		(26,750)	20,017	0	102,689	0	

# CITY OF DECATUR 2021 BUDGET DETAIL

18	CDBG FUND	2018 Actual	2019 Actual	2020 Budget	2020 Projected	2021 Budget	% vs 2020P
<b>180 CDBG</b>							
<b>1845180 CDBG FUND REVENUE</b>							
302106	FEDERAL GRANTS	1,035,506	1,050,661	2,168,315	1,598,732	3,584,047	>100*
306744	DCDF PROGRAM INCOME	1,024	3,227	1,500	4,250	1,500	(65)
308802	SALE OF CITY PROPERTY	1,805	0	0	0	0	
308807	DEMOLITION PAYMENTS	400	0	0	0	0	
309900	BOND OR NOTE PROCEEDS	0	810,000	0	0	0	
1845180 Total:		<b>1,038,735</b>	<b>1,863,888</b>	<b>2,169,815</b>	<b>1,602,982</b>	<b>3,585,547</b>	<b>&gt;100*</b>
<b>CDBG TOTAL:</b>		<b>1,038,735</b>	<b>1,863,888</b>	<b>2,169,815</b>	<b>1,602,982</b>	<b>3,585,547</b>	<b>&gt;100*</b>
<b>181 PROJECTS</b>							
<b>18451812 CDBG PROJECTS - OP EXPS</b>							
441500	GENERAL FUND REIMBURSEMENT	25,524	18,492	222,600	222,650	204,219	(8)
441500	C1056 TRANSFER TO GENERAL FUND	75,000	0	0	0	0	
441500	C1090 TRANSFER TO GENERAL FUND	115,663	77,015	0	0	0	
441500	C1124 TRANSFER TO GENERAL FUND	0	115,853	0	0	0	
18451812 Total:		<b>216,187</b>	<b>211,360</b>	<b>222,600</b>	<b>222,650</b>	<b>204,219</b>	<b>(8)</b>
<b>18451817 CDBG PROJ - FEDERAL EXP</b>							
471500	PUBLIC SERVICES	54,706	69,816	72,000	50,000	117,000	>100*
	Project Read					40,000	
	RFP to assist with workforce training					77,000	
471900	DEMOLITIONS	0	0	400,000	200,000	400,000	100
	neighborhood revitalization					400,000	
489060	SIDEWALKS	4,304	0	400,000	0	400,000	100*
	neighborhood revitalization in one of the three targeted areas					400,000	
18451817 Total:		<b>59,010</b>	<b>69,816</b>	<b>872,000</b>	<b>250,000</b>	<b>917,000</b>	<b>&gt;100*</b>
<b>PROJECTS TOTAL:</b>		<b>275,197</b>	<b>281,176</b>	<b>1,094,600</b>	<b>472,650</b>	<b>1,121,219</b>	<b>&gt;100*</b>
<b>183 REHAB PROJECTS</b>							
<b>18451832 CDBG REHAB-OPERATING EXP</b>							
420100	ADVERTISING	0	0	2,000	0	2,000	100*
	Con plan/action plan/marketing of programs					2,000	
423300	TELEPHONE	393	583	0	800	2,000	>100*
424000	TRAINING SCHOOL EXPENSES	2,321	0	8,000	3,000	8,000	>100*
	LEAD training and license/environmental					8,000	
424100	CONFERENCES & TRAVEL	35	20	3,000	3,000	3,000	
	Revitalization					3,000	
424500	POSTAGE	196	0	200	0	1,000	100*
424600	LEGAL SERVICES	0	0	3,000	0	3,000	100*
428400	MEMBERSHIP FEES	0	100	5,000	1,000	5,000	>100*
	membership for neigh. organizations and fed. group					5,000	

# CITY OF DECATUR 2021 BUDGET DETAIL

18	CDBG FUND	2018 Actual	2019 Actual	2020 Budget	2020 Projected	2021 Budget	% vs 2020P
<b>183 REHAB PROJECTS</b>							
<b>18451832 CDBG REHAB-OPERATING EXP</b>							
429900	CONTRACTUAL SERVICES	1,995	5,530	0	32,000	10,000	(69)
430200	PUBLICATIONS	0	40	1,000	100	1,000	>100*
441500	GENERAL FUND REIMBURSEMENT	6,420	5,712	45,933	46,900	44,988	(4)
441500	C1057 TRANSFER TO GENERAL FUND	26,796	22,769	0	0	0	
441500	C1088 TRANSFER TO GENERAL FUND	0	6,033	0	0	0	
	<b>441500 Total:</b>	<b>33,216</b>	<b>34,514</b>	<b>45,933</b>	<b>46,900</b>	<b>44,988</b>	
449900	SMALL CAPITAL ITEMS	0	525	0	0	5,000	100*
	<b>18451832 Total:</b>	<b>38,156</b>	<b>41,312</b>	<b>68,133</b>	<b>86,800</b>	<b>84,988</b>	<b>(2)</b>
<b>18451837 CDBG REHAB FED PROJECTS</b>							
470600	EMERGENCY PROGRAM	54,826	64,842	50,000	75,000	75,000	
	health & life safety includes electrical, water heaters and furnaces					75,000	
492700	REHAB PROJECTS	269,441	254,607	487,491	550,000	407,699	(26)
	roof, energy efficiency					407,699	
	<b>18451837 Total:</b>	<b>324,267</b>	<b>319,449</b>	<b>537,491</b>	<b>625,000</b>	<b>482,699</b>	<b>(23)</b>
	<b>REHAB PROJECTS TOTAL:</b>	<b>362,423</b>	<b>360,761</b>	<b>605,624</b>	<b>711,800</b>	<b>567,687</b>	<b>(20)</b>
<b>184 ADMINISTRATION</b>							
<b>18451842 CDBG ADMIN-OPERATING EXP</b>							
420100	ADVERTISING	728	646	5,000	1,200	5,000	>100*
	Con Plan meetings/programs/marketing					5,000	
423300	TELEPHONE	942	924	2,000	1,200	2,000	67
424000	TRAINING SCHOOL EXPENSES	3,274	268	10,000	500	10,000	>100*
	HUD training/LEAD/environmental					10,000	
424100	CONFERENCES & TRAVEL	2,784	1,976	20,000	6,200	17,500	>100*
	Revitalization and con plan training					17,500	
424500	POSTAGE	175	238	2,000	200	2,000	>100*
	mailings on revitalization					2,000	
427100	TEMPORARY AGENCY FEES	0	0	20,000	3,500	20,000	>100*
	intern or part time help					20,000	
428000	PROFESSIONAL SERVICES	0	500	20,000	1,000	72,000	>100*
	Project Manager/ Consultant/GIS software					72,000	
	Con Plan and Rehab projects						
428400	MEMBERSHIP FEES	0	100	2,000	0	2,000	100*
	organization fees					2,000	
428800	RENTAL - COPY MACHINE	58	0	0	0	0	
429900	CONTRACTUAL SERVICES	375	0	30,000	0	30,843	100*
	Project Manager and consultant					30,843	
430200	PUBLICATIONS	0	0	3,000	700	3,000	>100*
431000	FUEL EXPENSE	0	0	215	215	0	(100*)
434500	OFFICE SUPPLIES	16	101	3,000	200	5,000	>100*
	assistance to new office furniture/revitalization					5,000	

# CITY OF DECATUR 2021 BUDGET DETAIL

18	CDBG FUND	2018 Actual	2019 Actual	2020 Budget	2020 Projected	2021 Budget	% vs 2020P
<b>184 ADMINISTRATION</b>							
<b>18451842 CDBG ADMIN-OPERATING EXP</b>							
440900	PRINCIPAL PAYMENTS	190,000	1,005,000	200,000	200,000	205,000	3
	2019 HUD Sec 108; Refunded 2002 Wabash Crossing					205,000	
441000	INTEREST PAYMENT	0	0	15,717	15,717	10,617	(32)
	2019 HUD Sec 108; Refunded 2002 Wabash Crossing					10,617	
441500	GENERAL FUND REIMBURSEMENT	9,432	8,184	121,659	0	195,287	100*
	Existing personnel & expense					119,797	
	New Div 054 employee with full reimbursement					75,490	
441500	C1054 TRANSFER TO GENERAL FUND	71,582	0	0	0	0	
441500	C1087 TRANSFER TO GENERAL FUND	118,216	79,919	0	0	0	
441500	C1125 TRANSFER TO GENERAL FUND	0	94,422	0	0	0	
	<b>441500 Total:</b>	<b>199,230</b>	<b>182,525</b>	<b>121,659</b>	<b>0</b>	<b>195,287</b>	
449900	SMALL CAPITAL ITEMS	0	0	15,000	2,500	21,500	>100*
	office furniture					21,500	
449910	PROG INCOME - EXEMPT EXPENSE	591	96	0	0	0	
	<b>18451842 Total:</b>	<b>398,173</b>	<b>1,192,374</b>	<b>469,591</b>	<b>233,132</b>	<b>601,747</b>	<b>&gt;100*</b>
<b>18451847 CDBG ADMIN - FEDERAL PROJ</b>							
451000	AUTOMOTIVE EQUIPMENT	0	29,485	0	0	0	
	<b>18451847 Total:</b>	<b>0</b>	<b>29,485</b>	<b>0</b>	<b>0</b>	<b>0</b>	<b>&lt;(100*)</b>
	<b>ADMINISTRATION</b>	<b>TOTAL:</b>	<b>398,173</b>	<b>1,221,859</b>	<b>469,591</b>	<b>233,132</b>	<b>601,747 &gt;100*</b>
<b>185 CDBG-CV</b>							
<b>18451852 CDBG-CV OP EX</b>							
443400	ECONOMIC DEVELOPMENT	0	0	0	80,000	304,477	>100*
	Rental/Mortgage financial assistance to local business owners affected by COVID					304,477	
471500	PUBLIC SERVICES	0	0	0	100,000	531,810	>100*
	Covid related mortgage/rent/utility assistance to qualified residents whose income has been affected by the pandemic					531,810	
	<b>18451852 Total:</b>	<b>0</b>	<b>0</b>	<b>0</b>	<b>180,000</b>	<b>836,287</b>	<b>&gt;100*</b>
	<b>CDBG-CV</b>	<b>TOTAL:</b>	<b>0</b>	<b>0</b>	<b>0</b>	<b>180,000</b>	<b>836,287 &gt;100*</b>
<b>186 CDBG-CV3</b>							
<b>18451862 CDBG-CV3 OP EX</b>							
443400	ECONOMIC DEVELOPMENT	0	0	0	0	307,267	100*
	Rental/Mortgage financial assistance to small local business owners affected by Covid					307,267	

# CITY OF DECATUR 2021 BUDGET DETAIL

18	CDBG FUND	2018 Actual	2019 Actual	2020 Budget	2020 Projected	2021 Budget	% vs 2020P
<hr/>							
186	CDBG-CV3						
<hr/>							
18451862	CDBG-CV3 OP EX						
471500	PUBLIC SERVICES	0	0	0	0	151,340	100*
	Mortgage/rent/utility assistance to qualified residents whose income has been affected by the pandemic					151,340	
	18451862 Total:	0	0	0	0	458,607	<(100*)
	CDBG-CV3 TOTAL:	0	0	0	0	458,607	<(100*)
Fund Revenue TOTAL:		1,038,735	1,863,888	2,169,815	1,602,982	3,585,547	
Fund Expense TOTAL:		1,035,793	1,863,796	2,169,815	1,597,582	3,585,547	
SURPLUS (DEFICIT):		2,942	92	0	5,400	0	

# CITY OF DECATUR 2021 BUDGET DETAIL

82	DCDF FUND	2018 Actual	2019 Actual	2020 Budget	2020 Projected	2021 Budget	% vs 2020P
<hr/>							
820	DCDF						
8245820	DCDF FUND REVENUES						
307101	INTEREST INCOME	532	1,551	0	0	0	
308807	DEMOLITION PAYMENTS	200	75	0	200	0	<(100*)
309992	LOAN REPAYMENT	17,816	20,264	18,000	18,000	18,000	
8245820 Total:		18,548	21,890	18,000	18,200	18,000	(1)
82458202	DCDF - OPERATING EXP						
424500	POSTAGE	46	8	50	50	50	
424600	LEGAL SERVICES	0	0	500	0	500	100*
425300	RECORDING FEES	10	31	50	150	50	(67)
429900	CONTRACTUAL SERVICES	5,836	3,978	6,500	6,225	6,500	4
	project manager					6,500	
434500	OFFICE SUPPLIES	0	0	50	25	0	(100*)
448100	CDBG PROGRAM INCOME	1,024	3,227	1,500	4,250	1,500	(65)
449200	TAX & INSURANCE PAYMENTS	5,721	5,604	7,500	7,500	7,500	
470100	HOME PURCHASE PROGRAM	280	0	138,850	0	124,276	100*
	Program to rehab and resale home to a low income homeowner					124,276	
82458202 Total:		12,917	12,848	155,000	18,200	140,376	>100*
DCDF TOTAL:		31,465	34,738	173,000	36,400	158,376	<(100*)
Fund Revenue TOTAL:		18,548	21,890	18,000	18,200	18,000	
Fund Expense TOTAL:		12,917	12,848	155,000	18,200	140,376	
SURPLUS (DEFICIT):		5,631	9,042	(137,000)	0	(122,376)	

# CITY OF DECATUR 2021 BUDGET DETAIL

83	NEIGHBORHOOD IMPROVEMENTS	2018 Actual	2019 Actual	2020 Budget	2020 Projected	2021 Budget	% vs 2020P
<hr/>							
<b>830</b>	<b>NEIGHBORHOOD IMPROVEMENTS</b>						
<b>8340830</b>	<b>NEIGHBORHOOD IMPROV REVENUE</b>						
307101	INTEREST INCOME	44	9	0	0	0	
307141	INVESTMENT INCOME	70	6	0	0	0	
8340830 Total:		<b>114</b>	<b>15</b>	<b>0</b>	<b>0</b>	<b>0</b>	<b>&lt;(100*)</b>
<b>83408302</b>	<b>NEIGHBRHD IMPROV-OPERATNG EXP</b>						
448502	NEIGHBORHOOD SAFETY & CLEANUP	25,975	0	0	0	0	
474005	NEIGHBORHOOD ACTIVITIES	1,793	2,023	0	0	0	
83408302 Total:		<b>27,768</b>	<b>2,023</b>	<b>0</b>	<b>0</b>	<b>0</b>	<b>&lt;(100*)</b>
<b>NEIGHBORHOOD IMPROVEMENTS TOTAL:</b>		<b>27,882</b>	<b>2,038</b>	<b>0</b>	<b>0</b>	<b>0</b>	<b>&lt;(100*)</b>
<b>Fund Revenue TOTAL:</b>		<b>114</b>	<b>15</b>	<b>0</b>	<b>0</b>	<b>0</b>	
<b>Fund Expense TOTAL:</b>		<b>27,768</b>	<b>2,023</b>	<b>0</b>	<b>0</b>	<b>0</b>	
<b>SURPLUS (DEFICIT):</b>		<b>(27,654)</b>	<b>(2,008)</b>	<b>0</b>	<b>0</b>	<b>0</b>	

# CITY OF DECATUR 2021 BUDGET DETAIL

84	COMMUNITY REVITALIZATION FUND	2018 Actual	2019 Actual	2020 Budget	2020 Projected	2021 Budget	% vs 2020P
<hr/>							
<b>840</b>	<b>COMMUNITY REVITALIZATION</b>						
<b>8445840</b>	<b>COMMUNITY REVITALIZATION REV</b>						
302107	STATE GRANTS OR OTHER	0	125,000	1,355,000	1,188,875	0	<(100*)
306700	TRANSFER FROM OTHER FUNDS	300,000	0	0	0	0	
307101	INTEREST INCOME	4,123	12,615	10,000	1,360	500	(63)
307141	INVESTMENT INCOME	2,218	1,877	0	4,500	4,500	
308807	DEMOLITION PAYMENTS	800	1,100	0	400	0	<(100*)
8445840 Total:		<b>307,141</b>	<b>140,592</b>	<b>1,365,000</b>	<b>1,195,135</b>	<b>5,000</b>	<b>&lt;(100*)</b>
<b>84458402</b>	<b>COMMUNITY REVITALIZATION OP EX</b>						
424800	DEMOLITION EXPENSES	73,962	335,611	128,000	0	139,398	100*
	To be determined					139,398	
428000	PROFESSIONAL SERVICES	0	6,805	0	11,142	0	(100*)
449950	LARGE CAPITAL ITEMS	0	0	150,000	0	0	
84458402 Total:		<b>73,962</b>	<b>342,416</b>	<b>278,000</b>	<b>11,142</b>	<b>139,398</b>	<b>&gt;100*</b>
<b>COMMUNITY REVITALIZATION TOTAL:</b>		<b>381,103</b>	<b>483,008</b>	<b>1,643,000</b>	<b>1,206,277</b>	<b>144,398</b>	<b>&lt;(100*)</b>
<b>841</b>	<b>COMM REVITALIZATION GRANT</b>						
<b>84458412</b>	<b>COMM REVIT GRANT OP EX</b>						
408899	G57 GRANT #2 MISC EXPENSE	0	0	25,000	0	25,000	100*
424800	G37 GRANT #1 DEMOLITION EXPENSES	0	377,734	864,000	257,538	373,924	45
424800	G57 GRANT #2 DEMOLITION EXPENSES	0	0	400,000	0	533,875	100*
	Augment other budget allocations to remove derelict and/or abandoned buildings.					533,875	
424800 Total:		<b>0</b>	<b>377,734</b>	<b>1,264,000</b>	<b>257,538</b>	<b>907,799</b>	
445908	G57 GRANT #2 TRANSFER TO TRANSIT	0	0	25,000	0	25,000	100*
	Partial offset of cost to provide additional bus service in or near target neighborhoods.					25,000	
449950	LARGE CAPITAL ITEMS	0	0	300,000	0	0	
450100	G57 GRANT #2 LAND ACQUISITION	0	0	400,000	36,842	363,158	>100*
	Funds to assemble and acquire property in or near target neighborhoods for development projects.					363,158	
452000	G57 GRANT #2 OTHER EQUIPMENT	0	0	150,000	0	150,000	100*
84458412 Total:		<b>0</b>	<b>377,734</b>	<b>2,164,000</b>	<b>294,380</b>	<b>1,470,957</b>	<b>&gt;100*</b>



# CITY OF DECATUR 2021 BUDGET DETAIL

84	COMMUNITY REVITALIZATION FUND	2018 Actual	2019 Actual	2020 Budget	2020 Projected	2021 Budget	% vs 2020P
<hr/>							
841	COMM REVITALIZATION GRANT						
84458415	COMMUNITY REV GRANT CAPITAL						
450100	G37 GRANT #1 LAND ACQUISITION	0	55,408	0	0	0	
	84458415 Total:	0	55,408	0	0	0	<(100*)
	COMM REVITALIZATION GRANT TOTAL:	0	433,142	2,164,000	294,380	1,470,957	>100*
	Fund Revenue TOTAL:	307,141	140,592	1,365,000	1,195,135	5,000	
	Fund Expense TOTAL:	73,962	775,558	2,442,000	305,522	1,610,355	
	SURPLUS (DEFICIT):	233,179	(634,966)	(1,077,000)	889,613	(1,605,355)	



## Enterprise Funds

### Fund Summary

(Whole \$)

#### Fund Name and Number

#### 70 Mass Transit Operations

Accounts for the operation and maintenance of the City owned public transit system.

Fund Revenue Total:	9,186,565	9,402,044	13,965,181	12,480,199	12,638,492
Fund Expense Total:	7,681,218	7,532,736	14,395,368	13,827,931	12,632,457
<b>Surplus / (Deficit)</b>	<b>1,505,347</b>	<b>1,869,308</b>	<b>(430,187)</b>	<b>(1,347,732)</b>	<b>6,035</b>
Beginning Cash Balance	\$ 16,144	\$ 18,669	\$ 1,487,977	\$ 1,487,977	\$ 140,245
Balance Sheet Adjustments	\$ (1,502,822)	\$ (400,000)			
<b>Ending Cash Balance</b>	<b>\$ 18,669</b>	<b>\$ 1,487,977</b>	<b>\$ 1,057,790</b>	<b>\$ 140,245</b>	<b>\$ 146,280</b>

#### 77 Fiber Optics Fund

Accounts for the construction, operation and maintenance of the City owned fiber optics network. Revenues derived from the sale of fiber service.

Fund Revenue Total:	720,786	30,785	825,975	32,846	832,882
Fund Expense Total:	597,634	309,682	866,000	63,644	861,000
<b>Surplus / (Deficit)</b>	<b>123,151</b>	<b>(278,897)</b>	<b>(40,025)</b>	<b>(30,798)</b>	<b>(28,118)</b>
Beginning Cash Balance	\$ 270,916	\$ 394,067	\$ 115,171	\$ 115,171	\$ 84,373
Balance Sheet Adjustments					
<b>Ending Cash Balance</b>	<b>\$ 394,067</b>	<b>\$ 115,171</b>	<b>\$ 75,146</b>	<b>\$ 84,373</b>	<b>\$ 56,255</b>

#### 78 Public Works Storm Water

Accounts for the construction, operation and maintenance of the City owned storm water sewer system. Revenues are generated through charges to property owners based upon property size.

Fund Revenue Total:	2,810,894	2,986,175	1,710,552	1,712,980	1,702,536
Fund Expense Total:	2,423,512	2,444,112	2,363,432	1,498,902	2,426,028
<b>Surplus / (Deficit)</b>	<b>387,382</b>	<b>542,063</b>	<b>(652,880)</b>	<b>214,078</b>	<b>(723,492)</b>
Beginning Cash Balance	\$ 1,684,013	\$ 2,071,375	\$ 2,613,438	\$ 2,613,438	\$ 2,827,516
Balance Sheet Adjustments	\$ (20)				
<b>Ending Cash Balance</b>	<b>\$ 2,071,375</b>	<b>\$ 2,613,438</b>	<b>\$ 1,960,558</b>	<b>\$ 2,827,516</b>	<b>\$ 2,104,024</b>

#### 79 Public Works Sewer Fund

Accounts for the construction, operation and maintenance of the City owned sanitary sewer system. Revenues are generated through charges to users based upon water consumption.

Fund Revenue Total:	8,397,575	6,633,894	11,273,155	12,080,201	6,972,970
Fund Expense Total:	7,569,916	5,102,251	14,629,640	10,210,280	11,073,343
<b>Surplus / (Deficit)</b>	<b>827,659</b>	<b>1,531,643</b>	<b>(3,356,485)</b>	<b>1,869,921</b>	<b>(4,100,373)</b>
Beginning Cash Balance	\$ 6,325,600	\$ 7,153,254	\$ 8,684,892	\$ 8,684,892	\$ 10,554,813
Balance Sheet Adjustments	\$ (5)	\$ (5)			
<b>Ending Cash Balance</b>	<b>\$ 7,153,254</b>	<b>\$ 8,684,892</b>	<b>\$ 5,328,407</b>	<b>\$ 10,554,813</b>	<b>\$ 6,454,440</b>



## Enterprise Funds

### Fund Summary

(Whole \$)

#### Fund Name and Number

2018 Actual	2019 Actual	2020 Budget	2020 Projection	2021 Budget
----------------	----------------	----------------	--------------------	----------------

#### 80 Public Works Water Utility

Accounts for the construction, operation, and maintenance of the City owned water treatment and distribution system. Revenues are generated through charges to users based upon water consumption.

Fund Revenue Total:	30,310,636	30,327,748	43,168,552	43,299,361	31,292,592
Fund Expense Total:	29,273,079	30,888,911	44,153,433	42,781,954	31,181,812
<b>Surplus / (Deficit)</b>	<b>1,037,557</b>	<b>(561,163)</b>	<b>(984,881)</b>	<b>517,407</b>	<b>110,780</b>
<i>Beginning Cash Balance</i>	<b>\$ 2,491,630</b>	<b>\$ 4,854,519</b>	<b>\$ 4,889,501</b>	<b>\$ 4,889,501</b>	<b>\$ 5,406,908</b>
<i>Balance Sheet Adjustments</i>	<b>\$ 1,325,331</b>	<b>\$ 596,146</b>			
<b>Ending Cash Balance</b>	<b>\$ 4,854,519</b>	<b>\$ 4,889,501</b>	<b>\$ 3,904,620</b>	<b>\$ 5,406,908</b>	<b>\$ 5,517,688</b>

#### 81 Public Works Water Capital

Accounts for financial resources used for capital investment in the City water system.

Fund Revenue Total:	3,845,764	4,249,755	4,230,000	4,134,977	11,000,000
Fund Expense Total:	1,834,725	5,318,179	6,930,186	4,699,060	16,362,331
<b>Surplus / (Deficit)</b>	<b>2,011,039</b>	<b>(1,068,424)</b>	<b>(2,700,186)</b>	<b>(564,083)</b>	<b>(5,362,331)</b>
<i>Beginning Cash Balance</i>	<b>\$ 3,749,453</b>	<b>\$ 3,778,676</b>	<b>\$ 2,710,252</b>	<b>\$ 2,710,252</b>	<b>\$ 2,146,169</b>
<i>Balance Sheet Adjustments</i>	<b>\$ (1,981,816)</b>				
<b>Ending Cash Balance</b>	<b>\$ 3,778,676</b>	<b>\$ 2,710,252</b>	<b>\$ 10,066</b>	<b>\$ 2,146,169</b>	<b>\$ (3,216,162)</b>

#### 86 Public Works Water Debt Service

Debt service reserve fund for Water Utility debt service payments.

Fund Revenue Total:	-	-	-	-	-
Fund Expense Total:	-	-	-	-	-
<b>Surplus / (Deficit)</b>	<b>-</b>	<b>-</b>	<b>-</b>	<b>-</b>	<b>-</b>
<i>Beginning Cash Balance</i>	<b>\$ 12,500,000</b>	<b>\$ 12,500,000</b>	<b>\$ 12,500,000</b>	<b>\$ 12,500,000</b>	<b>\$ 12,500,000</b>
<i>Balance Sheet Adjustments</i>					
<b>Ending Cash Balance</b>	<b>\$ 12,500,000</b>	<b>\$ 12,500,000</b>	<b>\$ 12,500,000</b>	<b>\$ 12,500,000</b>	<b>\$ 12,500,000</b>

#### 88 Recycling Program Operations

Accounts for the operating of the City wide residential recycling program.

Fund Revenue Total:	691,350	696,418	692,550	688,900	688,900
Fund Expense Total:	649,183	662,794	657,067	658,676	657,260
<b>Surplus / (Deficit)</b>	<b>42,167</b>	<b>33,624</b>	<b>35,483</b>	<b>30,224</b>	<b>31,640</b>
<i>Beginning Cash Balance</i>	<b>\$ 46,883</b>	<b>\$ 88,256</b>	<b>\$ 121,100</b>	<b>\$ 121,100</b>	<b>\$ 151,324</b>
<i>Balance Sheet Adjustments</i>	<b>\$ (794)</b>	<b>\$ (779)</b>			
<b>Ending Cash Balance</b>	<b>\$ 88,256</b>	<b>\$ 121,100</b>	<b>\$ 156,583</b>	<b>\$ 151,324</b>	<b>\$ 182,964</b>



## Enterprise Funds

### Fund Summary

(Whole \$)

Fund Name and Number

2018 Actual	2019 Actual	2020 Budget	2020 Projection	2021 Budget
----------------	----------------	----------------	--------------------	----------------

#### 89 Public Works Water Construction

Accounts for capital improvements that are financed by the proceeds from the issuance of Bonds.

Fund Revenue Total:	17,869,210	74,229	15,000	693	-
Fund Expense Total:	11,917,482	11,418,861	3,303,547	154,270	217,329
<b>Surplus / (Deficit)</b>	<b>5,951,728</b>	<b>(11,344,632)</b>	<b>(3,288,547)</b>	<b>(153,577)</b>	<b>(217,329)</b>
Beginning Cash Balance	\$ 5,763,810	\$ 11,715,538	\$ 370,906	\$ 370,906	\$ 217,329
Balance Sheet Adjustments					
<b>Ending Cash Balance</b>	<b>\$ 11,715,538</b>	<b>\$ 370,906</b>	<b>\$ (2,917,641)</b>	<b>\$ 217,329</b>	<b>\$ -</b>

## **MASS TRANSIT OPERATIONS**

### **Program Description**

The Mass Transit budget in Decatur is run as an enterprise fund within the larger City budget. The Transit Operations provide about 1.2 million rides on its fleet annually within Decatur and the surrounding area. The Transit Operations are broken up into two different service types, fixed route and on demand paratransit service. Our fixed route service operates six (6) days a week on fifteen (15) bus routes. Our paratransit services also operate six (6) days a week, with no service on Sunday for either. Transit also operates the trolley that provides unique limited service in the urban core.

The Decatur Public Transit System (DPTS) is going through a multiyear reorganization, restructuring, and evolution. In the past this service was operated directly by city employees, and over the years it has been incrementally contracted out to the point where we now have just has 2 city employees within this service and the remaining 70 employees are provided by a private company. The City is currently evaluating proposals for a “turn key” transit provider to continue this service while minimizing the City’s involvement in the daily operations of this service. The longer-term goal of this transformation is for the City to just provide contract oversight to a professional forward-looking transit provider who brings national and global best practices and technological improvements to the DPTS.

### **Staffing**

The Mass Transit Operations staffing includes (1) one Transit Administrator, and (1) one Grants & Procurement Manager. This City service falls directly under the City Manager’s Office, and is supported accordingly.

### **Budget Highlights**

1. The City received 14 new buses in 2019, and we will receive 4 more new buses within a couple of months, to completely replace all of our fixed route buses.
2. The City has been allotted more than \$6M under CARES Act to be used for transit operations and capital needs over the next few years to reduce the COVID-19 impacts.
3. The City has received State Capital monies to replace an antiquated fare collection system.
4. Budgeted to replace at least one trolley, utilizing 100% grant monies.

### **Performance Outcomes**

Performance Outcomes for Mass Transit are designed to reflect progress towards becoming the best small urban transit system in Illinois.

1. Increase ridership on the fixed route system.
2. Improve the maintenance and appearance City’s bus shelters and stops.

3. Increase number of local employers who constitutently buy passes for their employees.
4. Increase non-ridership revenues.
5. Meet or exceed customer expectations by consistently delivering reliable service demonstrated through rider satisfaction surveys.

# CITY OF DECATUR 2021 BUDGET DETAIL

70	MASS TRANSIT -OPERATION	2018 Actual	2019 Actual	2020 Budget	2020 Projected	2021 Budget	% vs 2020P
<hr/>							
700	MASS TRANSIT OPERATIONS						
7041700	MASS TRANSIT-OPERATING REVENUE						
302106	FEDERAL GRANTS	129,127	3,451,087	5,625,130	5,772,472	4,356,257	(25)
	Operating funds from Federal 5307 program					1,850,000	
	4 buses to be received late 2020					1,021,257	
	Capital: \$185,000					185,000	
	Operating and Capital Federal CARES ACT					1,300,000	
	Anticipated loss revenue fares, replaced through CARES ACT						
302107	STATE GRANTS OR OTHER	8,480,223	5,379,517	7,605,580	6,250,000	8,150,935	30
	Operating					6,283,000	
	4 buses to be received late 2020					652,935	
	Capital					1,140,000	
	State planning grant					75,000	
303201	PASSENGER REV - FAREBOX	277,368	250,232	275,385	61,137	0	<(100*)
303202	PASSENGER REV - OTHER	8,297	5,640	8,500	7,524	8,500	13
303204	TOKEN & PUNCH CARDS	214,320	181,967	217,646	70,700	0	<(100*)
303309	ADVERTISING	27,017	39,936	41,805	23,032	25,000	9
303311	OPERATION UPLIFT REVENUE	39,313	32,554	36,550	7,592	0	<(100*)
303314	NON TRANSPORTATION REVENUE	1,795	2,355	0	505	1,000	98
305525	CONCESSION REVENUE	4,151	5,446	5,164	2,063	2,500	21
306753	DUATS PERSONNEL/EXP REIMB	0	48,474	33,761	149,434	90,000	(40)
307101	INTEREST INCOME	1,332	4,012	0	55	250	>100*
308802	SALE OF CITY PROPERTY	3,221	750	0	20,000	4,000	(80)
308890	REIMBURSEMENT OF EXPENSE	372	75	0	25	50	100
308899	MISCELLANEOUS INCOME	29	0	0	0	0	
309900	BOND OR NOTE PROCEEDS	0	0	115,660	115,660	0	<(100*)
7041700 Total:		9,186,565	9,402,045	13,965,181	12,480,199	12,638,492	1
MASS TRANSIT OPERATIONS TOTAL:		9,186,565	9,402,045	13,965,181	12,480,199	12,638,492	1

# CITY OF DECATUR 2021 BUDGET DETAIL

70	MASS TRANSIT -OPERATION	2018 Actual	2019 Actual	2020 Budget	2020 Projected	2021 Budget	% vs 2020P
<hr/>							
701	MT-OPERATIONS						
70417011	MT ADMIN - PERSONNEL SVC						
409000	SALARIES	283,396	299,429	162,794	251,040	167,274	(33)
410100	OVERTIME	6,384	4,704	0	0	0	
410500	PENSION CONTRIBUTION	15,263	16,174	17,861	16,870	20,044	19
410700	FICA/MEDICARE	21,104	21,990	12,456	12,410	12,799	3
411100	LIFE INSURANCE	686	724	522	483	534	11
411200	MEDICAL INSURANCE	92,237	91,586	35,500	35,100	31,200	(11)
411300	UNEMPLOYMENT COMP	1,346	1,933	0	40	0	(100*)
411400	WORKERS' COMPENSATION	27,839	25,206	0	686	0	(100*)
411500	SERVICE RECOGNITION	15	105	25	25	35	40
441700	S/T DISABILITY INSURANCE	393	423	0	0	0	
70417011 Total:		448,663	462,274	229,158	316,654	231,886	(27)
70417012	MT ADMIN - OPERATING EXP						
411300	TO EMPL BENEFITS-UNEMPLOYMENT	60	72	36	36	72	100
420000	PROMOTIONAL ADVERT	194	0	250	0	250	100*
	promotional items to utilize at job fairs and other events promoting transit.					250	
420100	ADVERTISING	429	3,475	3,500	700	2,500	>100*
	This line item is utilized to advertise for Request for Proposals or Invitations for Bids. It will also be used to Market for new ridership and/or advertise new services.					2,500	
420200	PRINTING AND BINDING	1,325	2,273	6,000	500	4,000	>100*
	Printing and binding to reflect the costs to reprint maps and schedules due to changes in service.					4,000	
421300	SERV-OFFICE EQUIPMENT	2,063	2,413	2,654	2,654	2,650	0
	This cost is associated with servicing office equipment in line with 2020 budget.					2,650	
	This item is for servicing office equipment and is in line with 2020 budget.					0	
421700	SERV TO MAINT COMM EQUIP	2,268	15,476	2,400	3,200	2,472	(23)
	This item is to maintain communication equipment. It was increased by 3%					2,472	
422600	MANAGEMENT SERVICES	159,063	168,180	0	16,000	0	(100*)
423000	GENERAL FUND IT SERVICES	63,504	56,976	58,044	58,044	130,188	>100*
423100	ELECTRICITY	29,589	25,739	28,541	27,000	29,968	11
423200	NATURAL GAS	20,695	21,860	23,000	23,000	24,150	5
	As we have not yet approached the winter months, with the available balance remaining in this line item, I am increasing by 5%.					24,150	
423300	TELEPHONE	1,762	2,486	1,800	3,668	2,923	(20)
	Telephone was up at this point of the fiscal year by around 38% I'm adding an additional 20% to the YTD of expenses.					2,923	
423400	WATER	4,978	5,084	5,307	5,307	5,756	8
423800	AUDITING SERVICES	5,481	18,791	8,500	14,000	8,500	(39)
423901	BANKING SERVICE CHARGES	1,199	656	1,200	300	300	
	Banking service was lower than what was anticipated in the budget for fiscal year ending June 30th					300	



# CITY OF DECATUR 2021 BUDGET DETAIL

70	MASS TRANSIT -OPERATION	2018 Actual	2019 Actual	2020 Budget	2020 Projected	2021 Budget	% vs 2020P
<hr/>							
701	MT-OPERATIONS						
70417012	MT ADMIN - OPERATING EXP						
423902	CREDIT CARD FEES	531	559	576	350	400	14
423903	CV19 COVID-19	0	0	0	80,000	1,000,000	>100*
424000	TRAINING SCHOOL EXPENSES	5,279	1,151	6,300	0	4,000	100*
	Transit Administrator and Procurement Manager are looking to attend (2) trainings each this upcoming year that are of importance to the needs of Transit. Both of is are anticipating attending the review training. Procurement Management, would like to attend the procurement for small and medium agencies and the procurement 4 series. The Administrator would like to attend the Title VI and Public Transit and Developing Transit Emergency Plan. all training were put on hold due to COVID 19.					4,000	
424100	CONFERENCES & TRAVEL	300	7,293	3,000	100	3,000	>100*
	Conference and Travel would include registration fees, travel and lodging and per diem to IPTA Illinois Public Transportation Conference and Rural Transit Assistance Center. Registration would be for two.					3,000	
424350	GENERAL FUND FIXED ALLOCATION	0	0	200,544	200,544	195,660	(2)
424500	POSTAGE	1,423	1,527	1,470	1,200	1,600	33
424700	COMPUTER SOFTWARE	500	2,549	13,000	12,000	18,000	50
	This line item will be utilized to purchase google Transit and software and equipment to take photo ID's for our free and reduced fare programs. This item was included in last years budget; however was not completed due to other priority projects.Part of this funding will be utilized to link maps and schedules with determined stops located on City;s website linked to Google Transit.					18,000	
425000	GENERAL FUND ADMIN FEE	205,116	179,112	0	0	0	
426500	MEDICAL SERVICES	8,089	8,081	0	0	0	
427100	TEMP AGENCY SERVICES	1,354	7,741	0	0	0	
428000	PROFESSIONAL SERVICES	31	4,763	3,173	0	38,500	100*
	Transit consultant					38,500	
428400	MEMBERSHIP FEES	8,514	0	9,700	0	8,500	100*
	This line item pays our yearly membership dues ti the Illinois Public Transportation Association.					8,500	
428800	RENTAL - COPY MACHINE	4,038	3,428	0	3,500	3,500	
429900	CONTRACTUAL SERVICES	0	0	6,322,903	5,457,000	0	(100*)
429900	TFR FIXED ROUTE VARIABLE HOURS	0	0	0	0	3,585,206	100*
429900	TMF MONTHLY FIXED FEE	0	0	0	0	2,360,640	100*
429900	TPT PARATRANSIT VARIABLE HOURS	0	0	0	0	475,082	100*
	429900 Total:	0	0	6,322,903	5,457,000	6,420,928	
430200	PUBLICATIONS	0	477	300	0	0	
434500	OFFICE SUPPLIES	7,029	7,237	250	320	1,000	>100*
440900	PRINCIPAL PAYMENTS	7,186	7,770	120,059	118,989	11,836	(90)
	2020 Regions Note; 2013 Regions Note refi Johnson Controls Initiative					11,836	
441000	INTEREST PAYMENT	4,428	4,171	4,537	2,814	2,136	(24)
	2020 Regions Note; 2013 Regions Note refi Johnson Controls Initiative					2,136	
441504	GENERAL FUND PURCHASING	17,988	11,868	0	0	0	
441506	GENERAL FUND HUMAN RES	828	1,452	0	0	0	

# CITY OF DECATUR 2021 BUDGET DETAIL

70	MASS TRANSIT -OPERATION		2018 Actual	2019 Actual	2020 Budget	2020 Projected	2021 Budget	% vs 2020P
<hr/>								
701	MT-OPERATIONS							
70417012	MT ADMIN - OPERATING EXP							
447200	BOND OR NOTE ISSUANCE COSTS		0	0	3,336	3,336	0	(100*)
449900	SMALL CAPITAL ITEMS		6,210	2,770	5,000	3,000	5,000	67
	This line item is utilize to purchase items associate with IT i.e, security cameras, laptop upgrades etc. i						5,000	
	70417012 Total:		571,454	575,430	6,835,380	6,037,562	7,927,789	31
	MT-OPERATIONS	TOTAL:	1,020,117	1,037,704	7,064,538	6,354,216	8,159,675	28

# CITY OF DECATUR 2021 BUDGET DETAIL

70	MASS TRANSIT -OPERATION		2018 Actual	2019 Actual	2020 Budget	2020 Projected	2021 Budget	% vs 2020P
702	MT-MAINTENANCE							
70417021	MT MAINTENANCE - PERSONNEL SVC							
409000	SALARIES		550,141	556,885	0	86,650	0	(100*)
410100	OVERTIME		23,800	31,723	0	483	0	(100*)
410500	PENSION CONTRIBUTION		18,237	19,683	0	0	0	
410700	FICA/MEDICARE		41,163	41,095	0	1,058	0	(100*)
411100	LIFE INSURANCE		1,464	1,481	0	0	0	
411200	MEDICAL INSURANCE		160,689	166,886	0	0	0	
411300	UNEMPLOYMENT COMP		3,108	2,907	0	0	0	
411400	WORKERS' COMPENSATION		94,112	80,800	0	2,208	0	(100*)
411500	SERVICE RECOGNITION		35	55	0	0	0	
441700	S/T DISABILITY INSURANCE		1,554	1,743	0	0	0	
70417021 Total:			894,303	903,258	0	90,399	0	<(100*)
70417022	MT MAINTENANCE - OPERATING EXP							
421000	SERVICE TO MAINT BUILDINGS		20,267	18,887	15,000	18,425	18,000	(2)
	This line item is utilized to maintain building at both Transit Admin Building and Transfer building.						18,000	
	To keep the building assets in good condition as required by the FTA.							
421400	SERVICE- OTHER EQUIP		307	0	500	200	500	>100*
421700	SERV TO MAINT COMM EQUIP		20,395	18,844	20,000	15,000	16,000	7
	This line item is to maintain all communication equipment. radios, dispatch equipment etc. I have decreased this line item by 4,000.00. This line item is needed for transit operations.						16,000	
422400	SERV - SHOP EQUIP		1,472	1,062	1,300	4,477	3,000	(33)
422700	INSPECTION FEES		3,739	3,410	3,500	3,500	4,000	14
425600	FREIGHT & CARTAGE		210	551	200	200	150	(25)
427700	SERV - REVENUE EQUIP		97,957	111,973	61,562	61,562	60,000	(3)
428060	JANITORIAL SERVICES		2,125	1,955	0	0	0	
428300	LAUNDRY SERVICES		6,043	6,924	0	300	0	(100*)
430400	CLOTHING		4,292	3,812	0	150	0	(100*)
431100	LUBRICANTS		1,702	1,731	2,000	6,500	4,000	(38)
431200	JANITORIAL SUPPLIES		9,350	9,365	0	250	100	(60)
431300	ANTIFREEZE		2,510	3,050	2,500	0	3,500	100*
	Antifreeze purchases for fleet This is an item needed to maintain fleet of vehicles						3,500	
431400	CLEANING - REV EQUIP		751	787	1,000	300	500	67
432000	MATERIALS - BUILDINGS		10,542	16,422	12,000	12,000	15,000	25
432800	MATERIALS - EQUIPMENT		6,566	3,511	1,100	3,000	2,500	(17)
433410	MATERIAL- NON REV VEH		3,486	7,449	3,500	6,000	6,000	
	Parts to replace and maintain non-revenue vehicles The majority of Transit non-revenue vehicles are old and in need of maintenance other than regular.						6,000	
434000	MINOR EQUIP & TOOLS		1,212	825	1,000	5,000	5,000	
434100	EMPLOYEE MINOR EQUIP		1,750	2,351	0	0	0	

# CITY OF DECATUR 2021 BUDGET DETAIL

70	MASS TRANSIT -OPERATION		2018 Actual	2019 Actual	2020 Budget	2020 Projected	2021 Budget	% vs 2020P
702	MT-MAINTENANCE							
70417022	MT MAINTENANCE - OPERATING EXP							
434200	MATERIAL - SHOP EQUIP		6,137	3,114	4,000	4,000	4,000	
	This line item is utilized for equipment to maintain, fleet of vehicles and buildings						4,000	
	To have the necessary equipment to maintain building and fleet of vehicles.							
434300	MATERIAL - REVENUE EQUIP		373,751	361,266	260,000	200,000	200,000	
	In fiscal year ending June 30, 2019 we were over budget by around \$50,000. I'm anticipating this number to be around \$320,000 and does include rebuilding of two of the 2010 engines.						200,000	
436100	OIL		24,844	24,628	28,000	20,000	20,000	
440900	PRINCIPAL PAYMENTS		28,239	29,056	29,883	29,876	30,727	3
	2015 Soy Capital Note; Motorola Radio Project						30,727	
441000	INTEREST PAYMENT		4,160	3,343	2,516	2,523	1,672	(34)
	2015 Soy Capital Note; Motorola Radio Project						1,672	
444000	MOTOR VEH LICENSE FEES		0	111	575	3,500	1,200	(66)
70417022 Total:			631,807	634,427	450,136	396,763	395,849	0
MT-MAINTENANCE		TOTAL:	1,526,110	1,537,685	450,136	487,162	395,849	(19)

# CITY OF DECATUR 2021 BUDGET DETAIL

70	MASS TRANSIT -OPERATION		2018 Actual	2019 Actual	2020 Budget	2020 Projected	2021 Budget	% vs 2020P	
703	MT-TRANSPORTATION								
70417031	MT TRANSPORT - PERSONNEL								
409000	SALARIES		2,372,458	2,282,988	0	265,812	0	(100*)	
410100	OVERTIME		166,973	283,707	0	7,809	0	(100*)	
410500	PENSION CONTRIBUTION		102,291	110,490	0	0	0		
410700	FICA/MEDICARE		179,906	182,256	0	5,358	0	(100*)	
411100	LIFE INSURANCE		6,532	6,330	0	(2,052)	0	<(100*)	
411200	MEDICAL INSURANCE		621,744	558,615	0	55	0	(100*)	
411300	UNEMPLOYMENT COMP		15,549	15,059	0	93	0	(100*)	
411400	WORKERS' COMPENSATION		433,215	365,396	0	10,818	0	(100*)	
411500	SERVICE RECOGNITION		690	525	0	0	0		
441700	S/T DISABILITY INSURANCE		6,867	7,531	0	0	0		
70417031 Total:			3,906,225	3,812,897	0	287,893	0	<(100*)	
70417032	MT TRANSPORT - OPERATING EXP								
425900	HANDICAPPED TRANSPORT		7,809	637	0	0	0		
430400	CLOTHING		17,430	13,492	0	1,000	0	(100*)	
431000	FUEL EXPENSE		580,419	479,083	653,294	450,000	563,985	25	
431700	TIRES AND TUBES		37,199	45,229	50,000	60,000	45,000	(25)	
432700	MAT FOR TRANSPORT EQUIP		0	631	1,500	0	500	100*	
434700	TRANSPORT SUPPLIES		1,765	0	0	0	0		
444000	MOTOR VEH LICENSE FEES		612	720	1,500	60	200	>100*	
70417032 Total:			645,234	539,792	706,294	511,060	609,685	19	
MT-TRANSPORTATION			TOTAL:	4,551,459	4,352,689	706,294	798,953	609,685	(24)

# CITY OF DECATUR 2021 BUDGET DETAIL

70	MASS TRANSIT -OPERATION		2018 Actual	2019 Actual	2020 Budget	2020 Projected	2021 Budget	% vs 2020P	
704	MT-INSURANCE								
70417042 MT INSURURANCE - OPERATING EXP									
423901	BANKING SERVICE CHARGES		4,905	4,900	7,500	4,900	5,000	2	
440100	CLAIMS		199,042	260,327	0	175,000	150,000	(14)	
442300	RISK MANAGEMENT INSURANCE		4,656	13,308	12,900	12,900	13,056	1	
442400	INSURANCE PREMIUMS		245,448	226,791	50,000	(67,454)	0	<(100*)	
70417042 Total:			454,051	505,326	70,400	125,346	168,056	34	
MT-INSURANCE			TOTAL:	454,051	505,326	70,400	125,346	168,056	34

# CITY OF DECATUR 2021 BUDGET DETAIL

70	MASS TRANSIT -OPERATION	2018 Actual	2019 Actual	2020 Budget	2020 Projected	2021 Budget	% vs 2020P
<hr/>							
705	MT-CAPITAL						
<hr/>							
70417055	MT CAPITAL - EXPENSES						
<hr/>							
423903	CV19 COVID-19	0	0	0	150,000	300,000	100
450300	IMPROVEMENTS	129,485	37,872	421,000	93,731	185,000	97
	Bus shelters, ADA accessible concrete pads, ramps, ADA accessible doors, curbing repairs, electrical updates, parking lot resurfacing					185,000	
451000	AUTOMOTIVE EQUIPMENT	0	0	5,683,000	5,643,214	1,774,192	(69)
	work truck/dump truck					100,000	
	Aged work truck, need replacing, Will be paid for with State capital grant						
	4 buses					1,674,192	
452000	OTHER EQUIPMENT	0	61,461	0	175,309	1,040,000	>100*
	State Capital funding projects approved by Council. HVAV replacement, New Farebox System to include mobile ticket and advance fare collection and fare media products. continued improvements of bus stop improvements and parking lot resurfacing.					1,040,000	
70417055 Total:		129,485	99,333	6,104,000	6,062,254	3,299,192	(46)
<hr/>							
MT-CAPITAL TOTAL:		129,485	99,333	6,104,000	6,062,254	3,299,192	(46)
<hr/>							
Fund Revenue TOTAL:		9,186,565	9,402,045	13,965,181	12,480,199	12,638,492	
Fund Expense TOTAL:		7,681,222	7,532,737	14,395,368	13,827,931	12,632,457	
SURPLUS (DEFICIT):		1,505,343	1,869,308	(430,187)	(1,347,732)	6,035	

## INFORMATION TECHNOLOGY DEPARTMENT – FIBER FUND

### **Program Description**

Enterprise Fund 77 is the City Fiber Optics Fund which accounts for the construction, operation, and maintenance of the City owned fiber optics network. Revenues are generated in this fund through the sale of physical fibers within the city fiber network and/or the re-sale of internet access through its connection with the Illinois Century Network. From time to time, IT technology grants can be obtained to defray specific IT expenditures.

### **Budget Highlights**

We all believe that the City Fiber Project is playing, and will continue to play, an important role in attracting new businesses to the City of Decatur, as well as supporting those who are already here through utilization of City Fiber to help each reach individual business goals. The only barrier we have with making this happen faster is our fiber networks reach throughout the City.

Many City buildings, and several government entities and not-for-profits are currently benefitting from reasonable shared costs for the utilization and maintenance of the City Fiber Network. In fiscal year 2021, the city will partner with Decatur Public Schools (DPS) to begin establishing fiber connections to all school buildings so they can be interconnected with connectivity to the Illinois Century Network for internet access through the City Fiber previously purchased by DPS.

The neighborhood revitalization effort is focusing on the John's Hill Neighborhood first and City Fiber will be leveraged to modernize security and broadband access in the development area surrounding a new build of the John's Hill school. As always, the City of Decatur will leverage the City Fiber in support of new business growth in Decatur as it happens.

The Governor's Capital Bill includes \$800,000 for Decatur broadband fiber extensions; due to the pandemic, these funds were delayed and are now anticipated to be available in 2021 and then placed in Fund 77. As the fiber extensions are completed, the expenses of doing so are reimbursed by this grant. After receipt of the Grant Agreement from the State of Illinois, the City of Decatur will accept the State of Illinois Technology grant which will be utilized to strategically expand our fiber network to support downtown and neighborhood revitalization identified in targeted areas within the City of Decatur Opportunity Zone beginning with the John's Hill Neighborhood. Funding will also be used to expand the City Fiber Network east and west from downtown across Eldorado Street to encourage business growth along that corridor and assist with expansion of our video surveillance for police.

Startup costs for this project have been steep; I was anticipating revenue to exceed expenses by the end of fiscal year 2020 but, due to the Coronavirus Pandemic, our funding for the Capital Bill was delayed along with some anticipated fiber project work that will return revenue to the city. The City of Decatur is also righting expenses for a



multi-million-dollar deficit in revenues for 2020 due to the pandemic and as a result some fiber work is being reprioritized and spread out in 2021. As interest in these city assets rise, this enterprise fund will begin producing enough revenue to sustain operation and fund growth across the City Fiber Network.

# CITY OF DECATUR 2021 BUDGET DETAIL

77	FIBER OPTICS	2018 Actual	2019 Actual	2020 Budget	2020 Projected	2021 Budget	% vs 2020P
<hr/>							
<b>770</b>	<b>FIBER OPTICS</b>						
<hr/>							
<b>7741770</b>	<b>FIBER OPTICS FUND REVENUES</b>						
302107	STATE GRANTS OR OTHER	0	0	800,000	0	800,000	100*
303115	FIBER SERVICES	174,452	28,667	23,475	32,146	32,182	0
306700	TRANSFER FROM OTHER FUNDS	545,000	0	0	0	0	
307101	INTEREST INCOME	676	1,649	2,500	250	250	
307141	INVESTMENT INCOME	658	468	0	450	450	
7741770 Total:		<b>720,786</b>	<b>30,784</b>	<b>825,975</b>	<b>32,846</b>	<b>832,882</b>	<b>&gt;100*</b>
<hr/>							
<b>77417702</b>	<b>FIBER OPTICS - OPERATING EXP</b>						
421701	NETWORK INFRASTRUCTURE MAINT	20,000	20,000	20,000	19,444	20,000	3
	CITY FIBER MAINTENANCE AND MANAGEMENT					20,000	
	JULIE LOCATION SERVICES FOR BURIED						
	CITY FIBER						
421702	FIBER SERVICES	30,000	39,000	46,000	36,000	36,000	
	ICN FIBER BASED INTERNET BANDWIDTH					36,000	
	(SERVICE)						
	1 GIG OF INTERNET SERVICE RESOLD TO						
	OTHERS						
428000	PROFESSIONAL SERVICES	0	0	60,000	0	60,000	100*
	FIBER CONSULTING SERVICES FOR CITY FIBER					60,000	
	PROJECT						
	PAID OUT OF STATE GRANT						
449900	SMALL CAPITAL ITEMS	0	4,844	0	8,200	5,000	(39)
	MISC REPLACEMENT PARTS					5,000	
	REPLACMNT PARTS TO SERVICE FAILED						
	FIBER DEVICES						
77417702 Total:		<b>50,000</b>	<b>63,844</b>	<b>126,000</b>	<b>63,644</b>	<b>121,000</b>	<b>90</b>
<hr/>							
<b>77417705</b>	<b>FIBER OPTICS - CAPITAL EXP</b>						
450400	INFRASTRUCTURE	547,634	245,838	740,000	0	740,000	100*
	EXPAND CITY FIBER LISTED IN GRANT					740,000	
	PROPOSAL						
	TARGET AREA REVITILIZATION EFFORTS -						
	STATE GRANT						
77417705 Total:		<b>547,634</b>	<b>245,838</b>	<b>740,000</b>	<b>0</b>	<b>740,000</b>	<b>&lt;(100*)</b>
<hr/>							
<b>FIBER OPTICS TOTAL:</b>		<b>1,318,420</b>	<b>340,466</b>	<b>1,691,975</b>	<b>96,490</b>	<b>1,693,882</b>	<b>(9)</b>
<b>Fund Revenue TOTAL:</b>		<b>720,786</b>	<b>30,784</b>	<b>825,975</b>	<b>32,846</b>	<b>832,882</b>	
<b>Fund Expense TOTAL:</b>		<b>597,634</b>	<b>309,682</b>	<b>866,000</b>	<b>63,644</b>	<b>861,000</b>	
<b>SURPLUS (DEFICIT):</b>		<b>123,152</b>	<b>(278,898)</b>	<b>(40,025)</b>	<b>(30,798)</b>	<b>(28,118)</b>	

## **PUBLIC WORKS DEPARTMENT - STORM SEWER OPERATIONS**

### **Program Description**

The Public Works Department oversees the management of the Storm Water Fund which is used to improve and maintain storm management systems throughout the City. Funding for the majority of storm water work in the City comes from Fund 78 the storm water utility. The rates currently paid into the utility are formulated (1) using a base fee of \$3.00 applied to each property, plus, (2) a usage fee for the amount of the property that is impervious to water. This fee is based on the storm water discharge from a normal residential property which is designated as an Equivalent Residential Unit (ERU). This is currently set at \$0.67 per ERU. The Storm Water Fund receives approximately \$1.6 million per year in revenue.

### **Staffing**

No employees are paid directly out of the Storm Water Fund. The fund does make a yearly transfer of funds to the General Fund to support storm drainage operations. For Fiscal Year 2020, the total transfer is \$670,000, or approximately 41% of the utility income. The allocation covers costs for Billing, Public Works Administration, Engineering, Municipal Services, etc.

Approximately 13% of Municipal Services staff time is spent on storm drainage which includes street sweeping and drainage improvements. This reflects approximately 12,000 personnel hours per year or 6.2 full time staff members. Transfers are made to the General Fund to offset approximately 15% of Engineering Division personnel costs; 15% of Public Works Administration costs and 6% of Municipal Services Division costs.

### **Budget Highlights**

A summary of the 5-year project plan funded by the Storm Water Fund is attached. Highlights for Fiscal Year 2020 are as follows:

1. Annual Storm Drainage Improvements. Funding is allocated for lining storm sewers, emergency repairs and an annual storm drainage improvement project that will fix trouble spots around the City. Funding allocated for this work is approximately \$791,000.
2. Target Area 3: 32<sup>nd</sup> and Fulton Area Storm Drainage Improvement. This project is to reduce area flooding and improve overall storm drainage which will reduce sanitary sewer infiltration in this portion of the Lost Bridge North Target Area. The main project funding is allocated in the Sanitary Sewer Fund. The costs allocated in the Storm Fund are targeted toward spot drainage problems within the project area to address individual resident concerns. This allocation is \$250,000.

3. Brush College Road Grade Separation Project. It is proposed that \$150,000 be provided in 2021 and \$350,000 in 2022, for a total of \$500,000, to cover a portion of the storm drainage costs for this project.

### **Performance Outcomes**

1. Monitor construction contracts by:
  - a. Tracking the percentage of contracts awarded with at least 2 bidders.
  - b. Tracking the percentage of contracts meeting the City's minority goals.
  - c. Tracking the percentage of completed contracts that met their approved minority goals.

**2020 Update:** This Performance Measure was provided under the Public Works Street Maintenance information as part of the overall Public Works capital improvement efforts.

STORMWATER FUND					
Project Detail Description	FY 2021	FY 2022	FY 2023	FY 2024	FY 2025
NPDES Program	\$6,000	\$6,000	\$6,000	\$6,000	\$6,000
Annual Storm Drainage Project	\$790,758	\$695,000	\$440,000	\$340,000	\$340,000
Baltimore Road Drainage Improvements	\$0	\$0	\$400,000	\$150,000	\$550,000
Meadowlark Drainage Improvements	\$0	\$400,000	\$0	\$0	\$0
32nd & Fulton Drainage Improvements	\$250,000	\$0	\$0	\$0	\$0
Separate Storm Sewer Inspection Program	\$0	\$50,000	\$50,000	\$50,000	\$50,000
Various Engineering Services	\$75,000	\$0	\$0	\$0	\$0
Brush College Rd Storm Drainage Work	\$150,000	\$350,000	\$0	\$0	\$0
<b>TOTAL =</b>	<b>\$1,271,758</b>	<b>\$1,501,000</b>	<b>\$896,000</b>	<b>\$546,000</b>	<b>\$946,000</b>

# CITY OF DECATUR 2021 BUDGET DETAIL

78	STORM WATER FUND		2018 Actual	2019 Actual	2020 Budget	2020 Projected	2021 Budget	% vs 2020P
780	STORM WATER PROJECTS							
7848780	STORM WATER REVENUES							
303106	STORM WATER FEE		1,598,288	1,598,696	1,595,552	1,592,880	1,592,880	
306700	TRANSFER FROM OTHER FUNDS		60,000	120,000	103,000	103,000	109,656	6
307101	INTEREST INCOME		5,787	23,999	12,000	5,100	0	<(100*)
307141	INVESTMENT INCOME		5,673	7,189	0	12,000	0	<(100*)
308899	MISCELLANEOUS INCOME		110	0	0	0	0	
309903	IEPA LOAN		1,141,036	1,236,291	0	0	0	
7848780 Total:			2,810,894	2,986,175	1,710,552	1,712,980	1,702,536	(1)
78487802	STORM WATER - OP EXPENSES							
422000	SERV - PUMPING STATIONS		0	0	25,000	0	25,000	100*
423000	GENERAL FUND IT SERVICES		22,848	16,104	19,956	19,956	82,608	>100*
424350	GENERAL FUND FIXED ALLOCATION		0	0	63,732	63,732	59,628	(6)
425000	GENERAL FUND ADMIN FEE		27,012	56,700	0	0	0	
426400	LANDFILL SERVICES		26,650	31,668	30,000	40,000	40,000	
428000	PROFESSIONAL SERVICES		34,915	32,124	46,621	32,044	37,221	16
428051	MAINTAIN DRAINAGE DITCHES		0	104,000	0	0	0	
429300	PAYMENT IN LIEU OF TAXES		5,994	35,015	70,251	70,251	71,376	2
432300	MATERIAL - CULVERTS		7,229	15,538	40,000	20,000	40,000	100
432400	MATERIAL - SEWERS		23,687	22,345	40,000	10,000	40,000	>100*
441504	GENERAL FUND PURCHASING		336	2,028	0	0	0	
441505	GENERAL FUND - PUBLIC WORKS		482,040	558,468	500,004	500,004	500,004	
443900	REIMBURSE UCS BILLING		38,340	37,368	40,536	40,536	39,120	(3)
78487802 Total:			669,051	911,358	876,100	796,523	934,957	17
78487806	STORM WATER - CAPITAL PROJ							
451000	AUTOMOTIVE EQUIPMENT		27,985	0	0	0	0	
489040	STORM SEWER		3,150	3,068	981,000	489,347	1,021,758	>100*
	NPDES Program						6,000	
	Annual storm drainage project						790,758	
	Various Engineering Services						75,000	
	Brush College Road Storm Drainage Work						150,000	
489040	12-22 NELSON PARK SEWER		1,315,996	1,038,024	50,000	0	0	
489040	14-20 BALTIMORE RD RECONSTRUCTION		3,643	0	0	0	0	
489040	16-04 32ND/FULTON DRAINAGE STUDY		118,721	84,239	250,000	6,700	250,000	>100*
489040	17-09 MISC STORM SEWER IMPROVEMENTS		72,576	0	0	0	0	
489040	18-09 MISC STORM SEWER IMPROVEMENTS		42,554	57,235	0	0	0	
489040	18-25 2018 LMFT PROJECT		40,412	0	0	0	0	
489040	18-28 TRENCHLESS LONG LINING REPAIRS		0	48,943	0	0	0	
489040	19-09 MISC SEWER IMPROVEMENTS		0	24,540	0	0	0	
489040	19-19 ANNUAL SEWER INSPECTIONS		0	34,413	0	0	0	

# CITY OF DECATUR 2021 BUDGET DETAIL

78	STORM WATER FUND		2018 Actual	2019 Actual	2020 Budget	2020 Projected	2021 Budget	% vs 2020P
780	STORM WATER PROJECTS							
78487806	STORM WATER - CAPITAL PROJ							
489040	19-28 TRENCHLESS LONG LINING REPAIRS		0	63,510	0	0	0	
	78487806 Total:		1,625,037	1,353,972	1,281,000	496,047	1,271,758	>100*
	STORM WATER PROJECTS	TOTAL:	5,104,982	5,251,505	3,867,652	3,005,550	3,909,251	<(100*)
782	DS-2017 IEPA LOAN NELSON PK							
78487822	STORM DS-2017 IEPA LOAN							
440900	PRINCIPAL PAYMENTS		0	127,952	150,131	150,131	162,381	8
	2017 IEPA Loan; Nelson Park Storm Water Separation						162,381	
441000	INTEREST PAYMENT		0	50,829	56,201	56,201	56,932	1
	2017 IEPA Loan; Nelson Park Storm Water Separation						56,932	
	78487822 Total:		0	178,781	206,332	206,332	219,313	6
	DS-2017 IEPA LOAN NELSON PK	TOTAL:	0	178,781	206,332	206,332	219,313	6
	Fund Revenue TOTAL:		2,810,894	2,986,175	1,710,552	1,712,980	1,702,536	
	Fund Expense TOTAL:		2,294,088	2,444,111	2,363,432	1,498,902	2,426,028	
	SURPLUS (DEFICIT):		516,806	542,064	(652,880)	214,078	(723,492)	

## **PUBLIC WORKS DEPARTMENT – SANITARY SEWER OPERATIONS**

### **Program Description**

The Public Works Department oversees the management of the Sanitary Sewer Fund 79 which is used to maintain the City's sanitary sewer collection system. The Fund is governed by Chapter 74 of the City Code and currently assesses \$1.42 per 100 cubic feet of water used. The City Council has approved an additional increase to \$1.51 on May 1, 2021, and then 2.5%/year thereafter. The fund expects to receive approximately \$6.5 million in revenue in 2020 and \$6.8 million in 2020.

The City collects sanitary sewage from the residents and businesses within the City and transports it to large interceptors owned and maintained by the Sanitary District of Decatur. The SDD collects the sewage from area communities and treats it at their waste treatment plant on the southwest side of the City where the treated effluent is then discharged into the Sangamon River.

### **Staffing**

No employees are paid directly out of the Sanitary Sewer Fund. The fund makes a yearly transfer of funds to the General Fund to support sanitary sewer maintenance operations. For Fiscal Year 2020, the total transfer is \$1.66 million to cover services in support of the sanitary sewer system.

Over the past year, approximately 5% of Municipal Services staff time is spent on the sanitary sewer system. This reflects approximately 6,200 personnel hours per year or about 2.3 full time staff members.

### **Budget Highlights**

A summary of the 5-year project plan funded by Sanitary Sewer Fund is attached. Highlights for Fiscal Year 2021 are as follows:

1. 2021 Annual Cured-in-Place Sewer Lining Project. This project is performed yearly to strengthen sewers and reduce storm water infiltration into the sanitary sewer system. Funding allocated for this work is approximately \$600,000.
2. Overhead Sewer Program. This program currently provides funding for property owners to install a backup prevention device in their home. It is proposed that the program cover 100% of the installation cost up to a maximum of \$10,000. This program will assist the City in meeting the EPA's requirements to end basement backups in the system. \$250,000 has been allocated for this program in 2021.
3. USEPA Administrative Consent Order. Continue improving portions of the City's sanitary sewer improvement program as proposed to the USEPA as part of their Consent Order with the City. These projects are the first phase in formulating a successful inflow and infiltration (I&I) reduction strategy to use in future City I&I reduction projects.

- a. Target Area 3: 32nd and Fulton Area Storm Drainage Improvement. This project is to reduce area flooding and improve overall storm drainage which will reduce sanitary sewer infiltration in this portion of the Lost Bridge North Target Area. The project began in 2020 and will be completed in 2021 with an overall cost of just under \$1.4 million. Funding is also proposed in the Storm Water Fund to address spot drainage issues in the area.
- b. Target Area 8, Drainage Basin 5/6: Grand and Oakland. Begin the engineering for a project to separate the storm and sanitary sewers in this combined sewer area in 2021. Planned construction would begin in late 2022 or early 2023. The funding for this 3-year project is expected to exceed \$12.8 million and be funded through a bond or loan.
- c. Target Area 9: Ellen and Division. Begin the engineering for a project to reduce storm water I&I in 2021. Planned construction would begin in late 2022 or early 2023. The funding for this 3-year project is expected to exceed \$4.3 million and be funded through a bond or loan.

### **Performance Outcomes**

1. Monitor the City's sanitary sewer system by:
  - a. Monitor system maintenance by tracking system caused dry weather backups.

Dry weather sewer blockages are generally caused by grease, tree roots, or items such as wipes or non-dissolving materials that are placed in the sewer system. A continuous cleaning operation is necessary to reduce these blockages. The City started a five-year cleaning schedule in 2017 with the crews currently in year four of the five-year schedule.

Dry Weather Backups				
	2016	2017	2018	2019
Dry Weather Backups	24	39	31	19

- b. Monitor I&I intrusion by tracking system caused wet weather backups.

Wet weather backups are reduced but are very dependent on rainstorms, or lack of them, throughout a given year. The 2021 budget includes engineering for I&I reduction projects and increased funding for the installation of a sanitary backup prevention devices for private residences.

Inflow and Infiltration Backup Summary				
	2016	2017	2018	2019
Surcharged Backups	4	19	8	4

2. Monitor construction contracts by:
  - a. Tracking the percentage of contracts awarded with at least 2 bidders.



- b. Tracking the percentage of contracts meeting the City's minority goals.
- c. Tracking the percentage of completed contracts that met their approved minority goals.

**2020 Update:** This Performance Measure is provided under the Public Works Street Maintenance information as part of the overall Public Works capital improvement efforts.

<b>SANITARY SEWER FUND PROPOSED 5-YEAR PLAN</b>					
<b>Project Detail Description</b>	<b>FY 2021</b>	<b>FY 2022</b>	<b>FY 2023</b>	<b>FY 2024</b>	<b>FY 2025</b>
Miscellaneous Sanitary Sewer Repairs	700,000	500,000	500,000	500,000	400,000
Sanitary Sewer Improvement Project	100,000	100,000	100,000	100,000	100,000
Sanitary Sewer Cured-in-Place Lining	600,000	600,000	500,000	500,000	500,000
Sanitary Sewer Inspection Program	400,000	450,000	450,000	450,000	450,000
Sanitary Sewer Cleaning	200,000	200,000	100,000	100,000	100,000
Sanitary Sewer Manhole Rehabilitation	250,000	250,000	250,000	250,000	250,000
Sanitary Sewer Asset Management Plan	0	0	200,000	200,000	0
Sanitary Sewer Herbicide Root Control	250,000	250,000	500,000	250,000	250,000
Overhead Sewer Program	250,000	250,000	200,000	50,000	50,000
Sanitary Manhole Inspections	75,000	75,000	75,000	75,000	75,000
SSA Study and CMOM Program	144,690	0	0	0	0
SCSAA T.A. 6 - Florian Basin	100,000	400,000	3,800,000	50,000	0
SCSAA T.A. 3N - Lost Bridge Basin North	50,000	400,000	6,800,000	50,000	0
SCSAA T.A. 8 - Basin 5/6	700,000	6,150,000	6,000,000	0	0
SCSAA T.A. 9 - Ellen and Division	400,000	3,850,000	50,000	0	0
32nd and Fulton Avenue Drainage	629,690	0	0	0	0
McKinley Sewer Rehabilitation	25,000	0	0	0	0
Sump Pump Inspection Program	0	0	50,000	50,000	50,000
Allen Bend Pump Station Replacement	0	45,000	150,000	0	0
Rt 51 Pump Station Replacement	0	35,000	150,000	0	0
Various Engineering Services	60,000	0	0	0	0
Brush College and Rays Bridge Rd Sewer Exten.	1,375,000	0	0	0	0
<b>TOTAL</b>	<b>6,309,380</b>	<b>13,555,000</b>	<b>19,875,000</b>	<b>2,625,000</b>	<b>2,225,000</b>

# CITY OF DECATUR 2021 BUDGET DETAIL

79	SEWER FUND	2018 Actual	2019 Actual	2020 Budget	2020 Projected	2021 Budget	% vs 2020P
790	SEWER PROJECTS						
7948790	SEWER FUND REVENUES						
303103	TAPPING FEES	5,480	2,140	6,000	3,000	0	<(100*)
303105	SEWER USER FEES	3,093,513	3,027,793	3,206,714	3,188,870	3,416,200	7
303120	EXTERNAL SEWER USER FEE	2,904,705	3,506,266	3,670,441	3,320,610	3,556,770	7
307101	INTEREST INCOME	18,857	75,014	90,000	18,000	0	<(100*)
307141	INVESTMENT INCOME	18,978	22,555	0	40,000	0	<(100*)
308899	MISCELLANEOUS INCOME	309	125	0	110	0	<(100*)
309903	IEPA LOAN	2,355,734	0	4,300,000	5,509,611	0	<(100*)
7948790 Total:		8,397,576	6,633,893	11,273,155	12,080,201	6,972,970	(42)
79487902	SEWER FUND - OP EXPENSES						
422000	SERV- PUMPING STATIONS	117,349	195,534	164,975	129,975	170,724	31
423000	GENERAL FUND IT SERVICES	18,432	12,096	15,864	15,864	78,360	>100*
423100	ELECTRICITY	0	0	0	20,000	30,000	50
423300	TELEPHONE	0	0	1,000	10,000	1,000	(90)
424300	MOTOR VEHICLE EXPENSES	167,316	164,052	195,480	195,480	192,144	(2)
424350	GENERAL FUND FIXED ALLOCATION	0	0	195,888	195,888	141,120	(28)
424600	LEGAL SERVICES	0	3,392	10,000	0	10,000	100*
424700	COMPUTER SOFTWARE	14,009	0	20,000	0	20,000	100*
425000	GENERAL FUND ADMIN FEE	98,976	270,504	0	0	0	
426400	LANDFILL SERVICES	65,107	40,674	70,000	25,000	70,000	>100*
428000	PROFESSIONAL SERVICES	57,922	96,585	205,000	45,724	159,500	>100*
429300	PAYMENT IN LIEU OF TAXES	236,595	389,666	386,183	386,183	403,416	4
432400	MATERIALS - SEWERS	10,258	12,257	75,000	20,000	75,000	>100*
441504	GENERAL FUND PURCHASING	2,748	6,792	0	0	0	
441505	GENERAL FUND - PUBLIC WORKS	502,560	591,012	534,252	534,252	573,792	7
441508	GENERAL FUND EPA	331,488	336,636	341,496	341,496	357,132	5
443900	REIMBURSE UCS BILLING	109,344	113,076	152,100	152,100	173,868	14
444200	TRANSFER TO OTHER FUNDS	60,000	120,000	103,000	103,000	109,656	6
	Storm Sewer for 50% 2017 IEPA Nelson Park loan					109,656	
449900	SMALL CAPITAL ITEMS	8,574	0	0	0	0	
455200	VEHICLE LEASE PAYMENT	50,869	0	0	0	0	
79487902 Total:		1,851,547	2,352,276	2,470,238	2,174,962	2,565,712	18
79487906	SEWER FUND - CAPITAL PROJ						
451000	AUTOMOTIVE EQUIPMENT	27,985	0	75,000	0	550,000	100*
	Step van #248					75,000	
	Deferred from 2020						
	Vactor truck #250					475,000	
452000	OTHER EQUIPMENT	0	0	450,000	0	0	

# CITY OF DECATUR 2021 BUDGET DETAIL

79	SEWER FUND	2018 Actual	2019 Actual	2020 Budget	2020 Projected	2021 Budget	% vs 2020P	
790	SEWER PROJECTS							
79487906	SEWER FUND - CAPITAL PROJ							
489030	SANITARY SEWER	399	2,985	2,800,000	0	3,740,000	100*	
	Sanitary Sewer Improvement Project					100,000		
	Sanitary Sewer Cleaning					200,000		
	Sanitary Sewer Asset Management Plan					0		
	Sanitary Manhole Inspections					75,000		
	SCSAA Lost Bridge basin North					0		
	SCSAA Basin 5/6					700,000		
	Various Engineering Services					40,000		
	Brush College & Rays Bridge Rd Sewer Extention					1,375,000		
	Sanitary Sewer Cured In-Place ( CIP) Lining					600,000		
	Sanitary Sewer Inspection Program					400,000		
						0		
						0		
	Sanitary Sewer Manhole Rehab					250,000		
489030	09-17 BACKUP PREVENTION PROGRAM	0	5,535	150,000	35,000	250,000	>100*	
489030	13-01 SSA STUDY & CMOM PROGRAM	48,890	3,965	133,655	0	144,690	100*	
489030	14-31 HERBICIDE ROOT CONTROL	0	0	200,000	0	250,000	100*	
489030	15-07 MCKINLEY-7TH WARD SEWER REHAB	2,279,893	13,926	0	0	0		
489030	16-02 SHORE/GREEN OAK PUMP STAT IMPR	27,070	0	0	0	0		
489030	16-04 32ND/FULTON STORM DRAIN IMPRV	0	0	0	750,000	629,690	(16)	
489030	16-19 ANNUAL SEWER TELEVISIONING PROG	392,034	36,185	0	0	0		
489030	16-32 MANHOLE REHAB PROJECT	0	0	250,000	0	0		
489030	17-01 TARGET AREA FLOW METERING	464,154	18,369	0	0	0		
489030	17-02 LOST BRDG/FLORIAN BASIN II RED	60,651	0	100,000	100,000	450,000	>100*	
489030	17-09 MISC SANITARY SEWER IMPROVMNTS	274,675	0	751,430	0	0		
489030	17-22 MCKINLEY AVE SEWER REHAB	1,345	35,028	4,506,164	5,461,445	25,000	<(100*)	
489030	17-28 TRENCHLESS LONG LINING REPAIRS	530,756	0	0	0	0		
489030	18-01 ELLEN/DIVISION I&I REDUCTION	159,137	59,867	400,000	75,000	400,000	>100*	
489030	18-06 WILDWOOD SANITARY SEWER REPAIR	0	44,100	0	0	0		
489030	18-09 MISC SANITARY SEWER IMPROVMNTS	269,768	126,615	0	0	0		
489030	18-25 2018 LMFT PROJECT	52,868	0	0	0	0		
489030	18-28 TRENCHLESS LONG LINING REPAIRS	286,573	373,864	0	0	0		
489030	19-09 MISC SEWER IMPROVEMENTS	0	81,457	0	0	0		
489030	19-14 MANHOLE REHABILITATION PROJECT	0	153,995	0	0	0		
489030	19-19 ANNUAL SEWER INSPECTIONS	0	244,686	400,000	0	0		
489030	19-25 2019 LMFT PROJECT	0	42,350	0	0	0		
489030	19-28 TRENCHLESS LONG LINING REPAIRS	0	406,530	842,635	0	0		
489030	20-09 MISC IMPROVEMENT PROJECT	0	0	0	513,355	700,000	36	
	489030 Total:	4,848,213	1,649,456	10,533,884	6,934,800	6,589,380		
	79487906 Total:	4,876,198	1,649,457	11,058,884	6,934,800	7,139,380	3	
	SEWER PROJECTS	TOTAL:	15,125,321	10,635,626	24,802,277	21,189,963	16,678,062	<(100*)

# CITY OF DECATUR 2021 BUDGET DETAIL

79	SEWER FUND	2018 Actual	2019 Actual	2020 Budget	2020 Projected	2021 Budget	% vs 2020P
<hr/>							
<b>792</b>	<b>DS-2013 IEPA LOAN LAKESHORE DR</b>						
<b>79487922</b>	<b>DS-2013 IEPA LOAN-LAKESHORE DR</b>						
440900	PRINCIPAL PAYMENTS	509,516	339,698	346,286	346,286	353,002	2
	2013 IEPA Loan; Lakeshore Dr Sewer Project					353,002	
441000	INTEREST PAYMENT	199,953	119,997	113,409	113,409	106,694	(6)
	2013 IEPA Loan; Lakeshore Dr Sewer Project					106,694	
	79487922 Total:	<b>709,469</b>	<b>459,695</b>	<b>459,695</b>	<b>459,695</b>	<b>459,696</b>	<b>0</b>
	<b>DS-2013 IEPA LOAN LAKESHORE DR TOTAL:</b>	<b>709,469</b>	<b>459,695</b>	<b>459,695</b>	<b>459,695</b>	<b>459,696</b>	<b>0</b>
<b>793</b>	<b>DS-2015 IEPA LOAN UNION ST</b>						
<b>79487932</b>	<b>DS-2015 IEPA LOAN-UNION ST</b>						
440900	PRINCIPAL PAYMENTS	93,295	95,165	97,073	97,073	99,019	2
	2015 IEPA Loan; Union St sewer project					99,019	
441000	INTEREST PAYMENT	39,408	37,537	35,629	35,629	33,683	(5)
	2015 IEPA Loan; Union St sewer project					33,683	
	79487932 Total:	<b>132,703</b>	<b>132,702</b>	<b>132,702</b>	<b>132,702</b>	<b>132,702</b>	<b>0</b>
	<b>DS-2015 IEPA LOAN UNION ST TOTAL:</b>	<b>132,703</b>	<b>132,702</b>	<b>132,702</b>	<b>132,702</b>	<b>132,702</b>	<b>0</b>
<b>794</b>	<b>DS-2017 IEPA LOAN 7TH WARD</b>						
<b>79487942</b>	<b>DS-2017 IEPA LOAN-7TH WARD</b>						
440900	PRINCIPAL PAYMENTS	0	363,333	369,719	369,719	376,217	2
	2016 IEPA Loan; 7th Ward Sewer Project					376,217	
441000	INTEREST PAYMENT	0	144,788	138,402	138,402	131,904	(5)
	2016 IEPA Loan; 7th Ward Sewer Project					131,904	
	79487942 Total:	<b>0</b>	<b>508,121</b>	<b>508,121</b>	<b>508,121</b>	<b>508,121</b>	<b>0</b>
	<b>DS-2017 IEPA LOAN 7TH WARD TOTAL:</b>	<b>0</b>	<b>508,121</b>	<b>508,121</b>	<b>508,121</b>	<b>508,121</b>	<b>0</b>
<b>795</b>	<b>DS-2019 IEPA LOAN MCKINLEY</b>						
<b>79487952</b>	<b>DS-2019 IEPA LOAN-MCKINLEY</b>						
440900	PRINCIPAL PAYMENTS	0	0	0	0	180,776	100*
	2019 IEPA LOAN; MCKINLEY SEWER					180,776	

# CITY OF DECATUR 2021 BUDGET DETAIL

79	SEWER FUND	2018 Actual	2019 Actual	2020 Budget	2020 Projected	2021 Budget	% vs 2020P
<hr/>							
795	DS-2019IEPA LOAN MCKINLEY						
79487952	DS-2019 IEPA LOAN-MCKINLEY						
441000	INTEREST PAYMENT	0	0	0	0	86,956	100*
	2019 IEPA LOAN; MCKINLEY SEWER					86,956	
	79487952 Total:	0	0	0	0	267,732	<(100*)
	DS-2019IEPA LOAN MCKINLEY TOTAL:	0	0	0	0	267,732	<(100*)
	Fund Revenue TOTAL:	8,397,576	6,633,893	11,273,155	12,080,201	6,972,970	
	Fund Expense TOTAL:	7,569,917	5,102,251	14,629,640	10,210,280	11,073,343	
	SURPLUS (DEFICIT):	827,659	1,531,642	(3,356,485)	1,869,921	(4,100,373)	

## **PUBLIC WORKS DEPARTMENT - WATER OPERATIONS**

### **Program Description**

The Public Works Department oversees the City's Water Utility which includes the operations, maintenance and capital improvements that are required for a sustainable water system. The infrastructure elements include, Lake Decatur, the dam, the water treatment plant and the water distribution system.

The payroll expenses for 51 out of the Department's 124-person staff (41%) are paid directly from the Water Utility. Water Utility personnel serve in managing the lake, operating the water treatment plant, and managing the water distribution system. The utility also supports the water customer services performed by the Finance Department.

The Water Utility income is expected to exceed \$31 million in 2020 and is anticipated to do so in 2021. Expenses for the utility include the following:

- Water treatment plant operations and maintenance \$5.55 million
- Lake operations and maintenance \$1.42 million
- Administration (includes General Fund transfers) \$4.25 million
- Water Capital Fund Transfer \$2.75 million
- Water Distribution Services \$3.56 million
- Water Customer Services \$1.07 million
- Water Debt Service \$13.6 million

### **Staffing**

The Public Works Department-Water Utility has 51 authorized positions in 2 Divisions:

Water Production Division: 21 authorized positions, manages the City water treatment system including the Lake.

Water Services Division: 23 authorized positions, manages the City's water distribution system including water meters. Water Services is responsible for monitoring the water use in the City and assuring accurate measurement and billing.

Fund transfers are made to the General Fund to offset approximately 18% of Engineering Division personnel costs (\$184,625) and 25% of Public Works administration costs (\$125,500).

### **Budget Highlights**

The proposed programs, staffing, equipment, and resource levels of the Public Works Department in FY 2020 track with those of the previous fiscal year except for the following proposed highlights, additions or deletions:

### **Water Production Division:**

1. The City has an annual contract for \$480,000 in 2021 to apply lime residual from the water treatment process onto area farmland.
2. The City issues an annual contract to purchase \$2.1 million worth of chemicals for the water treatment process.
3. Lake Services: Additional funding (\$80k in 2020 to \$108k in 2021) was provided to improve the pay for Lake Patrol personnel. It has proven difficult to hire these seasonal workers due to the rigorous requirements and difficulty of the work. Increased pay and additional personnel are proposed in the Lake Service Temporary Salaries line item.
4. Lake Services: Increased funding (\$154k to \$211k) is proposed for the annual contract with the Macon County Soil and Water Conservation District. They have been experiencing a high turnover due to poor pay in relation to the work competition in the area. The City is also proposing greater involvement in the water shed work. As the Watershed Plan unfolds, the District may be called upon to redirect its efforts in support of possible grants. This funding may change.
5. Lake Services: Propose to replace 3 vehicles at a cost of \$148,000. These were deferred from 2020.

### **Water Services Division**

1. Increased funding is planned for water meter maintenance. The Division has been using meters left over from the replacement project completed about 5 years ago. That stock has been depleted and new meters will need to be purchased. Generally, the City goes through about 500-700 meters per year as part of routine maintenance with freezing and other issues. Water customers generally reimburse the City for water meter replacement. This line item was increase from \$30,000 in 2020 to \$80,000 in the 2021 fiscal year.

### **Water Fund Capital Improvements:**

1. 2020 Water Main Replacement
  - a. Completion of water main replacement work in the Hillcrest Addition neighborhood near Moffet / West Main.
  - b. Lead service replacements as part of the annual street paving project.
  - c. Water main replacement in the Point Bluff/Shoreline/Bayshore neighborhood as part of a multi-year water main replacement project.
  - d. Relocation of the City main for a proposed reconstruction of the Rea's Bridge over the lake by the Macon County Highway Dept.
  - e. Water main extensions in the Boiling Springs area and Greenswitch north of Mound Road.
  - f. Water main relocation on Brush College Road.
  - g. Other system valve repairs.

2. 2020 vehicle replacements have been pushed back to 2021.
3. Propose to replace 4 vehicles in 2020. Of note is the purchase of a vacuum excavator to replace an old trailer mounted unit. Vacuum excavation minimizes the impact of excavations in locating buried infrastructure such as gas mains, water mains and sewer mains. It can also assist with some repairs by minimizing the disturbance in soil removal. A good vacuum excavation system is crucial to the ongoing maintenance operations of the water distribution system. This is estimated at \$450,000.
4. Water valve inspections and maintenance: It is planned to begin a 3-year contract.
5. Begin cleaning and painting the 4,255 fire hydrants throughout the City.
6. Continue with an annual leak detection survey of the City with the issuance of a new multi-year contract.
7. Planned maintenance improvements to the Water Distribution System following the completion of the Long-Term Water Utility Sustainability Plan expected in early 2021.
8. Planned maintenance improvements to the Water Treatment Plant following the completion of the Long-Term Water Utility Sustainability Plan expected in early 2021.
9. Begin converting the plant's aging clarifiers to claricones. This is a major plant improvement and moves toward a new technology in treating water. CDM Smith reviewed options as part of their sustainability study and recommended that the City pursue moving to the claricone technology rather than rebuilding the current clarifiers. This is expected to be a 2-year, \$15 million project funded by a low interest loan through the IEPA.
10. Continue Phase 2 of the Watershed Management Plan for the City.
11. With the completion of the Long-Term Water Utility Sustainability Plan expected in early 2021, the Department plans to begin working on the recommendations provided in the Additional Water Supply report completed by INTERA Inc. Top priorities are:
  - a. Improving the DeWitt Wellfield;
  - b. Looking at the environmental options for using Lake Toko water; and,
  - c. Review the water yield reliability in pumping from the former Vulcan gravel pit on South Monroe Street.
12. Begin the process of reviewing and possibly purchasing land along the Lake Decatur shoreline to protect the water quality of the lake.



## **Performance Outcomes**

### **Water Production Division**

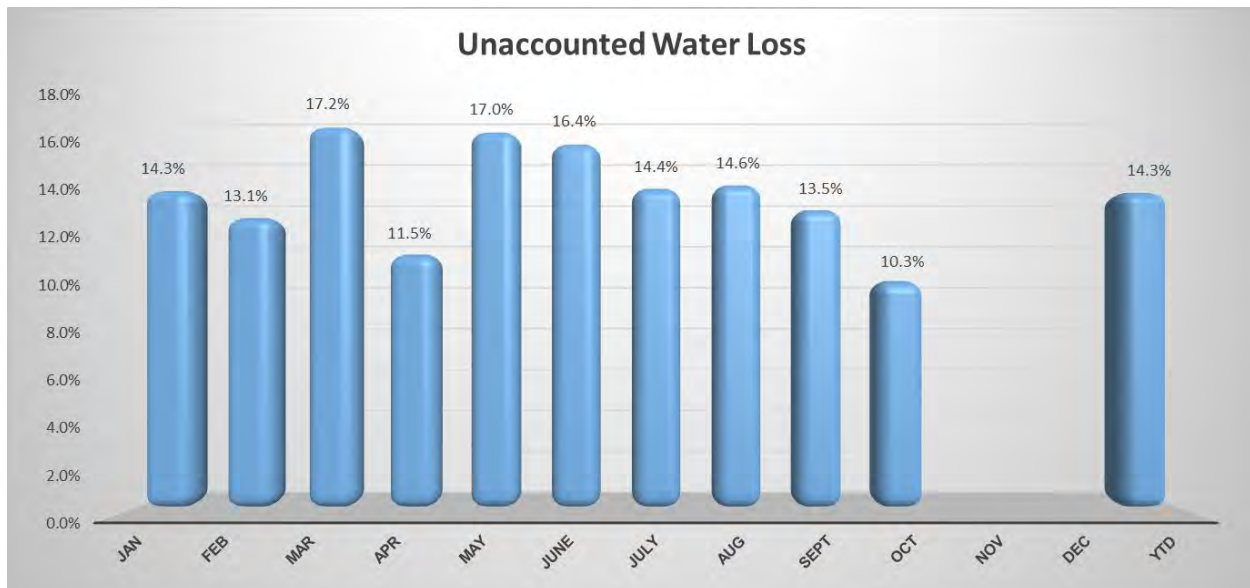
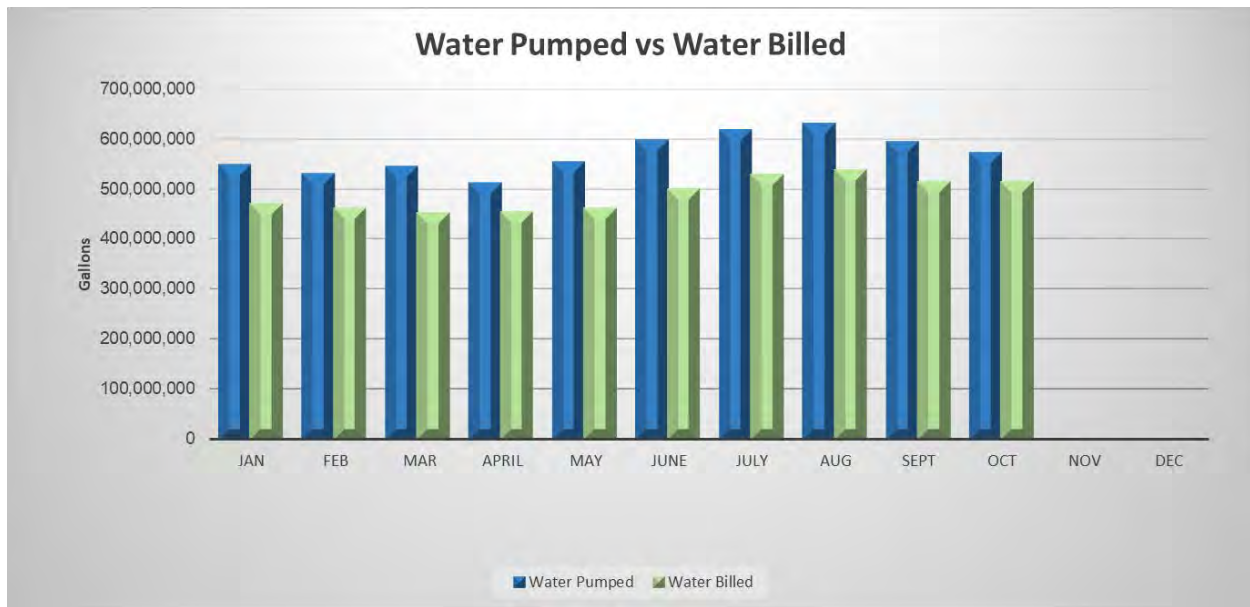
1. Meet or exceed the federal and state drinking water standard for turbidity, chlorine, and nitrate. These will be tracked daily by testing the drinking water as it leaves the SWTP.  
**2020 Update:** All standards were met or exceeded daily
2. Monitor safety on Lake Decatur by recording the number of boat accidents and boat OUIs on the lake annually. These will be tracked monthly and compared to the same month in the previous year.  
**2020 Update:** There were 2 boat accidents and no boat OUIs. This Performance Outcome was not measured in 2019.
3. Reduce the amount of sediment accumulating in the lake annually. Measure the amount of sediment accumulating in the lake every year and compare with the IL State Water Survey's Sangamon River sediment load at Monticello annual report.  
**2020 Update:** Data for this Performance Outcome has not been gathered yet. Instrumentation and operation contracts are in place for 2021 as part of the Watershed Management Plan.

### **Water Services Division**

4. Measure the percentage of unaccounted water loss by compiling monthly data for treated water pumped versus water billed and maintenance conditions that impact water accountability.  
**2020 Update:** The water loss for the City's water system is determined by compiling the monthly data for treated water versus the water billed to customers and is essentially water that is cleaned and pumped but never paid for. All drinking water utilities have water loss which can occur through leaking pipes, inaccurate water meters, billing and accounting practices, theft of service, firefighting, hydrant flushing, etc. The USEPA provides guidance on water loss experienced by water systems around the country but no real standard has been established. Essentially each community determines what level of water loss is economically sustainable. The City's benchmark is 15% water loss. The City's average water loss rate is 14.3% as of October 2020.

A proactive leak management program is a critical component of any water loss strategy. Leak management programs being prioritized by the City include:

- 1) An annual leak detection contract to find hidden leaks in the system.
- 2) A program to replace galvanized water services and services with lead components.
- 3) An annual water main replacement program that targets areas with a high number of water main breaks.



5. Track the number of water utility customer service requests assigned to the Water Services Division staff that require additional service requests to complete.  
**2020 Update:** As of the end of October, 9,818 utility customer service requests were completed and 283 (2.9%) of the requests required more than 3 days to completed. Of the 283 delayed service requests, 55 required additional, unanticipated, system work to complete the service request and 228 were due to customer scheduling issues. The City plans to evaluate customer notification options to reduce multiple trips to complete utility requests.

### Capital Improvements

6. Monitor construction contracts by:
  - a. Tracking the percentage of contracts awarded with at least 2 bidders.

- b. Tracking the percentage of contracts meeting the City's minority goals.
- c. Tracking the percentage of completed contracts that met their approved minority goals.

**2020 Update:** This Performance Measure is provided under the Public Works Street Maintenance information as part of the overall Public Works capital improvement efforts.

<b>WATER UTILITY 5-YEAR CAPITAL IMPROVEMENT PLAN</b>					
<b>NON-LAKE CAPITAL IMPROVEMENTS</b>					
<b>Project Detail Description</b>	<b>FY 2021</b>	<b>FY 2022</b>	<b>FY 2023</b>	<b>FY 2024</b>	<b>FY 2025</b>
Architecture and Engineering Services	163,331	50,000	10,000	11,000	11,000
Water Valve and FH Maintenance	195,000	105,000	105,000	0	0
Automotive Equipment	388,000	224,000	252,000	0	0
Other Equipment	450,000	0	0	0	0
Water Distribution System Leak Detection	35,000	36,000	37,000	38,000	39,000
Annual Water Main Replacement	4,417,270	3,650,000	4,150,000	4,000,000	4,000,000
Brush College Road Water Main Relocation	960,000	640,000	0	0	0
Water System Improvements	537,500	537,500	500,000	500,000	500,000
South Water Treatment Plant Improvements	300,000	300,000	5,240,000	5,240,000	5,240,000
SWTP East Clarifiers Conversion	7,545,250	7,454,750	0	0	0
<b>NON-LAKE CAPITAL TOTAL</b>	<b>14,991,351</b>	<b>12,997,250</b>	<b>10,294,000</b>	<b>9,789,000</b>	<b>9,790,000</b>
<b>LAKE CAPITAL IMPROVEMENTS</b>					
<b>Project Detail Description</b>	<b>FY 2021</b>	<b>FY 2022</b>	<b>FY 2023</b>	<b>FY 2024</b>	<b>FY 2025</b>
Architecture and Engineering Services	80,000	10,000	12,000	12,000	14,000
Lake Decatur Watershed Management Plan	330,500	430,000	410,000	160,000	110,000
Lake Decatur Dam Bascule Gate Repairs	100,000	0	0	0	0
Additional Water Supply	385,000	260,000	1,100,000	1,100,000	1,100,000
<b>LAKE CAPITAL TOTAL</b>	<b>895,500</b>	<b>700,000</b>	<b>1,522,000</b>	<b>1,272,000</b>	<b>1,224,000</b>
<b>WATER UTILITY CAPITAL TOTAL</b>	<b>15,886,851</b>	<b>13,697,250</b>	<b>11,816,000</b>	<b>11,061,000</b>	<b>11,014,000</b>

# CITY OF DECATUR 2021 BUDGET DETAIL

80	WATER FUND		2018 Actual	2019 Actual	2020 Budget	2020 Projected	2021 Budget	% vs 2020P
800 WATER								
8080800 WATER FUND REVENUES								
303101	WATER SALES		29,408,513	29,396,115	29,490,000	29,683,300	30,425,400	3
303102	SANITARY DISTRICT		278,302	282,321	300,000	305,387	300,000	(2)
303103	TAPPING FEES		16,759	14,631	16,000	13,933	15,000	8
303605	FROM OTHER FUNDS-UCS BILLING		164,040	166,608	210,156	210,156	231,192	10
304306	BOAT LICENSES		0	0	70,000	68,322	138,000	>100*
304402	PIER PERMITS		0	0	39,500	41,301	87,000	>100*
305517	DUCK BLIND FEES		0	0	500	474	1,000	>100*
307101	INTEREST INCOME		13,356	36,605	180,000	5,773	20,000	>100*
307141	INVESTMENT INCOME		14,227	12,543	0	12,701	0	<(100*)
308802	SALE OF CITY PROPERTY		0	0	0	23,831	0	<(100*)
308819	TREASURY REBATE		346,692	270,048	258,146	258,951	0	<(100*)
308899	MISCELLANEOUS INCOME		68,747	148,878	75,000	121,442	75,000	(38)
309900	BOND OR NOTE PROCEEDS		0	0	12,529,250	12,553,790	0	<(100*)
8080800 Total:			30,310,636	30,327,749	43,168,552	43,299,361	31,292,592	(28)
WATER			TOTAL:	30,310,636	30,327,749	43,168,552	43,299,361	31,292,592 (28)
801 WATER PRODUCTION								
80808011 WATER PROD -PERSONNEL								
409000	SALARIES		769,323	803,611	953,649	878,143	969,769	10
410100	OVERTIME		60,817	93,860	70,000	44,820	70,000	56
410200	TEMPORARY SALARIES		3,198	0	0	0	0	
410500	PENSION CONTRIBUTION		99,141	88,361	113,585	100,189	125,976	26
410700	FICA/MEDICARE		62,926	67,824	79,210	69,443	80,444	16
411100	LIFE INSURANCE		926	1,092	1,563	1,198	1,575	31
411200	MEDICAL INSURANCE		157,300	195,250	230,750	209,250	202,800	(3)
411220	VSP INSURANCE PREMIUMS		2,400	1,600	0	0	0	
411500	SERVICE RECOGNITION		5,178	5,543	11,770	5,776	11,780	>100*
80808011 Total:			1,161,209	1,257,141	1,460,527	1,308,819	1,462,344	12
80808012 WATER PRODUCTION-OP EXP								
411300	TO EMPL BENEFITS-UNEMPLOYMENT		924	984	576	576	576	
420100	ADVERTISING		0	0	200	0	200	100*
	HR vacancy advertising and other advertising as needed. Nothing anticipated.						200	
420200	PRINTING AND BINDING		2,682	2,677	2,800	2,836	2,900	2
	Annual water quality report to customers						2,900	
420300	GRAPHIC REPRODUCTIONS		0	0	1,100	200	1,000	>100*
	Large scale document printing and digitizing						1,000	
421000	SERVICE TO MAINT BUILDINGS		15,248	31,933	21,000	12,000	15,000	25
	Electrical system, landscaping, hebicide spraying						15,000	
421400	SERVICE- OTHER EQUIP		105,020	167,962	115,000	115,000	116,000	1
	Generators, SCADA system, electrical equipment, et						116,000	

# CITY OF DECATUR 2021 BUDGET DETAIL

80	WATER FUND	2018 Actual	2019 Actual	2020 Budget	2020 Projected	2021 Budget	% vs 2020P
<hr/>							
801	WATER PRODUCTION						
<hr/>							
80808012	WATER PRODUCTION-OP EXP						
<hr/>							
421700	SERV TO MAINT COMM EQUIP	29,579	8,004	12,000	10,000	11,000	10
	Security system and Starcom Radios					11,000	
422000	SERV- PUMPING STATIONS	454	0	0	0	0	
423000	GENERAL FUND IT SERVICES	165,636	146,832	151,404	151,404	156,948	4
423100	ELECTRICITY	684,137	547,201	591,000	560,000	590,000	5
	Cost varies on water quantity pumped to customers					590,000	
423200	NATURAL GAS	51,989	47,157	50,000	56,000	56,000	
	Expenses higher than expected					56,000	
423300	TELEPHONE	5,602	7,268	4,600	5,900	6,000	2
	Verizon Wireless and Land line (Call One)					6,000	
424000	TRAINING SCHOOL EXPENSES	2,010	56	1,000	0	1,000	100*
	Contingency					1,000	
424100	CONFERENCES & TRAVEL	3,385	3,075	4,700	500	4,000	>100*
	10 staff attend ISAWWA					2,000	
	IEPA water operator certifications					2,000	
424300	MOTOR VEHICLE EXPENSES	8,640	15,348	12,864	12,864	5,592	(57)
424500	POSTAGE	893	975	700	600	700	17
	Postage and shipping/shipping of parts					700	
424700	COMPUTER SOFTWARE	0	0	1,600	0	1,870	100*
	Anterfo maintenance data management update (MMS)					1,870	
	Meter Management System						
425500	APPLICATION FEES	3,000	2,500	2,500	2,500	2,500	
	IEPA NPDES permit fees					2,500	
425800	GAUGING STATION SERV FEE	10,425	10,425	10,425	10,425	10,425	
	US Geological Survey fees for Sangamon River (Monticello) and Route 48 (Fairview Ave) gauging station services.					10,425	
426400	CONTRACTED LAND APPLICATION	557,789	280,440	450,000	460,000	480,000	4
	Removal and recycling of SWTP lime residual (lime sludge waste) by contractor. FY21 is year 2 of 5yr contract					480,000	
426500	MEDICAL SERVICES	0	0	1,000	0	1,000	100*
	Drug testing after accidents					1,000	
427100	TEMP AGENCY SERVICES	4,140	21,604	15,000	4,000	10,000	>100*
	Due to Maintenance Mechanic I vacancy					10,000	
428000	PROFESSIONAL SERVICES	12,642	21,977	20,025	26,000	24,000	(8)
	Water quality testing					24,000	
428060	JANITORIAL SERVICES	9,180	9,301	9,516	9,516	9,720	2
428400	MEMBERSHIP FEES	1,098	1,195	900	918	1,180	29
	2 full staff ASSA/ISAWWA \$500/8 staff oper \$680					1,180	
428900	RENTAL - EQUIPMENT	0	340	1,000	800	1,000	25
	Equipment rental for facilities maintenance					1,000	
430200	PUBLICATIONS	174	0	300	0	300	100*
	Training and operations publications					300	
430400	CLOTHING	100	0	150	0	150	100*
	Replace damaged employee clothing					150	
430700	GENERAL SAFETY GEAR	1,255	1,285	1,500	600	1,300	>100*
	First-Aid kits and general PPE items					1,300	

# CITY OF DECATUR 2021 BUDGET DETAIL

80	WATER FUND		2018 Actual	2019 Actual	2020 Budget	2020 Projected	2021 Budget	% vs 2020P
<hr/>								
801	WATER PRODUCTION							
<hr/>								
80808012	WATER PRODUCTION-OP EXP							
430800	PERSONAL SAFETY GEAR		1,334	1,866	1,500	1,000	1,500	50
	Steel toe footwear, safety eyeglasses						1,500	
430900	CHEMICALS		1,911,550	1,997,216	2,000,000	2,000,000	2,100,000	5
	Chlorine, Lime, Alum., etc. all on annual bid						2,100,000	
431000	FUEL EXPENSES		2,264	2,043	3,121	3,121	2,390	(23)
431100	LUBRICANTS		10,599	4,958	8,000	4,000	6,000	50
431200	JANITORIAL SUPPLIES		2,116	1,228	1,800	1,500	1,800	20
							1,800	
432000	MATERIALS - BUILDINGS		1,613	3,388	4,000	13,000	8,000	(38)
	Expenses higher than anticipated/new water heater						8,000	
432800	MATERIALS - EQUIPMENT		61,042	85,518	80,000	120,000	120,000	
	Parts and supplies to maintain pumps, valves, motors, tanks, meters, lighting, controls, 30 year old clarifiers, etc.						120,000	
433000	MATERIAL- REMOTE SITES		18,529	8,012	5,000	7,000	7,000	
	For dam, lime residual lagoons, bulk water station						7,000	
433001	DEWITT COUNTY WELLFIELD		5,637	4,741	6,000	8,000	8,000	
	New expenses for IL state water survey monitoring						8,000	
433002	CISCO WELL IN PIATT COUNTY		0	0	100	0	100	100*
							100	
433003	VULCAN WATER MINE		0	0	500	0	500	100*
	electrical expense for pump & other maintenance						500	
433200	LAB SUPPLIES		17,235	19,926	20,000	19,000	21,000	11
	For SWTP staff water quality testing						21,000	
434000	MINOR EQUIP & TOOLS		5,011	10,259	3,000	6,000	5,000	(17)
	For all facilities						5,000	
434500	OFFICE SUPPLIES		611	875	600	600	600	
435500	DIESEL OIL		3,043	6,999	4,000	4,000	4,000	
	For SWTP emergency generators. Weekly non load test and mothly load test operations. Emergency generators @ SWTP & William St						4,000	
435700	EMPLOYEE RECOG SUPPLIES		103	0	400	200	400	100
	Funeral flowers and employee business/recognition lunches						400	
442300	RISK MANAGEMENT INSURANCE		367,824	375,156	345,336	345,336	293,376	(15)
449900	SMALL CAPITAL ITEMS		22	0	1,000	500	1,000	100
	Contingency for unplanned replacement of small capital items.						1,000	
451500	OFFICE EQUIPMENT		326	0	500	300	500	67
	Contingency for office equipment						500	
80808012 Total:			4,084,861	3,850,724	3,967,717	3,976,196	4,091,527	3
<hr/>								
WATER PRODUCTION TOTAL:			5,246,070	5,107,865	5,428,244	5,285,015	5,553,871	5

## 802 WATER LAKE SERVICES

### 80808021 LAKE- PERSONNEL SERVICE

409000	SALARIES	233,614	201,249	242,409	213,320	247,669	16
410100	OVERTIME	7,926	10,257	10,000	2,999	10,000	>100*

# CITY OF DECATUR 2021 BUDGET DETAIL

80	WATER FUND	2018 Actual	2019 Actual	2020 Budget	2020 Projected	2021 Budget	% vs 2020P
802 WATER LAKE SERVICES							
80808021 LAKE- PERSONNEL SERVICE							
410200	TEMPORARY SALARIES	61,258	62,651	80,000	38,805	108,000	>100*
410500	PENSION CONTRIBUTION	27,454	22,512	28,177	23,247	31,408	35
410700	FICA/MEDICARE	22,608	20,795	25,770	19,374	26,176	35
411100	LIFE INSURANCE	384	388	474	382	477	25
411200	MEDICAL INSURANCE	57,200	71,743	71,000	66,178	62,400	(6)
411500	SERVICE RECOGNITION	3,000	3,119	4,450	3,304	4,500	36
80808021 Total:		413,444	392,714	462,280	367,609	490,630	33
80808022 LAKE-OPERATING EXPENSES							
411300	TO EMPL BENEFITS-UNEMPLOYMENT	252	300	156	156	156	
420200	PRINTING AND BINDING	445	548	550	354	550	55
						550	
421000	Lake Maps and City Code Chapter 66 booklets SERVICE TO MAINT BUILDINGS	14,685	14,698	10,000	7,000	8,000	14
	Lake office and dredge operations building					8,000	
421400	SERVICE- OTHER EQUIP	4,568	5,560	5,000	5,000	5,000	
	Repairs and modifications to barges, workboats, parking lot lighting, boat ramps, etc.					5,000	
421700	SERV TO MAINT COMM EQUIP	13,029	9,703	6,000	10,359	10,500	1
	Security camera system and internet access charges					10,500	
421750	SERV TO MAINT RADIO EQUIP	960	2,021	8,000	4,000	4,000	
	Starcom Radios					4,000	
423000	GENERAL FUND IT SERVICES	52,043	44,496	45,876	45,876	47,556	4
423100	ELECTRICITY	9,179	7,351	8,250	6,104	7,800	28
						7,800	
423200	NATURAL GAS	2,200	1,924	2,700	2,652	2,800	6
						2,800	
423300	TELEPHONE	740	1,017	1,000	1,050	1,100	5
	Verizon Wireless, Land line (Call One)					1,100	
424000	TRAINING SCHOOL EXPENSES	458	0	300	250	300	20
	Contingency					300	
424100	CONFERENCES & TRAVEL	100	211	300	510	525	3
	Lake Maintenance Supevisor/Crew Chief ILMA Confere					525	
424300	MOTOR VEHICLE EXPENSES	80,136	80,412	110,676	110,676	86,964	(21)
424350	GENERAL FUND FIXED ALLOCATION	0	0	23,592	23,592	33,720	43
424400	BOAT EXPENSES	13,883	9,019	7,000	6,000	7,000	17
						7,000	
424500	POSTAGE & MAIL SERVICES	292	394	400	400	400	
						400	
426400	LANDFILL SERVICES	0	0	2,200	2,000	2,200	10
	Lake Debris & Trash					2,200	
427100	TEMP AGENCY SERVICES	0	5,657	11,000	10,773	12,000	11
	2 seasonal laborers for mowing, trimming, removal					12,000	
428000	PROFESSIONAL SERVICES	170,413	168,095	154,508	130,000	211,000	62
	Macon County Soil & Water Conservation Dist. \$206,000 Contingency \$5,000					211,000	

# CITY OF DECATUR 2021 BUDGET DETAIL

80	WATER FUND	2018 Actual	2019 Actual	2020 Budget	2020 Projected	2021 Budget	% vs 2020P
<hr/>							
802	WATER LAKE SERVICES						
<hr/>							
80808022	LAKE-OPERATING EXPENSES						
<hr/>							
428400	MEMBERSHIP FEES	0	0	250	224	250	12
	Lake Maintenance Supervisor AWWA \$225 ILMA \$25					250	
428800	RENTAL-COPY MACHINE	541	394	370	394	400	2
429900	CONTRACTUAL SERVICES	37,734	38,495	225,400	100,000	213,500	>100*
	Annual tree and brush removal project					60,000	
	Annual right of way and fence line herbicide spraying					3,500	
	Oakley sediment site mowing					50,000	
	Potential Oakley sediment site reclamation consulting, herbicide spraying, earthwork, tree removal, etc.					100,000	
430400	CLOTHING	738	539	1,500	1,250	1,500	20
	Lake Patrol uniforms					1,500	
430700	GENERAL SAFETY GEAR	137	463	400	619	600	(3)
	First-Aid kits and general PPE items					600	
430800	PERSONAL SAFETY GEAR	125	556	600	513	600	17
	Steel toe footwear, safety eyeglasses					600	
430900	CHEMICALS	572	1,108	1,000	850	1,000	18
	Herbicides					1,000	
431000	FUEL EXPENSE	15,187	13,719	18,637	18,637	19,752	6
431200	JANITORIAL SUPPLIES	678	522	900	957	950	(1)
431500	LICENSING SUPPLIES	1,785	1,754	1,900	1,422	1,700	20
	Boat and dock licensing supplies					1,700	
431600	REGULATORY SUPPLIES	2,031	1,925	2,000	1,910	2,000	5
	Annual replacement of old buoys					2,000	
432000	MATERIALS - BUILDINGS	508	833	1,000	3,010	3,000	0
	Cost is rising for supplies					3,000	
432800	MATERIALS - EQUIPMENT	2,742	2,241	2,900	2,936	3,200	9
						3,200	
434000	MINOR EQUIP & TOOLS	676	1,660	1,400	1,400	1,500	7
						1,500	
434500	OFFICE SUPPLIES	141	1,480	500	1,159	750	(35)
435700	EMPLOYEE RECOG SUPPLIES	63	133	200	200	200	
	Funeral flowers and employee business/recognition lunches					200	
436600	MATERIAL TO MAINT LAKE	5,730	4,804	5,500	5,622	6,000	7
	Rock, soil, rope, chain, coupling, etc.					6,000	
438300	INV PURCHASE - GASOLINE	11,606	10,793	12,000	9,360	12,000	28
	Lake Office gas pump usage-tank					12,000	
442300	RISK MANAGEMENT INSURANCE	86,952	75,612	67,644	67,644	57,468	(15)
449900	SMALL CAPITAL ITEMS	1,171	787	1,500	1,250	1,500	20
	2 gas trimmers and one chainsaw					1,500	
451000	AUTOMOTIVE EQUIPMENT	0	0	207,000	85,566	118,000	38
	Pick up truck #151					73,000	
	Deferred from 2020						
	Pick up truck #178					45,000	
	Deferred from 2020						



# CITY OF DECATUR 2021 BUDGET DETAIL

80	WATER FUND	2018 Actual	2019 Actual	2020 Budget	2020 Projected	2021 Budget	% vs 2020P	
<hr/>								
802 WATER LAKE SERVICES								
80808022 LAKE-OPERATING EXPENSES								
452000	OTHER EQUIPMENT	30,723	63,808	45,000	26,724	45,000	68	
	Patrol boat motor					15,000		
	Endloader #173					30,000		
80808022 Total:		563,223	573,032	995,109	698,400	932,441	34	
WATER LAKE SERVICES		TOTAL:	976,667	965,746	1,457,389	1,066,009	1,423,071	33
<hr/>								
803 WATER ADMINISTRATION								
80808031 WATER ADMIN -PERSONNEL								
409000	SALARIES	196,520	164,733	168,599	168,472	171,971	2	
410500	PENSION CONTRIBUTION	23,563	16,597	18,700	18,517	20,835	13	
410700	FICA/MEDICARE	15,033	12,780	13,041	12,960	13,304	3	
411100	LIFE INSURANCE	506	486	540	496	549	11	
411200	MEDICAL INSURANCE	39,362	36,100	35,500	35,100	31,200	(11)	
411500	SERVICE RECOGNITION	2,282	1,800	1,870	320	1,940	>100*	
80808031 Total:		277,266	232,496	238,250	235,865	239,799	2	
80808032 WATER ADMIN- OP EXPENSES								
408899	MISC EXPENSE	0	0	0	100	0	(100*)	
411300	TO EMPL BENEFITS-UNEMPLOYMENT	180	228	72	72	72		
420100	ADVERTISING	297	806	800	41	800	>100*	
	Bus transportation for SWTP student tours					800		
420200	PRINTING AND BINDING	0	48	200	0	200	100*	
						200		
421700	SERV TO MAINT COMM EQUIP	2,904	2,496	816	864	900	4	
	Starcom radio system expenses					900		
423000	GENERAL FUND IT SERVICES	99,384	88,992	91,764	91,764	95,124	4	
423300	TELEPHONE	380	725	450	1,073	1,075	0	
	Verizon Wireless & Land line (Call One)					1,075		
424100	CONFERENCES & TRAVEL	700	2,661	2,850	100	3,450	>100*	
	Water Production Mgr AWWA conference					3,000		
	ISAWWA Conf/Misc					450		
424300	MOTOR VEHICLE EXPENSES	2,196	468	216	216	1,044	>100*	
424350	GENERAL FUND FIXED ALLOCATION	0	0	858,768	858,768	1,053,660	23	
424500	POSTAGE	83	142	100	130	130		
424600	LEGAL SERVICES	0	0	20,000	0	20,000	100*	
425000	GENERAL FUND ADMIN FEE	813,204	938,856	0	0	0		
427100	TEMP AGENCY SERVICES	0	0	0	0	1,920	100*	
427600	CAR WASHING FEES	0	0	0	50	50		
	Annual detailing for vehicle 156					50		
428000	PROFESSIONAL SERVICES	0	121,664	14,100	0	14,523	100*	
	Johnson Controls Energy Saving Project year 6					14,523		
428400	MEMBERSHIP FEES	0	272	230	238	250	5	
	AWWA & ISAWWA for Water Production Mgr					250		

# CITY OF DECATUR 2021 BUDGET DETAIL

80	WATER FUND	2018 Actual	2019 Actual	2020 Budget	2020 Projected	2021 Budget	% vs 2020P
<b>803</b>	<b>WATER ADMINISTRATION</b>						
<b>80808032</b>	<b>WATER ADMIN- OP EXPENSES</b>						
428800	RENTAL-COPY MACHINE	1,751	1,819	1,440	1,658	1,700	3
429300	PAYMENT IN LIEU OF TAXES	1,756,044	2,020,995	2,248,633	2,248,633	2,283,492	2
430200	PUBLICATIONS	0	0	100	0	100	100*
431000	FUEL EXPENSE	349	303	558	558	280	(50)
434500	OFFICE SUPPLIES	274	208	250	200	250	25
435700	EMPLOYEE RECOG SUPPLIES	147	93	250	200	250	25
	Funeral flowers and employee business/lunches					250	
441504	GENERAL FUND PURCHASING	70,044	66,660	0	0	0	
441505	GENERAL FUND - PUBLIC WORKS	230,856	347,316	315,120	315,120	352,956	12
441506	GENERAL FUND HUMAN RES	37,152	59,316	0	0	0	
441507	GENERAL FUND BLDG INSPECTIONS	189,000	168,756	165,156	165,156	96,456	(42)
442300	RISK MANAGEMENT INSURANCE	6,132	4,908	75,360	75,360	84,960	13
445910	TRANSFER TO WATER CAPITAL	2,750,000	2,750,000	2,750,000	2,750,000	2,100,000	(24)
	To fund Water Capital projects					2,100,000	
449200	TAX & INSURANCE PAYMENTS	26,122	2,997	17,500	34,000	17,500	(49)
	Real estate tax payments and reimbursements					17,500	
449900	SMALL CAPITAL ITEMS	3,006	0	250	0	250	100*
	Contingency for unplanned replacement of office equipment and small capital items					250	
	80808032 Total:	<b>5,990,205</b>	<b>6,580,729</b>	<b>6,564,983</b>	<b>6,544,301</b>	<b>6,131,392</b>	<b>(6)</b>
	<b>WATER ADMINISTRATION TOTAL:</b>	<b>6,267,471</b>	<b>6,813,225</b>	<b>6,803,233</b>	<b>6,780,166</b>	<b>6,371,191</b>	<b>(6)</b>
<b>804</b>	<b>WATER SERVICES</b>						
<b>80808041</b>	<b>WATER SERVICES- PERSONL</b>						
409000	SALARIES	1,136,235	1,181,194	1,264,493	1,219,973	1,306,094	7
410100	OVERTIME	54,264	64,480	60,000	39,654	60,000	51
410500	PENSION CONTRIBUTION	141,805	123,442	147,354	135,785	165,970	22
410700	FICA/MEDICARE	89,112	93,355	102,758	94,734	105,982	12
411100	LIFE INSURANCE	1,610	1,722	2,238	1,761	2,250	28
411200	MEDICAL INSURANCE	287,607	366,065	372,750	357,761	327,600	(8)
411500	SERVICE RECOGNITION	9,644	7,802	18,755	8,470	19,295	>100*
	80808041 Total:	<b>1,720,277</b>	<b>1,838,060</b>	<b>1,968,348</b>	<b>1,858,138</b>	<b>1,987,191</b>	<b>7</b>
<b>80808042</b>	<b>WATER SERVICES- OP EXPEN</b>						
411300	TO EMPL BENEFITS-UNEMPLOYMENT	1,464	1,620	876	876	876	
421700	SERV TO MAINT COMM EQUIP	12,456	12,456	12,456	12,456	12,456	
	Motorolla Solutions, Radios					12,456	
423000	GENERAL FUND IT SERVICES	182,196	164,640	169,764	169,764	175,980	4
423100	ELECTRICITY	7,990	5,997	6,800	6,700	6,800	1
	AEP Energy/MSC Building					6,800	
423200	NATURAL GAS	2,999	2,706	3,200	3,400	3,500	3
	AEP Energy/MSC Building					3,500	

# CITY OF DECATUR 2021 BUDGET DETAIL

80	WATER FUND	2018 Actual	2019 Actual	2020 Budget	2020 Projected	2021 Budget	% vs 2020P
<hr/>							
804	WATER SERVICES						
<hr/>							
80808042	WATER SERVICES- OP EXPEN						
<hr/>							
423300	TELEPHONE	4,166	5,418	6,000	5,800	7,800	34
	Call One, Verizon Wireless; adding 5 I pads					7,800	
423400	WATER	734	705	800	750	950	27
	MSC Building/Utility Billing Costs					950	
423900	BANKING SERVICES	0	0	250	0	0	
424000	TRAINING SCHOOL EXPENSES	55	30	500	200	500	>100*
	CDL reimbursment					180	
	ISAWWA					200	
	Rural Water training					120	
424100	CONFERENCES & TRAVEL	507	42	1,500	500	1,500	>100*
	2021 ISAWWA Conference- 4 employees					1,000	
	2021 IPWSOA Conference- 2 employees					500	
424300	MOTOR VEHICLE EXPENSES	229,920	190,764	171,348	171,348	150,972	(12)
424350	GENERAL FUND FIXED ALLOCATION	0	0	4,920	4,920	4,884	(1)
424500	POSTAGE	2,437	2,243	8,000	2,000	8,000	>100*
	Corrospondence to water customers. Various shipping equipment. 2021 Cross Connection Surveys. Required by IEPA on alternate years					8,000	
424700	COMPUTER SOFTWARE	4,675	4,161	7,500	7,000	7,500	7
	A5 software renewal 2021					5,600	
	Various Software upgrades					1,900	
425200	EMERG WATERMAIN REPAIRS	6,942	714	35,000	25,000	35,000	40
	Emergency repairs to water distribution system by contractors.					35,000	
427100	TEMP AGENCY SERVICES	11,783	6,557	5,000	0	0	
428000	PROFESSIONAL SERVICES	212,513	223,719	214,000	223,000	252,124	13
	Utility Service tank					133,124	
	JULIE					5,000	
	USIC					98,000	
	Various contract costs					3,000	
	Franklin tank					13,000	
428025	AMI EXPENSES	67,829	50,029	60,000	62,000	62,000	
	Itron Service Agreement and Analytics Hosting service, AEP Energy Electrical and Verizon Fees for AMI system 2020; ERT repeater and collector purchases. (Automated Metering Infrastructure)					62,000	
428050	CONTRACTED STREET REPAIRS	7,718	1,841	15,000	0	15,000	100*
	Repairs to road excavations by contractors					15,000	
428400	MEMBERSHIP FEES	475	486	730	498	750	51
	AWWA fees -3 emps					600	
	IRWA fees -2 emps					150	
428800	RENTAL-COPY MACHINE	1,858	1,791	2,170	1,900	2,170	14
428900	RENTAL - EQUIPMENT	0	214	1,500	650	1,500	>100*
430400	CLOTHING	0	0	100	0	100	100*
	Employee replacement of personal clothing as per administrative policy					100	
430700	GENERAL SAFETY GEAR	569	348	1,000	900	1,100	22
	First-Aid cabinet restocking, safety vest, rain gear					1,100	
430800	PERSONAL SAFETY GEAR	2,900	4,294	4,000	3,600	4,000	11
	Steel toe work boots, work gloves, safety glasses. MUK boots occasionally					4,000	

# CITY OF DECATUR 2021 BUDGET DETAIL

80	WATER FUND		2018 Actual	2019 Actual	2020 Budget	2020 Projected	2021 Budget	% vs 2020P
<hr/>								
804 WATER SERVICES								
80808042 WATER SERVICES- OP EXPEN								
431000	FUEL EXPENSE		45,491	38,643	58,326	39,000	48,398	24
431200	JANITORIAL SUPPLIES		973	806	900	950	1,200	26
	Materials and supplies to maintain office and shop areas.						1,200	
431900	MATERIAL - MAINT WATERMAIN		112,195	113,500	125,000	122,000	125,000	2
	Hydrants, valves, repair clamps, curb boxes and materials to maintain water dist. system 2021 ; increase cost for valve repairs.						125,000	
432200	MATERIAL - STREETS CUTS		24,539	50,062	52,000	51,000	52,000	2
	Concrete materials for street, curb, and sidewalk restoration completed by Municipal Services crew						52,000	
432800	MATERIALS - EQUIPMENT		279	784	3,000	2,200	3,000	36
	Parts and materials to maintain equipment, trailers, tillers, gas, saws, etc						3,000	
433400	MATERIAL - WATER METERS		15,084	18,445	30,000	29,000	80,000	>100*
	Water meters, valves, registers, wire, couplings, and other components to maintain water meters. Meter inventory low, will need to purchase 3/4" and 1.00" meter. Approximately 500-700 meters may freeze during extreme cold winter months. Customers are charged for the meter base. 500-600/yr replaced and recouped from private property owner						80,000	
434000	MINOR EQUIP & TOOLS		2,797	4,297	5,500	4,800	5,500	15
	Misc. hand tools. Drills, drill bits, shovels, trowels, saw blades, etc.						5,500	
434500	OFFICE SUPPLIES		1,294	1,290	1,500	1,400	1,500	7
	Paper, door hangers, pens, folders, etc						1,500	
435700	EMPLOYEE RECOG SUPPLIES		120	95	650	400	650	63
	Items for retirement receptions, employee lunches and drinks						650	
436000	TRAFFIC CONTROL SUPPLIES		2,044	3,164	3,000	2,900	3,500	21
	Barricades and other traffic control items						3,500	
441600	REIMBURSE GEN FUND STREET CUTS		252,130	256,226	311,000	265,000	255,000	(4)
442300	RISK MANAGEMENT INSURANCE		326,532	316,284	276,708	276,708	235,104	(15)
449900	SMALL CAPITAL ITEMS		2,147	6,060	15,000	14,000	23,250	66
	Electric valve turner						9,100	
	Tap Machine						6,150	
	Hydraulic Impact wrench						8,000	
455200	VEHICLE LEASE PAYMENT		8,846	1,326	0	0	0	
80808042 Total:			1,556,657	1,491,757	1,614,998	1,512,620	1,589,564	5
WATER SERVICES TOTAL:			3,276,934	3,329,817	3,583,346	3,370,758	3,576,755	6
<hr/>								
805 UTILITY CUSTOMER SERVICE								
80808051 UTILITY CUSTOMER SERV-PERSONL								
409000	SALARIES		296,019	315,313	334,849	334,491	358,665	7
410100	OVERTIME		1,839	1,736	2,400	879	2,400	>100*
410500	PENSION CONTRIBUTION		33,760	29,646	37,593	35,114	43,908	25
410700	FICA/MEDICARE		21,505	22,748	26,216	24,024	28,038	17
411100	LIFE INSURANCE		481	493	639	492	672	37

# CITY OF DECATUR 2021 BUDGET DETAIL

80	WATER FUND	2018 Actual	2019 Actual	2020 Budget	2020 Projected	2021 Budget	% vs 2020P
<hr/>							
805	UTILITY CUSTOMER SERVICE						
<hr/>							
80808051	UTILITY CUSTOMER SERV-PERSONL						
411200	MEDICAL INSURANCE	95,871	123,550	124,250	122,850	109,200	(11)
411500	SERVICE RECOGNITION	445	485	5,440	1,569	5,445	>100*
80808051 Total:		449,920	493,971	531,387	519,419	548,328	6
<hr/>							
80808052	UTILITY CUSTOMER SERV - OP EXP						
411300	TO EMPL BENEFITS-UNEMPLOYMENT	432	528	264	264	264	
420200	PRINTING AND BINDING	42	0	200	0	300	100*
	Water pamphlet production & distribution					300	
421700	SERV TO MAINT COMM EQUIP	0	0	0	1,632	1,632	
423000	GENERAL FUND IT SERVICES	113,052	100,368	102,108	102,108	105,168	3
423300	TELEPHONE	1,179	1,162	1,440	1,038	1,080	4
423900	BANKING SERVICES	137,258	150,525	54,000	140,071	84,000	(40)
	FirsTech lock box services					84,000	
	Savings from prior year from credit card transaction fee transfer to card payer						
424000	TRAINING SCHOOL EXPENSES	1,300	0	2,500	0	2,500	100*
	To be determined					2,500	
424100	CONFERENCES & TRAVEL	0	0	2,000	0	2,000	100*
	To be determined					2,000	
424350	GENERAL FUND FIXED ALLOCATION	0	0	9,468	9,468	8,196	(13)
424500	POSTAGE	229,185	228,962	234,000	220,785	234,000	6
424700	COMPUTER SOFTWARE	0	0	3,000	0	3,000	100*
	Contingency					3,000	
427100	TEMPORARY AGENCY FEES	0	0	0	10,881	24,180	>100*
	Estimate 26 weeks of coverage					24,180	
428000	PROFESSIONAL SERVICES	8,515	3,510	3,600	3,779	3,900	3
	Credit report and Identification processing fees					3,900	
428800	RENTAL-COPY MACHINE	3,338	3,471	6,000	3,067	3,600	17
434500	OFFICE SUPPLIES	15,739	18,418	7,500	16,550	18,000	9
435700	EMPLOYEE RECOG SUPPLIES	0	0	600	0	600	100*
436500	COMPUTER FORMS/ SUPPLIES	3,168	7,212	7,500	6,902	7,000	1
441504	GENERAL FUND PURCHASING	6,060	9,180	0	0	0	
441506	GENERAL FUND HUMAN RES	5,784	10,128	0	0	0	
442300	RISK MANAGEMENT INSURANCE	23,316	33,864	22,812	22,812	19,392	(15)
449900	SMALL CAPITAL ITEMS	6,582	1,933	6,000	2,000	6,000	>100*
	Replace printer					5,000	
	Contingency					1,000	
80808052 Total:		554,950	569,261	462,992	541,357	524,812	(3)
<hr/>							
UTILITY CUSTOMER SERVICE TOTAL:		1,004,870	1,063,232	994,379	1,060,776	1,073,140	1

# CITY OF DECATUR 2021 BUDGET DETAIL

80	WATER FUND		2018 Actual	2019 Actual	2020 Budget	2020 Projected	2021 Budget	% vs 2020P
<hr/>								
<b>808</b>	<b>WATER DEBT SERV-GO DEBT</b>							
<hr/>								
	<b>80808082 WATER DEBT - GO DEBT</b>							
	<hr/>							
440900	PRINCIPAL PAYMENTS		5,675,000	6,460,950	6,437,630	6,437,630	6,820,000	6
	2013 GOB; refunded 2004B South Water Treatment						1,465,000	
	2014 GOB; Phase 1 dredging basins 1-4						995,000	
	2015 GOB; Phase 2 dredging basins 1-4						935,000	
	2016 GOB; Phase 3 dredging basins 1-4						850,000	
	2017 GOB; Refunded 2008 water/Olde Towne projects						995,000	
	2018 GOB; Phase 4 dredging basins 1-4						540,000	
	2020 GOB; refunded 2010B dredge, dam repair, 2nd water supply						1,040,000	
441000	INTEREST PAYMENT		4,714,885	4,998,289	4,738,642	4,738,642	4,001,254	(16)
	2013 GOB; refunded 2004B South Water Treatment						362,425	
	2014 GOB; Phase 1 dredging basins 1-4						858,338	
	2015 GOB; Phase 2 dredging basins 1-4						802,675	
	2016 GOB; Phase 3 dredging basins 1-4						869,506	
	2017 GOB; Refunded 2008 water/Olde Towne projects						140,000	
	2018 GOB; Phase 4 dredging basins 1-4						723,450	
	2020 GOB; refunded 2010B dredge, dam repair, 2nd water supply						244,860	
441100	FISCAL FEES		1,615	4,670	0	0	0	
	80808082 Total:		<u>10,391,500</u>	<u>11,463,909</u>	<u>11,176,272</u>	<u>11,176,272</u>	<u>10,821,254</u>	<u>(3)</u>
	<b>WATER DEBT SERV-GO DEBT TOTAL:</b>		<u>10,391,500</u>	<u>11,463,909</u>	<u>11,176,272</u>	<u>11,176,272</u>	<u>10,821,254</u>	<u>(3)</u>
<hr/>								
<b>809</b>	<b>WATER DEBT-NITRATE FACILITY</b>							
<hr/>								
	<b>80808092 WATER DS-NITRATE FACILITY</b>							
	<hr/>							
440900	PRINCIPAL PAYMENTS		431,576	444,205	457,383	457,383	470,581	3
	2001 IEPA Loan; Water Nitrate Facility						470,581	
441000	INTEREST PAYMENT		52,781	40,153	27,155	27,155	13,777	(49)
	2001 IEPA Loan; Water Nitrate Facility						13,777	
	80808092 Total:		<u>484,357</u>	<u>484,358</u>	<u>484,538</u>	<u>484,538</u>	<u>484,358</u>	<u>0</u>
	<b>WATER DEBT-NITRATE FACILITY TOTAL:</b>		<u>484,357</u>	<u>484,358</u>	<u>484,538</u>	<u>484,538</u>	<u>484,358</u>	<u>0</u>
<hr/>								
<b>80B</b>	<b>WATER DS-SWTP MAIN&amp;FRANKLN TNK</b>							
<hr/>								
	<b>808080B2 WATER DEBT - IEPA LOAN</b>							
	<hr/>							
440900	PRINCIPAL PAYMENTS		361,681	361,681	361,681	361,681	361,681	
	2010 IEPA Loan; Water projects						361,681	
	808080B2 Total:		<u>361,681</u>	<u>361,681</u>	<u>361,681</u>	<u>361,681</u>	<u>361,681</u>	<u>0</u>
	<b>WATER DS-SWTP MAIN&amp;FRANKLN TNK TOTAL:</b>		<u>361,681</u>	<u>361,681</u>	<u>361,681</u>	<u>361,681</u>	<u>361,681</u>	<u>0</u>

# CITY OF DECATUR 2021 BUDGET DETAIL

80	WATER FUND	2018 Actual	2019 Actual	2020 Budget	2020 Projected	2021 Budget	% vs 2020P
<hr/>							
80C	WATER DS-ENERGY PROJECT						
<hr/>							
808080C2	WATER DEBT - ENERGY PROJECT						
440900	PRINCIPAL PAYMENTS	781,762	845,267	13,007,837	12,890,666	1,284,665	(90)
	2020 Regions Note; 2013 Regions Note refi Johnson					1,284,665	
441000	INTEREST PAYMENT	481,766	453,814	493,601	306,073	231,826	(24)
	2020 Regions Note; 2013 Regions Note refi Johnson					231,826	
447200	BOND OR NOTE ISSUANCE COSTS	0	0	362,913	0	0	
808080C2 Total:		1,263,528	1,299,081	13,864,351	13,196,739	1,516,491	(89)
<hr/>							
WATER DS-ENERGY PROJECT TOTAL:		1,263,528	1,299,081	13,864,351	13,196,739	1,516,491	(89)
<hr/>							
Fund Revenue TOTAL:		30,310,636	30,327,749	43,168,552	43,299,361	31,292,592	
Fund Expense TOTAL:		29,273,078	30,888,914	44,153,433	42,781,954	31,181,812	
SURPLUS (DEFICIT):		1,037,558	(561,165)	(984,881)	517,407	110,780	

# CITY OF DECATUR 2021 BUDGET DETAIL

81	WATER CAPITAL	2018 Actual	2019 Actual	2020 Budget	2020 Projected	2021 Budget	% vs 2020P
<hr/>							
<b>810</b>	<b>WATER CAPITAL</b>						
<b>8180810</b>	<b>WATER CAPITAL REVENUE</b>						
306700	TRANSFER FROM OTHER FUNDS	0	300,000	300,000	300,000	0	<(100*)
306703	TRANSFER FR WATER	2,750,000	2,750,000	2,750,000	2,750,000	2,100,000	(24)
307101	INTEREST INCOME	46,932	151,558	0	28,327	0	<(100*)
307141	INVESTMENT INCOME	48,395	47,067	180,000	56,650	0	<(100*)
308802	SALE OF CITY PROPERTY	437	1,130	0	0	0	
308812	ADM COST SHARE	1,000,000	1,000,000	1,000,000	1,000,000	1,000,000	
309900	BOND OR NOTE PROCEEDS	0	0	0	0	7,900,000	100*
	East Clarifier project W1603					7,900,000	
	8180810 Total:	<b>3,845,764</b>	<b>4,249,755</b>	<b>4,230,000</b>	<b>4,134,977</b>	<b>11,000,000</b>	<b>&gt;100*</b>
	<b>WATER CAPITAL TOTAL:</b>	<b>3,845,764</b>	<b>4,249,755</b>	<b>4,230,000</b>	<b>4,134,977</b>	<b>11,000,000</b>	<b>&gt;100*</b>
<b>811</b>	<b>WATER NON LAKE CAPITAL</b>						
<b>81808112</b>	<b>WATER NON LAKE CAPITAL-OP EXP</b>						
423700	ARCH & ENGINEERING SERVICES	0	0	480,000	6,500	50,000	>100*
423700	18-34 LONG TERM SUSTAINABILITY STUDY	0	0	0	300,000	163,331	(46)
	81808112 Total:	<b>0</b>	<b>0</b>	<b>480,000</b>	<b>306,500</b>	<b>213,331</b>	<b>(30)</b>
<b>81808118</b>	<b>WATER NON LAKE CAPITAL-PROJECTS</b>						
428000	PROFESSIONAL SERVICES	0	3,400	120,000	0	0	
428000	17-13 WATERMAIN VALVE ASSESSMENT	131,474	33,498	0	57,000	195,000	>100*
	428000 Total:	<b>131,474</b>	<b>36,898</b>	<b>120,000</b>	<b>57,000</b>	<b>195,000</b>	
451000	AUTOMOTIVE EQUIPMENT	22,024	155,259	380,000	0	359,000	100*
	Production Electrician vehicle, new					26,000	
	Deferred from 2020						
	Production pickup #153					37,000	
	Deferred from 2020						
	Administration automobile #156					28,000	
	Deferred from 2020						
	Services dump truck #127					145,000	
	Deferred from 2020						
	Services utility body/valve turner truck #124					95,000	
	Deferred from 2020						
	Services cargo van #104					28,000	
	Deferred from 2020						
452000	OTHER EQUIPMENT	0	0	450,000	0	450,000	100*
	Services Vacuum Excavator #116					450,000	
	Deferred from 2020						
486300	WATER DIST SYSTM LEAK DET SURV	29,058	29,058	35,000	0	35,000	100*
488800	WATER MAIN REPLACEMENTS	0	4,471	3,550,000	0	5,377,000	100*
	Brush College Rd relocation					960,000	
	Lead water service removals					250,000	
	Hillcrest project					667,000	
	Greenswitch extension					800,000	
	Rays Bridge relocation					100,000	
	South Shores Point Bluff replacement phase 1					2,100,000	
	Value & Hydrant project					500,000	
488800	18-08 AIRPORT RD ST RESTORATION	29,106	0	0	0	0	



# CITY OF DECATUR 2021 BUDGET DETAIL

81	WATER CAPITAL		2018 Actual	2019 Actual	2020 Budget	2020 Projected	2021 Budget	% vs 2020P
811 WATER NON LAKE CAPITAL								
81808118 WATER NON LAKE CAPITAL-PROJECTS								
488800	18-10 FAIRLAWN NEIGHBORHOOD		890,404	1,543,765	0	0	0	
488800	18-25 2018 LMFT PROJECT		36,575	0	0	0	0	
488800	19-10 FAIRLAWN NGHBRHOOD REPLACEMENT		0	1,930,348	0	0	0	
488800	19-23 VALVE/HYDRANT REPLACEMENT PROJ		0	431,041	0	0	0	
488800	19-25 2019 LMFT PROJECT		0	284,777	0	0	0	
488800	W1610 ANN WATER MAIN/VALVE REPLACE		129,559	0	0	0	0	
488800	W1710 ANN WATER MAIN/VALVE REPLACE		169,574	29,447	0	3,705,800	0	(100*)
488800 Total:			1,255,218	4,223,850	3,550,000	3,705,800	5,377,000	
497000	WATER SYSTEM IMPROVEMENTS		0	0	250,000	75,000	537,500	>100*
497000	18-04 HYDRAULIC MODEL UPDDATE & EPS		80,949	35,388	0	0	0	
497000 Total:			80,949	35,388	250,000	75,000	537,500	
499200	SWTP IMPROVEMENTS		134,863	101,459	443,000	13,908	300,000	>100*
499200	19-01 MLK FLOW METER TEST VAULT PROJ		0	51,900	0	0	0	
499200	W1603 EAST CLARIFIERS CONVERSION		0	0	82,186	20,000	7,900,000	>100*
499200 Total:			134,863	153,359	525,186	33,908	8,200,000	
81808118 Total:			1,653,586	4,633,811	5,310,186	3,871,708	15,153,500	>100*
WATER NON LAKE CAPITAL TOTAL:			1,653,586	4,633,811	5,790,186	4,178,208	15,366,831	>100*
812 WATER LAKE CAPITAL								
81808122 WATER LAKE CAPITAL-OP EXPENSES								
423700	ARCH & ENGINEERING SERVICES		0	0	710,000	0	80,000	100*
	Annual safety inspections & dam emergency services						10,000	
	Dam and Oakley sediment basin							
	Critical elevations review						40,000	
	Dam, bascule gates, intake structure & water plant							
	Update 2013 Drought Action Plan						30,000	
423700	16-07 ANN DAM INSPECTIONS 2016-2018		4,608	3,907	0	0	0	
423700	19-38 WATERSHED MANAGEMENT		0	0	0	160,000	330,500	>100*
423700	19-40 LAKE DAM GATES EVALUATION PROJ		0	52,654	240,000	242,887	100,000	(59)
423700	W1536 DAM EMERGENCY ACTION PLAN		3,256	0	0	0	0	
81808122 Total:			7,864	56,561	950,000	402,887	510,500	27
81808128 WATER LAKE CAPITAL - PROJECTS								
450100	LAND ACQUISITION		0	0	0	0	100,000	100*
452000	OTHER EQUIPMENT		0	9,200	0	0	0	
485000	14-22 US RT 51 BRDIGE DRAINAGE IMPR		115,012	0	0	0	0	
485600	EPA NONPOINT SOURCE		0	0	25,000	0	0	
485660	LAKEFRONT DEVELOPMENT		0	15,843	0	0	0	
485660	18-36 LAKEHOUSE PARK/PIER IMPR		162	383,220	0	0	0	
486200	SEDIMENT CONTROL		0	0	35,000	0	0	

# CITY OF DECATUR 2021 BUDGET DETAIL

81	WATER CAPITAL	2018 Actual	2019 Actual	2020 Budget	2020 Projected	2021 Budget	% vs 2020P
<hr/>							
812	WATER LAKE CAPITAL						
<hr/>							
81808128	WATER LAKE CAPITAL - PROJECTS						
488900	ADDL WATER SUPPLY	37	320	130,000	117,965	385,000	>100*
						385,000	
488900	18-35 ADDITIONAL WATER SUPPLY PLAN	58,065	219,225	0	0	0	
	488900 Total:	58,102	219,545	130,000	117,965	385,000	
	81808128 Total:	173,276	627,808	190,000	117,965	485,000	>100*
	WATER LAKE CAPITAL TOTAL:	181,140	684,369	1,140,000	520,852	995,500	91
	Fund Revenue TOTAL:	3,845,764	4,249,755	4,230,000	4,134,977	11,000,000	
	Fund Expense TOTAL:	1,834,726	5,318,180	6,930,186	4,699,060	16,362,331	
	SURPLUS (DEFICIT):	2,011,038	(1,068,425)	(2,700,186)	(564,083)	(5,362,331)	

# CITY OF DECATUR 2021 BUDGET DETAIL

88	RECYCLING PROGRAM	2018 Actual	2019 Actual	2020 Budget	2020 Projected	2021 Budget	% vs 2020P
<hr/>							
880	RECYCLING						
8845880	RECYCLING FUND REVENUES						
303700	RECYCLING FEES	690,911	694,986	691,800	688,900	688,900	
307101	INTEREST INCOME	224	1,020	0	0	0	
307141	INVESTMENT INCOME	215	306	750	0	0	
308806	SALE OF RECYCLING BINS	0	106	0	0	0	
8845880 Total:		691,350	696,418	692,550	688,900	688,900	0
88458802	RECYCLING- OPERATING EXP						
424350	GENERAL FUND FIXED ALLOCATION	0	0	21,288	21,288	22,056	4
425000	GENERAL FUND ADMIN FEE	18,060	16,332	0	0	0	
429910	RECYCLING FEES	583,867	593,985	595,559	591,870	593,000	0
430000	RECYCLING BINS	18,508	18,509	20,000	23,798	20,000	(16)
430100	DELIVERY OF RECYCLING BINS	3,573	3,308	2,700	4,200	4,000	(5)
441504	GENERAL FUND PURCHASING	8,820	14,496	0	0	0	
443900	REIMBURSE UCS BILLING	16,356	16,164	17,520	17,520	18,204	4
88458802 Total:		649,184	662,794	657,067	658,676	657,260	0
RECYCLING TOTAL:		1,340,534	1,359,212	1,349,617	1,347,576	1,346,160	5
Fund Revenue TOTAL:		691,350	696,418	692,550	688,900	688,900	
Fund Expense TOTAL:		649,184	662,794	657,067	658,676	657,260	
SURPLUS (DEFICIT):		42,166	33,624	35,483	30,224	31,640	

# CITY OF DECATUR 2021 BUDGET DETAIL

89	WATER BOND FUND	2018 Actual	2019 Actual	2020 Budget	2020 Projected	2021 Budget	% vs 2020P
<hr/>							
890	WATER BONDS						
8943890	WATER BOND REVENUES						
307101	INTEREST INCOME	12,714	27,898	15,000	693	0	<(100*)
307141	INVESTMENT INCOME	46,372	22,668	0	0	0	
307341	GAIN/LOSS ON INVESTMENTS	38,203	23,662	0	0	0	
309900	BOND OR NOTE PROCEEDS	17,771,921	0	0	0	0	
	8943890 Total:	17,869,210	74,228	15,000	693	0	<(100*)
89438902	2013 WATER BOND						
485900	W1314 BAS 1-4 & OAKLEY SEDMNT REHAB	11,667,412	11,418,861	3,303,547	154,270	217,329	41
	89438902 Total:	11,667,412	11,418,861	3,303,547	154,270	217,329	41
	WATER BONDS TOTAL:	29,536,622	11,493,089	3,318,547	154,963	217,329	42
	Fund Revenue TOTAL:	17,869,210	74,228	15,000	693	0	
	Fund Expense TOTAL:	11,667,412	11,418,861	3,303,547	154,270	217,329	
	SURPLUS (DEFICIT):	6,201,798	(11,344,633)	(3,288,547)	(153,577)	(217,329)	



## Internal Service Funds

### Fund Summary

(Whole \$)

#### Fund Name and Number

#### 34 Building Fund

Accounts for operations of the City Library and other City buildings.

Fund Revenue Total:	595,319	1,883,251	1,077,160	674,484	884,583
Fund Expense Total:	617,449	1,106,010	1,080,010	1,422,903	515,820
<b>Surplus / (Deficit)</b>	<b>(22,130)</b>	<b>777,241</b>	<b>(2,850)</b>	<b>(748,419)</b>	<b>368,763</b>
Beginning Cash Balance	\$ 136,295	\$ 114,165	\$ 891,406	\$ 891,406	\$ 142,987
Balance Sheet Adjustments					
<b>Ending Cash Balance</b>	<b>\$ 114,165</b>	<b>\$ 891,406</b>	<b>\$ 888,556</b>	<b>\$ 142,987</b>	<b>\$ 511,750</b>

#### 60 Fleet Maintenance

Accounts for services provided by the City's garage for repair and maintenance of motorized vehicles and equipment and for funds transferred from operating departments for the expenses of operating City equipment.

Fund Revenue Total:	2,543,679	2,491,520	3,681,851	3,287,089	2,976,346
Fund Expense Total:	2,591,513	2,540,011	3,492,173	3,108,812	2,960,652
<b>Surplus / (Deficit)</b>	<b>(47,834)</b>	<b>(48,491)</b>	<b>189,678</b>	<b>178,277</b>	<b>15,694</b>
Beginning Cash Balance	\$ 222,665	\$ 161,869	\$ 113,378	\$ 113,378	\$ 291,655
Balance Sheet Adjustments	\$ (12,962)				
<b>Ending Cash Balance</b>	<b>\$ 161,869</b>	<b>\$ 113,378</b>	<b>\$ 303,056</b>	<b>\$ 291,655</b>	<b>\$ 307,349</b>

#### 64 Risk Management

Accounts for the financial resources collected from other City funds to defray the cost of business insurance, including workers compensation, property & casualty and general liability coverage for city operations.

Fund Revenue Total:	3,245,117	3,324,146	3,351,600	3,315,547	3,050,436
Fund Expense Total:	2,617,742	2,924,885	3,165,743	3,073,951	2,956,808
<b>Surplus / (Deficit)</b>	<b>627,375</b>	<b>399,261</b>	<b>185,857</b>	<b>241,596</b>	<b>93,628</b>
Beginning Cash Balance	\$ 962,234	\$ 1,586,610	\$ 2,003,152	\$ 2,003,152	\$ 2,244,748
Balance Sheet Adjustments	\$ (3,000)	\$ 17,281			
<b>Ending Cash Balance</b>	<b>\$ 1,586,610</b>	<b>\$ 2,003,152</b>	<b>\$ 2,189,009</b>	<b>\$ 2,244,748</b>	<b>\$ 2,338,376</b>

#### 65 Benefit Insurance

Accounts for financial resources collected from other City funds and from employees through payroll deduction to defray the cost of employee benefit programs including healthcare, voluntary benefits, life insurance, and unemployment compensation.

Fund Revenue Total:	8,698,369	10,427,200	11,090,900	10,284,017	9,986,220
Fund Expense Total:	10,406,752	10,074,343	11,830,424	9,746,658	11,820,728
<b>Surplus / (Deficit)</b>	<b>(1,708,383)</b>	<b>352,857</b>	<b>(739,524)</b>	<b>537,359</b>	<b>(1,834,508)</b>
Beginning Cash Balance	\$ 3,877,463	\$ 2,169,081	\$ 2,521,938	\$ 2,521,938	\$ 3,059,297
Balance Sheet Adjustments					
<b>Ending Cash Balance</b>	<b>\$ 2,169,081</b>	<b>\$ 2,521,938</b>	<b>\$ 1,782,414</b>	<b>\$ 3,059,297</b>	<b>\$ 1,224,789</b>

# CITY OF DECATUR 2021 BUDGET DETAIL

34	BUILDING FUND	2018 Actual	2019 Actual	2020 Budget	2020 Projected	2021 Budget	% vs 2020P
340	BUILDING FUND						
3443340	BUILDING FUND REVENUES						
302107	STATE GRANTS OR OTHER	0	0	300,000	0	300,000	100*
307101	INTEREST INCOME	593	1,441	2,160	1,473	0	<(100*)
307141	INVESTMENT INCOME	562	885	0	2,192	0	<(100*)
308822	RENTAL INCOME - LIBRARY	575,000	575,004	575,000	575,000	584,583	2
308827	REBATE	0	0	0	95,819	0	<(100*)
308846	RECORDS STORAGE	19,164	19,542	0	0	0	
309900	BOND OR NOTE PROCEEDS	0	1,286,380	200,000	0	0	
3443340 Total:		595,319	1,883,252	1,077,160	674,484	884,583	31
34433402	BUILDING FUND - OPERATING EXP						
421000	SERVICE TO MAINT BUILDINGS	37,928	36,879	36,000	50,743	36,000	(29)
423100	ELECTRICITY	141,971	86,170	96,000	72,438	60,000	(17)
423200	NATURAL GAS	16,267	16,631	18,000	15,000	18,000	20
423400	WATER	8,305	6,015	6,800	4,646	6,000	29
428060	JANITORIAL SERVICES	231,915	236,100	245,200	245,200	250,000	2
431200	JANITORIAL SUPPLIES	9,476	12,056	13,200	7,023	12,000	71
432000	MATERIAL - BUILDINGS	8,763	4,791	7,200	7,200	7,200	
440900	PRINCIPAL PAYMENTS	0	0	69,781	0	0	
441000	INTEREST PAYMENT	0	0	38,481	30,166	29,716	(1)
	2019B; Parking lot and air handling system					29,716	
442300	RISK MANAGEMENT INSURANCE	9,600	9,588	9,348	9,348	11,904	27
447200	BOND OR NOTE ISSUANCE COSTS	0	9,250	0	0	0	
34433402 Total:		464,225	417,480	540,010	441,764	430,820	(2)
34433405	BUILDING FUND-CAPITAL EXPENSES						
408899	MISCELLANEOUS EXPENSE	0	0	10,000	0	10,000	100*
449950	LARGE CAPITAL ITEMS	5,934	0	30,000	0	75,000	100*
	Contingency					75,000	
489000	BUILDINGS, GROUNDS, GENERAL	0	630	500,000	613,457	0	(100*)
489000	18-14 LIBRARY PARKING LOT RECONST	9,000	33,959	0	500	0	(100*)
489000	19-05 PUBLIC LIBRARY LOT IMPROVEMENT	0	650,717	0	367,182	0	(100*)
489000	M1801 DEMOLITION OF LIBRARY ANNEX	138,290	3,224	0	0	0	
489000 Total:		147,290	688,529	500,000	981,139	0	
34433405 Total:		153,224	688,530	540,000	981,139	85,000	(91)
BUILDING FUND TOTAL:		1,212,768	2,989,262	2,157,170	2,097,387	1,400,403	<(100*)
Fund Revenue TOTAL:		595,319	1,883,252	1,077,160	674,484	884,583	
Fund Expense TOTAL:		617,449	1,106,010	1,080,010	1,422,903	515,820	
SURPLUS (DEFICIT):		(22,130)	777,242	(2,850)	(748,419)	368,763	

## PUBLIC WORKS DEPARTMENT - FLEET OPERATIONS

### **Program Description**

The Public Works Department maintains all the City's non-transit vehicles which includes 340 pieces of equipment. Items maintained by Fleet Maintenance include trailers and small engine units such as lawn mowers. The section maintains 187 vehicles which range from police pursuit vehicles, to end loaders, to fire trucks, to dump trucks. Fleet Maintenance is supported by all other vehicle using departments of the City which include General Funds, Water Funds, Sewer Funds, and Storm Water Funds.

### **Staffing**

The Public Works Department has 124 authorized positions, 8 of which are in the Fleet Maintenance Section. The positions include the Fleet Supervisor, 3 lead mechanics, 3 mechanics and 1 parts person.

### **Budget Highlights**

The proposed programs, staffing, equipment and resource levels of Fleet Maintenance in FY 2021 will encompass some projects and initiatives that were delayed in 2020 due to the pandemic. Some highlights for the coming year are as follows:

1. The existing fuel system is antiquated and spare parts are hard to come by. It is estimated to cost \$80,000 to replace. Offsite fueling options were reviewed and determined to be impractical or not available.
2. The City retained the services of a consultant to conduct an efficiency audit of Fleet Operations to achieve greater economies of service and to reduce departmental charge-outs. This report is due in November-December of 2020. It will likely result in the implementation of new efficiencies and processes.
3. To improve the overall condition of the fleet, in 2021, Fleet Management will prepare a multi-year plan to replace vehicles in need of replacement due to condition, maintenance requirements and other metrics. The proposed 2021 replacement schedule is given below:

Planned Vehicle Purchases in 2021			
Line	#	Vehicle	Est. Cost
	Police Fleet		
8	841	2021 Interceptor	\$ 55,000
9	842	2021 Interceptor	\$ 55,000

10	844	2021 Interceptor	\$	55,000
11	864	2021 Interceptor	\$	55,000
12	871	2021 Interceptor	\$	55,000
13	882	2021 Interceptor	\$	55,000
14	669	2021 Ford Ranger pickup truck	\$	31,000
15	565	2021 Engr Chevy Suburban	\$	45,000
16	569	2021 Engr Ford E150 Van	\$	28,000
17	411	2021 Fleet Ford F-450 serv truck	\$	55,000
18	221	2021 StreetSewer Dump Truck	\$	177,000
19	281	2021 StreetSewer Dump Truck	\$	155,000
20	284	2021 StreetSewer Dump Truck	\$	155,000
21	290	2021 StreetSewer Elgin Sweeper	\$	230,000
22	441A	2021 Forestry Deere tractor/mower	\$	20,000
23	435	2021 Forestry Ford F-250 w plow	\$	38,000
24	248	2021 Sewer Step Van	\$	75,000
25	250	2021 Sewer Vactor Truck	\$	475,000
26	151	2021 Water Lake Ford F-450	\$	73,000
27	178	2021 Water Lake Ford F-250	\$	45,000
28	173	2021 Water Lake Cat endloader	\$	30,000
29	new	2021 Water SWTP truck (electrician)	\$	26,000
30	153	2021 Water SWTP Ford F-250	\$	37,000



31	156	2021 Water Admin Ford Escape	\$ 28,000
32	127	2021 Water Service dump truck	\$ 145,000
33	124	2021 Water Service Ford F-250	\$ 95,000
34	104	2021 Water Service Chevy Cargo Van	\$ 28,000
35	116	2021 Water Service Vac Excavator	\$ 450,000
39	372	2021 Pierce Dash Aerial 75'	\$ 1,200,000
40	368	2021 Pierce Dash Pumper	\$ 500,000
41	369	2021 Pierce Dash Pumper	\$ 500,000
<b>Total Estimated Cost</b>			<b>\$ 4,971,000</b>

### **Performance Outcomes**

1. Monitor fleet availability by tracking time from start to finish for repairs and maintenance.

**2020 Update:** Over the past year ending on October 31<sup>st</sup>, the fleet availability has been 96.6%. The Department goal is 95% which is the standard set by the American Public Works Association (APWA).

2. Monitor the average rolling stock useful life to determine whether fleet operations are having a direct impact on vehicle longevity.

**2020 Update:** This Performance Measure is still under construction.

# CITY OF DECATUR 2021 BUDGET DETAIL

60	FLEET MAINTENANCE		2018 Actual	2019 Actual	2020 Budget	2020 Projected	2021 Budget	% vs 2020P	
600 FLEET MAINTENANCE									
6048600 FLEET MAINT FUND REVENUES									
306700	MAINTENANCE FROM OTHER FUNDS		1,972,104	1,980,420	2,294,568	2,294,568	2,282,592	(1)	
306780	FUEL REIMBURSEMENT		549,184	486,102	786,065	407,992	667,998	64	
307101	INTEREST INCOME		0	0	0	328	0	<(100*)	
308802	SALE OF CITY PROPERTY		0	212	0	598	0	<(100*)	
308855	AUTO INSURANCE REIMBUR		2,877	0	0	0	0		
308860	GASOLINE/DIESEL FUEL REIMB		18,991	21,908	31,947	14,332	25,756	80	
308890	REIMBURSEMENT OF EXPENSE		0	2,589	0	0	0		
308899	MISCELLANEOUS INCOME		522	289	0	0	0		
309900	BOND OR NOTE PROCEEDS		0	0	569,271	569,271	0	<(100*)	
6048600 Total:			2,543,678	2,491,520	3,681,851	3,287,089	2,976,346	(9)	
FLEET MAINTENANCE			TOTAL:	2,543,678	2,491,520	3,681,851	3,287,089	2,976,346	(9)
601 FLEET OPERATIONS									
60486011 FLEET-PERSONNEL SERV									
409000	SALARIES		394,928	406,255	481,004	430,703	498,815	16	
410100	OVERTIME		1,483	4,311	8,670	3,900	8,670	>100*	
410500	PENSION CONTRIBUTION		46,314	39,754	54,545	45,738	61,707	35	
410700	FICA/MEDICARE		29,517	30,465	38,038	31,912	39,404	23	
411100	LIFE INSURANCE		604	612	777	618	780	26	
411200	MEDICAL INSURANCE		114,675	144,400	142,000	135,000	124,800	(8)	
411500	SERVICE RECOGNITION		1,480	1,620	7,550	3,025	7,600	>100*	
60486011 Total:			589,001	627,417	732,584	650,896	741,776	14	
60486012 FLEET- OPERATING EXP									
411300	TO EMPL BENEFITS-UNEMPLOYMENT		492	600	312	312	300	(4)	
420500	SERV - AUTO BODY REPAIRS		23,593	67,172	32,000	32,879	35,000	6	
421200	SERV - AUTO EQUIPMENT		103,583	83,199	100,000	91,517	100,000	9	
421400	SERVICE- OTHER EQUIP		752	6,807	7,000	6,939	7,000	1	
421700	SERV TO MAINT COMM EQUIP		1,059	1,226	1,000	770	1,500	95	
422400	SERV - SHOP EQUIP		1,184	2,584	2,500	2,190	2,500	14	
422500	SERV - MOTOR POOL EQUIP		2,315	9,952	8,000	6,064	8,000	32	
422700	INSPECTION FEES		7,387	9,368	9,000	8,807	11,250	28	
422800	HAZARDOUS WASTE MGT		1,591	911	1,250	1,098	1,500	37	
423000	GENERAL FUND IT SERVICES		69,696	62,004	63,108	63,108	65,052	3	
423100	ELECTRICITY		14,458	10,851	12,500	12,656	12,500	(1)	
423200	NATURAL GAS		5,427	4,896	5,000	4,598	5,000	9	
423300	TELEPHONE		694	587	700	632	700	11	
423400	WATER		2,440	2,403	2,300	2,335	2,500	7	
424000	TRAINING SCHOOL EXPENSES		475	2,659	2,350	250	0	(100*)	

# CITY OF DECATUR 2021 BUDGET DETAIL

60	FLEET MAINTENANCE	2018 Actual	2019 Actual	2020 Budget	2020 Projected	2021 Budget	% vs 2020P
601	FLEET OPERATIONS						
60486012	FLEET- OPERATING EXP						
424100	TRAINING, CONFERENCE & TRAVEL	33	26	3,000	2,023	7,350	>100*
	APWA conference					2,400	
	Work truck show & conference					950	
	FASTER conference/training					1,650	
	Fire apparatus repair & maintenance training					2,350	
424350	GENERAL FUND FIXED ALLOCATION	0	0	90,012	90,012	82,896	(8)
424500	POSTAGE	19	1	0	0	0	
424700	COMPUTER SOFTWARE	12,586	12,900	13,900	13,280	13,588	2
	FASTER Fee					9,418	
	Mitchell 1					2,470	
	Snapon Solus					775	
	Ford IDS software updates/subscription					925	
425000	GENERAL FUND ADMIN FEE	79,464	57,684	0	0	0	
425600	FREIGHT & CARTAGE	67	280	250	214	250	17
427100	TEMP AGENCY SERVICES	69,048	57,686	5,000	75,449	5,000	(93)
	Employee on Workman's comp.					5,000	
427600	WASHING CARS	7,281	4,942	6,000	5,380	6,000	12
428400	MEMBERSHIP FEES	165	170	470	170	470	>100*
	APWA					170	
	IL Fire Apparatus Mechanics Assoc.					150	
	CDL Reimbursement					150	
428800	RENTAL-COPY MACHINE	1,761	1,628	1,700	1,600	1,700	6
430200	PUBLICATIONS	438	563	550	565	590	4
	Black book					590	
430800	PERSONAL SAFETY GEAR	684	1,325	600	625	1,000	60
431200	JANITORIAL SUPPLIES	1,557	1,467	1,350	1,344	1,350	0
433100	MEDICAL SUPPLIES	127	62	250	230	250	9
433900	MATERIAL - AUTO EQUIP	94	526	300	208	300	44
434000	MINOR EQUIP & TOOLS	5,088	2,754	5,000	3,880	5,000	29
434100	EMPLOYEE MINOR EQUIP	167	283	750	750	750	
434500	OFFICE SUPPLIES	287	221	250	221	300	36
436200	WELDING SUPPLIES	234	0	0	0	0	
440900	PRINCIPAL PAYMENTS	35,512	38,397	591,011	596,464	58,255	(90)
	2020 Regions Note; 2013 Regions Note refi Johnson					58,255	
	Controls Initiative						
441000	INTEREST PAYMENT	21,884	20,615	22,422	18,580	10,513	(43)
	2020 Regions Note; 2013 Regions Note refi Johnson					10,513	
	Controls Initiative						
441504	GENERAL FUND PURCHASING	18,600	26,532	0	0	0	
441505	GENERAL FUND - PUBLIC WORKS	160,236	179,436	167,244	167,244	181,476	9
441506	GENERAL FUND HUMAN RES	6,600	11,580	0	0	0	
442300	RISK MANAGEMENT INSURANCE	282,396	272,700	264,324	264,324	224,736	(15)
444000	MOTOR VEH LICENSE FEES	6	79	100	316	100	(68)
447200	BOND OR NOTE ISSUANCE COSTS	0	0	16,486	16,485	0	(100*)
449900	SMALL CAPITAL ITEMS	0	0	1,000	0	1,000	100*
	Vehicle tool box, strobe light, etc.					1,000	

# CITY OF DECATUR 2021 BUDGET DETAIL

60	FLEET MAINTENANCE	2018 Actual	2019 Actual	2020 Budget	2020 Projected	2021 Budget	% vs 2020P
<hr/>							
601	FLEET OPERATIONS						
60486012	FLEET- OPERATING EXP						
449950	LARGE CAPITAL ITEMS	0	0	70,000	0	80,000	100*
	Replace fuel dispensing system					80,000	
451000	AUTOMOTIVE EQUIPMENT	0	0	25,000	0	55,000	100*
	Service truck #411					55,000	
	Upgrade deferred from 2020						
	60486012 Total:	939,480	957,076	1,533,989	1,493,519	990,676	(34)
	FLEET OPERATIONS						
	TOTAL:	1,528,481	1,584,493	2,266,573	2,144,415	1,732,452	(19)
602	FLEET INVENTORY						
60486022	FLEET INVENTORY EXPENSE						
437900	SUPPLIES-INVENTORY	11,657	12,138	12,000	10,900	12,000	10
438000	ANTIFREEZE-INVENTORY	2,066	1,645	1,600	1,580	2,000	27
438100	DIESEL FUEL-INVENTORY	224,067	209,455	290,000	210,060	290,000	38
438200	PARTS-INVENTORY	367,212	331,599	350,000	341,000	350,000	3
438300	GASOLINE-INVENTORY	335,621	305,286	456,000	297,424	456,000	53
438400	LUBRICANTS-INVENTORY	41,862	34,867	35,000	33,368	35,000	5
438500	TIRES-INVENTORY	70,308	47,077	67,000	57,110	67,000	17
438700	BROOMS-INVENTORY	8,268	11,696	12,000	10,800	14,000	30
438900	PROPANE-INVENTORY	1,971	1,756	2,000	2,155	2,200	2
	60486022 Total:	1,063,032	955,519	1,225,600	964,397	1,228,200	27
	FLEET INVENTORY						
	TOTAL:	1,063,032	955,519	1,225,600	964,397	1,228,200	27
	Fund Revenue TOTAL:	2,543,678	2,491,520	3,681,851	3,287,089	2,976,346	
	Fund Expense TOTAL:	2,591,513	2,540,012	3,492,173	3,108,812	2,960,652	
	SURPLUS (DEFICIT):	(47,835)	(48,492)	189,678	178,277	15,694	

# CITY OF DECATUR 2021 BUDGET DETAIL

64	RISK MANAGEMENT FUND	2018 Actual	2019 Actual	2020 Budget	2020 Projected	2021 Budget	% vs 2020P
<hr/>							
<b>640</b>	<b>RISK MANAGEMENT</b>						
<hr/>							
<b>6443640</b>	<b>RISK MANAGEMENT FUND REVENUES</b>						
303608	FR EMPLOYEE BENEFITS - ADMIN	135,000	0	0	0	0	
306402	CITY - BUSINESS INS	3,090,468	3,278,916	3,300,000	3,273,072	3,000,000	(8)
307101	INTEREST INCOME	3,969	18,679	18,000	4,297	960	(78)
307141	INVESTMENT INCOME	3,464	5,396	3,600	11,226	9,000	(20)
308813	CIVIC CENTER BUSINESS INS	12,216	21,156	30,000	26,952	40,476	50
6443640 Total:		<b>3,245,117</b>	<b>3,324,147</b>	<b>3,351,600</b>	<b>3,315,547</b>	<b>3,050,436</b>	<b>(8)</b>
<hr/>							
	<b>RISK MANAGEMENT</b>	<b>TOTAL:</b>	<b>3,245,117</b>	<b>3,324,147</b>	<b>3,351,600</b>	<b>3,315,547</b>	<b>(8)</b>
<hr/>							
<b>641</b>	<b>RISK MANAGEMENT</b>						
<hr/>							
<b>64436412</b>	<b>RISK MGMT - OPERATING EXP</b>						
423000	GENERAL FUND IT SERVICES	23,928	21,228	21,588	21,588	22,224	3
424100	CONFERENCES & TRAVEL	0	113	3,000	1,000	3,000	>100*
	PRIMA National meeting in Nashville, 2 EE's					2,500	
	Risk management peer city meetings (2)					150	
	To be defined					350	
424350	GENERAL FUND FIXED ALLOCATION	0	0	65,088	65,088	97,512	50
424500	POSTAGE	267	601	0	37	0	(100*)
424600	LEGAL SERVICES	54,646	145,521	180,000	312,493	230,000	(26)
	Pending and new cases					175,000	
	PSEBA, etc					30,000	
	to be determined					25,000	
425000	GENERAL FUND ADMIN FEE	177,600	89,304	0	0	0	
426500	MEDICAL EXPENSES	15,770	14,862	17,100	16,486	18,600	13
	Company nurse services est \$1,300/month					15,600	
	Occ Health services est \$175/month					2,100	
	Contingency					900	
428000	PROFESSIONAL SERVICES	24,200	14,400	29,000	5,000	29,000	>100*
	Contingency for loss prevention consultation					9,000	
	Property asset valuation service for determination of insured property values					20,000	
428400	MEMBERSHIP FEES	605	605	900	700	900	29
	PRIMA					400	
	JW					300	
	to be determined					200	
428800	RENTAL-COPY MACHINE	2,290	1,909	2,000	1,587	1,800	13
434600	SAFETY PROGRAM	567	11,122	20,049	15,000	18,000	20
	TBD safety training					5,000	
	Contingency					850	
	Misc for safety meetings					150	
	Target Solutions training platform					12,000	
441504	GENERAL FUND PURCHASING	312	492	0	0	0	
441509	GEN FUND RISK & EE BENEFIT	0	83,040	87,468	87,468	89,172	2

# CITY OF DECATUR 2021 BUDGET DETAIL

64	RISK MANAGEMENT FUND		2018 Actual	2019 Actual	2020 Budget	2020 Projected	2021 Budget	% vs 2020P
641 RISK MANAGEMENT								
64436412 RISK MGMT - OPERATING EXP								
442500	SURETY BONDS		3,533	3,174	3,300	3,304	3,600	9
64436412 Total:			303,718	386,371	429,493	529,751	513,808	(3)
RISK MANAGEMENT		TOTAL:	303,718	386,371	429,493	529,751	513,808	(3)
642 WORKER'S COMPENSATION								
64436422 WORKER'S COMP - OPERATING EXP								
428000	PROFESSIONAL SERVICES		60,343	84,719	80,250	76,750	85,000	11
	JWF claim processing						26,500	
	AJG annual advisory fee						51,750	
	Contingency						6,750	
440100	CLAIMS		594,845	875,739	900,000	701,552	900,000	28
440125	SETTLEMENTS		518,974	450,387	400,000	564,138	500,000	(11)
442400	INSURANCE PREMIUMS		610,095	572,212	624,000	467,602	180,000	(62)
64436422 Total:			1,784,257	1,983,057	2,004,250	1,810,042	1,665,000	(8)
WORKER'S COMPENSATION		TOTAL:	1,784,257	1,983,057	2,004,250	1,810,042	1,665,000	(8)
643 LIABILITY PROPERTY & CASUALTY								
64436432 LIABILITY PROP &CASULTY OP EXP								
428000	PROFESSIONAL SERVICES		74,181	69,169	48,000	67,186	48,000	(29)
	Gallagher Bassett processing service fee						28,000	
	AJG annual advisory fee						17,250	
	Contingency						2,750	
440100	CLAIMS		106,582	50,824	240,000	34,119	90,000	>100*
442400	INSURANCE PREMIUMS		349,004	435,464	444,000	632,853	640,000	1
	AJG annual package						629,300	
	Contingency						10,700	
64436432 Total:			529,767	555,457	732,000	734,158	778,000	6
LIABILITY PROPERTY & CASUALTY		TOTAL:	529,767	555,457	732,000	734,158	778,000	6
Fund Revenue TOTAL:			3,245,117	3,324,147	3,351,600	3,315,547	3,050,436	
Fund Expense TOTAL:			2,617,742	2,924,885	3,165,743	3,073,951	2,956,808	
SURPLUS (DEFICIT):			627,375	399,262	185,857	241,596	93,628	

# CITY OF DECATUR 2021 BUDGET DETAIL

65	BENEFIT INSURANCE FUND	2018 Actual	2019 Actual	2020 Budget	2020 Projected	2021 Budget	% vs 2020P
<hr/>							
<b>650</b>	<b>EMPLOYEE BENEFIT INSURANCE</b>						
<b>6543650</b>	<b>BENEFIT FUND REVENUES</b>						
306401	CITY - MEDICAL	6,369,779	7,886,150	8,424,000	7,728,750	7,191,600	(7)
306403	CITY - UNEMPLOYMENT INSURANCE	30,036	36,060	18,000	18,000	17,988	0
306404	CITY - LIFE INSURANCE	45,645	45,744	48,000	46,760	48,000	3
306601	PAYROLL - HEALTH	673,838	717,212	748,000	702,738	697,032	(1)
306606	RETIREE HEALTH	849,976	919,669	960,000	981,874	1,200,000	22
306607	VSP CITY - MEDICAL	16,800	6,400	0	0	0	
306608	OPTIONAL LIFE INS	70,950	85,695	86,400	84,115	84,000	0
306609	RETIREE DENTAL	20,364	25,084	24,000	28,539	30,000	5
306610	DENTAL	221,864	250,248	324,000	254,312	270,000	6
306612	VISION INSURANCE	37,199	39,700	47,400	42,002	44,400	6
306613	RETIREE VISION	2,443	3,103	3,000	3,169	4,800	51
306614	AFLAC	50,183	46,400	48,000	45,507	45,000	(1)
306617	PAYROLL FSA-MEDICAL/DEP CARE	178,227	198,250	190,000	202,199	204,000	1
307101	INTEREST INCOME	7,368	21,903	21,600	6,180	4,200	(32)
307141	INVESTMENT INCOME	8,600	6,812	4,500	13,839	14,400	4
308821	CIVIC CENTER-MEDICAL INSURANCE	115,098	137,420	144,000	126,033	130,800	4
308899	MISCELLANEOUS INCOME	0	1,349	0	0	0	
6543650 Total:		<b>8,698,370</b>	<b>10,427,199</b>	<b>11,090,900</b>	<b>10,284,017</b>	<b>9,986,220</b>	<b>(3)</b>
<b>EMPLOYEE BENEFIT INSURANCE TOTAL:</b>		<b>8,698,370</b>	<b>10,427,199</b>	<b>11,090,900</b>	<b>10,284,017</b>	<b>9,986,220</b>	<b>(3)</b>
<b>651</b>	<b>MEDICAL INSURANCE</b>						
<b>65436512</b>	<b>MEDICAL - OPERATING EXP</b>						
400006	FSA MED/DEP CARE CLAIMS	189,906	186,866	190,000	208,303	204,000	(2)
400014	AFLAC INSURANCE	50,939	46,529	48,000	47,941	45,000	(6)
424100	TRAINING & TRAVEL	0	302	300	0	300	100*
	Travel for health clinic					300	
424350	GENERAL FUND FIXED ALLOCATION	0	0	247,932	247,932	224,616	(9)
425000	GENERAL FUND ADMIN FEE	276,360	223,176	0	0	0	
428000	PROFESSIONAL SERVICES	452,063	439,689	448,444	451,860	455,752	1
	BCBS Medical admin fee					391,752	
	JL Hubbard Advisory					60,000	
	Outcome research tax					4,000	
429000	FSA ADMIN EXPENDITURES	5,086	5,061	5,160	5,395	5,700	6
429400	PPO ACCESS	82,793	79,933	80,040	75,060	84,000	12
429900	CONTRACTUAL SERVICES	18,279	12,024	565,000	14,658	18,000	23
	Lifeworks EAP program					13,800	
	Healthcare services					1,800	
	Other expense					2,400	
440050	SUPPLEMENTAL INS PREMIUMS	24,244	25,512	26,400	29,964	30,000	0
440100	CLAIMS	8,202,119	7,902,563	8,506,000	7,374,599	8,417,000	14
440150	MEMBER REWARDS	1,375	2,750	6,000	1,375	6,000	>100*
441509	GEN FUND RISK & EE BENEFIT	0	82,572	86,148	86,148	87,768	2

# CITY OF DECATUR 2021 BUDGET DETAIL

65	BENEFIT INSURANCE FUND		2018 Actual	2019 Actual	2020 Budget	2020 Projected	2021 Budget	% vs 2020P
651 MEDICAL INSURANCE								
65436512 MEDICAL - OPERATING EXP								
441900	DENTAL INSURANCE PREMIUMS		245,206	282,735	324,000	287,128	300,000	4
441901	VISION INSURANCE PREMIUM		39,825	42,510	47,400	46,562	49,200	6
442200	LIFE INSURANCE PREM		110,368	133,946	139,200	130,702	139,200	7
442400	INSURANCE PREMIUMS		463,713	502,656	620,400	592,452	726,204	23
445900	RISK MANAGEMENT REIMBURSEMENT		135,000	0	0	0	0	
446700	WELLNESS PROGRAM		75,537	105,519	112,000	7,179	132,000	>100*
450200	BUILDINGS		0	0	360,000	0	0	
65436512 Total:			10,372,813	10,074,343	11,812,424	9,607,258	10,924,740	14
MEDICAL INSURANCE TOTAL:			10,372,813	10,074,343	11,812,424	9,607,258	10,924,740	14
653 UNEMPLOYMENT INSURANCE								
65436532 UNEMPLOYMENT OP EXP								
440100	CLAIMS		33,939	0	18,000	0	17,988	100*
65436532 Total:			33,939	0	18,000	0	17,988	<(100*)
UNEMPLOYMENT INSURANCE TOTAL:			33,939	0	18,000	0	17,988	<(100*)
655 ONSITE HEALTH CLINIC								
65436552 ONSITE HEALTH CLINIC EXPENSES								
429900	CLINIC OPERATIONS		0	0	0	39,000	828,000	>100*
	Provider operational cost						672,000	
	Cost of drugs, labs, vaccines, etc						56,000	
	Facility lease						48,000	
	Utilities						6,000	
	Janitorial						40,000	
	Insurance						1,000	
	Contingency						5,000	
450200	BUILDINGS		0	0	0	100,400	50,000	(50)
	Carry over start up						50,000	
65436552 Total:			0	0	0	139,400	878,000	>100*
ONSITE HEALTH CLINIC TOTAL:			0	0	0	139,400	878,000	>100*
Fund Revenue TOTAL:			8,698,370	10,427,199	11,090,900	10,284,017	9,986,220	
Fund Expense TOTAL:			10,406,752	10,074,343	11,830,424	9,746,658	11,820,728	
SURPLUS (DEFICIT):			(1,708,382)	352,856	(739,524)	537,359	(1,834,508)	





## Capital Project Funds

### Fund Summary

(Whole \$)

#### Fund Name and Number

2018 Actual	2019 Actual	2020 Budget	2020 Projection	2021 Budget
----------------	----------------	----------------	--------------------	----------------

#### 42 Local Motor Fuel Tax

Accounts for revenues from the local motor fuel tax, and expenditures for street improvements within the City footprint.

Fund Revenue Total:	4,554,016	2,169,104	1,956,528	1,777,465	1,956,000
Fund Expense Total:	4,037,563	2,662,180	2,846,433	2,441,679	2,163,136
<b>Surplus / (Deficit)</b>	<b>516,453</b>	<b>(493,076)</b>	<b>(889,905)</b>	<b>(664,214)</b>	<b>(207,136)</b>
Beginning Cash Balance	\$ 1,977,693	\$ 2,494,146	\$ 2,001,070	\$ 2,001,070	\$ 1,336,856
Balance Sheet Adjustments					
<b>Ending Cash Balance</b>	<b>\$ 2,494,146</b>	<b>\$ 2,001,070</b>	<b>\$ 1,111,165</b>	<b>\$ 1,336,856</b>	<b>\$ 1,129,720</b>

#### 44 2018 Bond Project Construction

Accounts for capital improvement projects financed by the proceeds from the 2018 Series General Obligation Bonds issued by the City in 2018.

Fund Revenue Total:	10,600,459	154,064	65,500	120,335	-
Fund Expense Total:	2,221,378	2,189,748	6,261,016	886,094	5,529,215
<b>Surplus / (Deficit)</b>	<b>8,379,081</b>	<b>(2,035,684)</b>	<b>(6,195,516)</b>	<b>(765,759)</b>	<b>(5,529,215)</b>
Beginning Cash Balance	\$ -	\$ 8,379,081	\$ 6,343,397	\$ 6,343,397	\$ 5,577,638
Balance Sheet Adjustments					
<b>Ending Cash Balance</b>	<b>\$ 8,379,081</b>	<b>\$ 6,343,397</b>	<b>\$ 147,881</b>	<b>\$ 5,577,638</b>	<b>\$ 48,423</b>

#### 45 Capital Projects

Account for the financial resources used for capital investment in City infrastructure not funded by proprietary or trust funds.

Fund Revenue Total:	2,551	894,830	485,000	332,193	30,000
Fund Expense Total:	1,222,037	1,023,683	1,042,250	931,924	30,000
<b>Surplus / (Deficit)</b>	<b>(1,219,487)</b>	<b>(128,853)</b>	<b>(557,250)</b>	<b>(599,731)</b>	<b>-</b>
Beginning Cash Balance	\$ 21,981	\$ 784,310	\$ 655,457	\$ 655,457	\$ 55,726
Balance Sheet Adjustments	\$ 1,981,816				
<b>Ending Cash Balance</b>	<b>\$ 784,310</b>	<b>\$ 655,457</b>	<b>\$ 98,207</b>	<b>\$ 55,726</b>	<b>\$ 55,726</b>

#### 46 Motor Fuel Tax

Accounts for revenues, including the City's motor fuel tax allotment from the State of Illinois, and expenditures for street improvements and traffic signal maintenance within the City footprint.

Fund Revenue Total:	2,040,465	3,149,924	10,123,755	7,944,891	15,200,670
Fund Expense Total:	2,414,009	2,811,213	10,699,966	6,312,148	15,841,758
<b>Surplus / (Deficit)</b>	<b>(373,544)</b>	<b>338,711</b>	<b>(576,211)</b>	<b>1,632,743</b>	<b>(641,088)</b>
Beginning Cash Balance	\$ 1,762,134	\$ 1,388,590	\$ 1,727,301	\$ 1,727,301	\$ 3,360,044
Balance Sheet Adjustments					
<b>Ending Cash Balance</b>	<b>\$ 1,388,590</b>	<b>\$ 1,727,301</b>	<b>\$ 1,151,090</b>	<b>\$ 3,360,044</b>	<b>\$ 2,718,956</b>



## Capital Project Funds

### Fund Summary

(Whole \$)

#### Fund Name and Number

2018 Actual	2019 Actual	2020 Budget	2020 Projection	2021 Budget
----------------	----------------	----------------	--------------------	----------------

#### 47 Major Moves

Accounts for the financial resources received from State of Illinois Grants for the purpose of investment in infrastructure projects providing economic development benefit to the City of Decatur. Fund activities moved to Capital Fund 45 prior to 2019 fiscal year end.

Fund Revenue Total:	242,532	143,561	-	-	-
Fund Expense Total:	366,760	123,005	-	-	-
<b>Surplus / (Deficit)</b>	<b>(124,227)</b>	<b>20,556</b>	-	-	-
Beginning Cash Balance	\$ 103,671	\$ 444	\$ -	\$ -	\$ -
Balance Sheet Adjustments	\$ 21,000				
<b>Ending Cash Balance</b>	<b>\$ 444</b>	<b>\$ -</b>	<b>\$ -</b>	<b>\$ -</b>	<b>\$ -</b>

#### 50 Debt Service

Account for the accumulation of resources for, and the payment of principal and interest on general obligation debt, serial and term debt obligations of the City. Direct payment of GO Bond debt moved to initiating fund in 2016.

Fund Revenue Total:	1,421,643	8,873,171	2,830,600	2,827,600	2,550,118
Fund Expense Total:	1,182,930	8,475,017	2,494,752	1,861,580	2,494,562
<b>Surplus / (Deficit)</b>	<b>238,714</b>	<b>398,155</b>	<b>335,848</b>	<b>966,020</b>	<b>55,556</b>
Beginning Cash Balance	\$ 748,369	\$ 987,082	\$ 1,385,237	\$ 1,385,237	\$ 2,351,257
Balance Sheet Adjustments					
<b>Ending Cash Balance</b>	<b>\$ 987,082</b>	<b>\$ 1,385,237</b>	<b>\$ 1,721,085</b>	<b>\$ 2,351,257</b>	<b>\$ 2,406,813</b>

#### 61 Equipment Replacement

Accounts for funds transferred from the Fleet Maintenance Fund and other funding sources for replacement of City equipment. Capital outlay for City Fleet vehicles and other rolling stock machinery and equipment is from this fund. Police & Fire Capital expenses moved here in 2020.

Fund Revenue Total:	11,399	681,012	550,100	851,431	317,000
Fund Expense Total:	150,054	92,091	1,139,653	1,173,226	1,015,232
<b>Surplus / (Deficit)</b>	<b>(138,655)</b>	<b>588,921</b>	<b>(589,553)</b>	<b>(321,795)</b>	<b>(698,232)</b>
Beginning Cash Balance	\$ 626,930	\$ 488,275	\$ 1,077,196	\$ 1,077,196	\$ 755,401
Balance Sheet Adjustments					
<b>Ending Cash Balance</b>	<b>\$ 488,275</b>	<b>\$ 1,077,196</b>	<b>\$ 487,643</b>	<b>\$ 755,401</b>	<b>\$ 57,169</b>

## PUBLIC WORKS DEPARTMENT – STREET CAPITAL

### **Program Description**

The Public Works Department oversees the management of the capital funds that perform the major improvement work on the City's street system. The two capital funds that provide funding for street capital improvements are:

- **Fund 42, the Local Motor Fuel Tax Fund.** On February 16, 2016, the City Council enacted an Ordinance that established Chapter 51.4 of the City Code and levied a \$0.05 per gallon tax on non-diesel fuel and a \$0.01 tax on diesel fuel sold in the City. This generates approximately \$1.95 million per year for local street capital improvements. These funds can be used for the construction and maintenance of municipal streets and extensions, sidewalk repairs and maintenance, curbing, grade separations and approaches and engineering services related to those items (Reference City Code 51.4 Section 8).
- **Fund 46, The State Motor Fuel Tax Fund.** This fund consists of the City's allocation of Motor Fuel Tax funds received by the State. Prior to the new tax which was levied beginning July 1, 2019, the City received approximately \$1.9 million per year. This increased to \$3.3 million per year with the new revenues that began August of 2019. The reduced travel resulting from the pandemic shrunk the City's 2020 MFT allotment by approximately \$300,000 or about 9%. Revenues have seemed to bounce back and are anticipated to be normal in 2021.

**Rebuild Illinois.** In addition to the 2019 Motor Fuel Tax increase, the State sold bonds that will provide the City with 2 payments of \$836,123 per year for 3 years beginning in 2020, which should total \$5,016,738 when the last payment is made in 2022. These additional funds must be spent on "bondable" transportation projects that would have an average useful life of at least 13 years.

### **Staffing**

The Local Motor Fuel Tax Fund provides no funding for staffing. All revenues are dedicated to street improvement work.

The State Motor Fuel Tax Fund provides a yearly transfer of approximately \$500,000 to the General Fund to support the City's traffic signal operations. The transfer covers the payroll for 2 employees, their vehicles, and materials used for traffic signal maintenance. The transfer also covers electricity costs and outside contractor services for traffic signals.

All other personnel services provided by the City for street maintenance are paid by the General Fund.

### **Budget Highlights**

A summary of the 5-year project plan funded by each of the street capital funds is attached. Highlights for Fiscal Year 2020 are as follows:

#### **Local Motor Fuel Tax Fund**

1. 2020 Local Motor Fuel Tax Street Improvement Project. The Annual Local MFT Street Improvement Project conducted by the City will fund approximately \$975,000 in residential street capital road improvements. A 5-year plan is attached.

#### **State Motor Fuel Tax Fund**

1. The Brush College Road / Faries Parkway Grade Separation Project. This is the major project funded by the State Motor Fuel Tax fund. The City must front all of the pre-construction costs for the work, including engineering, land purchasing, and utility relocation. Most of the City's expenditures will be reimbursed from the \$25 million Freight Program grant and \$12 million in Grade Crossing Protection funds. The City is in the process of requesting an additional \$7-8 million in Freight Funds and \$4 million in Grade Crossing Protection Funds. It is planned to propose using \$1.6 million in Water Funds to pay for water main relocation cost as part of the project, and 0.5 million in Storm Funds to pay a portion of the storm sewer construction costs. The project is currently aiming for an April or June 2021 project letting.
2. Mound Road / Steven's Creek Bridge Improvement. This project will repair deteriorated portions of the piers for this bridge. The project was deferred from 2020 due to concerns with the health of the MFT fund.
3. 2021 Street Surface Restoration Project. The Annual Street Restoration Project conducted by the City is expected to grow significantly this year to \$2.4 million due to the increased State Motor Fuel Taxes and the Rebuild Illinois Bond funds. While it is not proposed to use the Rebuild Illinois funds for street work, the bridge work that we propose to use those funds on will serve to free up funds for additional street work with regular State MFT funds that have fewer strings attached.

**Rebuild Illinois Bond Fund:** These funds must be spent on "bondable" transportation improvements with a life cycle of at least 13 years. We have proposed mostly bridge projects with one major street improvement as these are clearly bondable and good stand-alone projects.

<b>Rebuild Illinois Bond Fund - Project Options</b> <b>\$1,672,246 per year for three years beginning in 2020 = \$5,016,738 by the end of 2022</b>					
Line	Recommendation	Project	Design	Construction	Project Detail Description
1	Recommended	CENTER STREET BRIDGE REPLACEMENT		\$350,000	This project is approved for 80% Federal funds with the City's portion being estimated at \$350,000.
2	Recommended	COUNTRY CLUB ROAD RECONSTRUCTION-CONCRETE		\$2,000,000	This project would reconstruct the concrete portion of Airport Road between North Fork and William Street.
3	Recommended	MEADOW/LARK BRIDGE REPLACEMENT		\$350,000	This bridge is currently partially closed. The project will remove the current bridge and replace it with a large box culvert.
4	Recommended	GARFIELD/22ND BRIDGE IMPROVEMENT	\$200,000	\$800,000	This project would replace or rehabilitate the damaged or deteriorated steel beams, replace the deck, and replace the failed side slopes.
5	Recommended	GROVE ROAD/SAND CREEK BRIDGE IMPROVEMENT	\$100,000	\$1,000,000	This project would replace or rehabilitate the deteriorated steel beams, replace the deck, replace the bearing pads, and replace the failed side slopes.
6		GENERAL STREET RECONSTRUCTION		\$5,000,000	This would apply all or any portion of the bond money to general street improvements to include mill and overlay work and reconstruction work.
7		BRUSH COLLEGE GRADE SEPARATION		\$2,627,745	This is the City's estimated MFT fund expenditure for Construction (\$627,745) and Construction Engineering (\$2,000,000).
8		GARFIELD/CNRR BRIDGE GIRDER REPAIRS	\$40,000	\$350,000	This project would rehabilitate deteriorated steel beams, and repair the deck.
9		COUNTRY CLUB/LAKE DECATUR BRIDGE IMPROV.	\$50,000	\$400,000	This project would rehabilitate the deteriorated steel beams and replace the deck.

#### Recommended Projects:

1. Center Street / Steven's Creek Bridge Replacement. This project will be partially funded with Federal funds with the \$350,000 City match proposed from the Rebuild Illinois Bond Funds. Design work is nearing completion with planned construction in 2021.
2. Country Club Road Reconstruction. This estimated \$2 million project will replace the concrete portion of Country Club Road between North Fork and William Street.
3. Meadow Lark Bridge Replacement. This bridge was partially closed in 2019 due to progressing beam damage. The project design began in early 2020 and is recommended to replace this bridge with a box culvert at an estimated cost of \$350,000.
4. Garfield/22<sup>nd</sup> Street Bridge Improvement. This project is estimated at \$1 million and will repair beams, replace the deck, and replace the slope wall. It is proposed that design begin in 2021 with the actual bridge work beginning after the substantial completion of the Brush College Grade Separation project.
5. Grove Road/Sand Creek Bridge Improvement. It has not yet been determined if this bridge will be replaced or just rehabilitated. It is proposed that preliminary design work begin in 2021 with likely bridge work being completed in 2022.

**Performance Outcomes**

1. Track the incremental changes to the pavement condition index against the capital funds spent and project costs.
2. Monitor construction contracts by:
  - a. Tracking the percentage of contracts awarded with at least 2 bidders.
  - b. Tracking the percentage of contracts meeting the City's minority goals.
  - c. Tracking the percentage of completed contracts that met their approved minority goals.

STATE MOTOR FUEL TAXES					
Project Detail Description	FY 2021	FY 2022	FY 2023	FY 2024	FY 2025
BRUSH COLLEGE GRADE SEPARATION	5,640,086	3,069,606	0	0	0
TAYLOR/WARD BRANCH BRIDGE IMPROVEMENT	250,000	0	0	0	0
CENTER STREET BRIDGE REPLACEMENT	55,000	0	0	0	0
GARFIELD/22ND BRIDGE IMPROVEMENT	20,000	0	0	0	22,500
GROVE ROAD/SAND CREEK BRIDGE IMPROVEMENT	0	0	0	0	0
MEADOWLARK BRIDGE REPLACEMENT	45,921	0	0	0	0
COUNTRY CLUB/LAKE DECATUR BRIDGE IMPROV.	0	0	50,000	400,000	0
GARFIELD/CNRR BRIDGE GIRDER REPAIRS	10,000	0	0	40,000	350,000
BRIDGE INSPECTIONS	20,000	0	0	0	0
MND RD/SPRG CR WEST & MIDDLE BRIDGES	0	0	0	0	0
MOUND ROAD / STEVENS CREEK BRIDGE	290,000	0	0	0	0
WEST MAIN BRIDGE REPAIR	0	0	0	0	0
RAILROAD CROSSING IMPROVEMENTS	20,000	20,000	20,000	20,000	20,000
STREET SURFACE RESTORATION	2,400,000	1,900,000	1,500,000	2,200,000	2,700,000
MATERIALS FOR STREET REPAIRS	40,000	40,000	40,000	40,000	40,000
ANNUAL GUARDRAIL REPLACEMENT PROJECT	60,000	30,000	30,000	0	0
ELDORADO TRAFFIC SIGNAL REPLACEMENT (IDOT)	61,800	0	0	0	0
ROUTE 36 TRAFFIC SIGNAL IMPROVEMENTS (IDOT)	250,950	0	0	0	0
TRAFFIC SIGNAL MAINTENANCE	50,000	0	0	0	0
<b>TOTAL MFT PROJECTS</b>	<b>9,213,757</b>	<b>5,059,606</b>	<b>1,640,000</b>	<b>2,700,000</b>	<b>3,132,500</b>
REBUILD ILLINOIS					
Project Detail Description	FY 2021	FY 2022	FY 2023	FY 2024	FY 2025
CENTER STREET BRIDGE REPLACEMENT	120,000	200,000	0	0	0
GARFIELD/22ND BRIDGE IMPROVEMENT	100,000	100,000	900,000	0	0
GROVE ROAD/SAND CREEK BRIDGE IMPROVEMENT	100,000	700,000	300,000	0	0
MEADOWLARK BRIDGE REPLACEMENT	360,000	0	0	0	0
COUNTRY CLUB ROAD RECON - CONCRETE	2,000,000	0	0	0	0
<b>TOTAL REBUILD ILLINOIS BOND FUND PROJECTS</b>	<b>2,680,000</b>	<b>1,000,000</b>	<b>1,200,000</b>	<b>0</b>	<b>0</b>
LOCAL MOTOR FUEL TAXES					
Project Detail Description	FY 2021	FY 2022	FY 2023	FY 2024	FY 2025
STREET PROJECTS	975,000	750,000	950,000	1,900,000	1,900,000
<b>TOTAL LOCAL MFT FUND PROJECTS</b>	<b>975,000</b>	<b>750,000</b>	<b>950,000</b>	<b>1,900,000</b>	<b>1,900,000</b>

# CITY OF DECATUR 2021 BUDGET DETAIL

42	LOCAL STREETS & ROADS FUND		2018 Actual	2019 Actual	2020 Budget	2020 Projected	2021 Budget	% vs 2020P
420	LOCAL STREET INITIATIVE							
4248420	LOCAL STREET FUND REVENUES							
302103	LOCAL MFT TAX		1,806,397	1,901,087	1,956,488	1,776,892	1,956,000	10
307101	INTEREST INCOME		27	666	40	270	0	<(100*)
307141	INVESTMENT INCOME		56	42	0	303	0	<(100*)
309900	BOND OR NOTE PROCEEDS		2,747,536	267,308	0	0	0	
4248420 Total:			4,554,016	2,169,103	1,956,528	1,777,465	1,956,000	10
42484202	LOCAL STREET-OPERATING EXPENSE							
428000	PROFESSIONAL SERVICES		0	0	10,000	0	10,000	100*
	ENGINEERING CONSULTANT FEES						10,000	
428000	20-01 RT 51-ELDO TO PERSHING IMPRV		0	0	0	24,000	16,500	(31)
428000 Total:			0	0	10,000	24,000	26,500	
441505	GENERAL FUND - PUBLIC WORKS		0	5,004	5,004	5,004	5,004	
42484202 Total:			0	5,004	15,004	29,004	31,504	9
42484206	LMFT INITIATIVE PROJECTS							
452000	OTHER EQUIPMENT		0	89,263	0	0	0	
489070	STREETS		3,394	12,321	1,500,000	0	975,000	100*
	21-25 Streets project						975,000	
489070	16-26 CONCRETE		16,792	0	0	0	0	
489070	17-06 MOUND/SPRING CREEK WEST & MID		0	13,283	0	0	0	
489070	17-25 LMFT ASPHALT		(13,091)	0	0	0	0	
489070	17-26 LMFT CONCRETE		67,594	0	0	0	0	
489070	18-24 MICROSURFACING PROJECT		67,711	82,333	0	0	0	
489070	18-25 2018 LMFT PROJECT		2,165,400	19,359	0	0	0	
489070	18-26 COUNTY FAIR DR ST IMPROV		542,685	51,670	0	42,000	0	(100*)
489070	19-25 2019 LMFT PROJECT		0	1,168,231	140,000	133,669	0	(100*)
489070	20-25 2020 LMFT PROJECT		0	0	0	1,049,160	0	(100*)
42484206 Total:			2,850,485	1,436,460	1,640,000	1,224,829	975,000	(20)
LOCAL STREET INITIATIVE		TOTAL:	7,404,501	3,610,567	3,611,532	3,031,298	2,962,504	81

## 421 LOCAL STREET CAPITAL PROJECTS

### 42484212 LOCAL STREET-OPERATING EXPENSE

440900	PRINCIPAL PAYMENTS	1,071,429	1,071,429	1,071,429	1,071,429	1,071,429	
	2016 Busey Note; LMFT Resurfacing					1,071,429	
441000	INTEREST PAYMENT	81,964	127,664	120,000	116,417	85,203	(27)
	2016 Busey Note; LMFT Resurfacing					85,203	



# CITY OF DECATUR 2021 BUDGET DETAIL

42	LOCAL STREETS & ROADS FUND	2018 Actual	2019 Actual	2020 Budget	2020 Projected	2021 Budget	% vs 2020P
<hr/>							
421	LOCAL STREET CAPITAL PROJECTS						
42484212	LOCAL STREET-OPERATING EXPENSE						
489070	12-22 NELSON PARK STORM SEWER	33,687	21,624	0	0	0	
	42484212 Total:	1,187,080	1,220,717	1,191,429	1,187,846	1,156,632	(3)
	LOCAL STREET CAPITAL PROJECTS TOTAL:	1,187,080	1,220,717	1,191,429	1,187,846	1,156,632	(3)
	Fund Revenue TOTAL:	4,554,016	2,169,103	1,956,528	1,777,465	1,956,000	
	Fund Expense TOTAL:	4,037,565	2,662,181	2,846,433	2,441,679	2,163,136	
	SURPLUS (DEFICIT):	516,451	(493,078)	(889,905)	(664,214)	(207,136)	

# CITY OF DECATUR 2021 BUDGET DETAIL

44	2018 PROJECT FUND	2018 Actual	2019 Actual	2020 Budget	2020 Projected	2021 Budget	% vs 2020P
<hr/>							
440	2018 PROJECT FUND						
4443440	2018 PROJECT FUND REVENUES						
307101	INTEREST INCOME	3,038	12,339	65,500	3,725	0	<(100*)
307141	INVESTMENT INCOME	21,305	79,001	0	47,777	0	<(100*)
307341	GAIN/LOSS REGIONS INVEST	5,840	62,725	0	68,833	0	<(100*)
309900	BOND OR NOTE PROCEEDS	10,570,276	0	0	0	0	
4443440 Total:		10,600,459	154,065	65,500	120,335	0	<(100*)
44434406	2018 PROJECTS						
440900	PRINCIPAL PAYMENTS	1,728,571	0	0	0	0	
441000	INTEREST PAYMENT	10,903	0	0	0	0	
447200	BOND OR NOTE ISSUANCE COSTS	148,654	0	0	0	0	
450200	FS3 FIRE STATION 3	8,190	19,000	2,917,532	463,550	2,828,993	>100*
450200	FS5 FIRE STATION 5	325,059	2,170,248	465,952	421,289	100,000	(76)
450200	FS7 FIRE STATION 7	0	500	2,877,532	1,255	2,600,222	>100*
44434406 Total:		2,221,377	2,189,748	6,261,016	886,094	5,529,215	>100*
2018 PROJECT FUND TOTAL:		12,821,836	2,343,813	6,326,516	1,006,429	5,529,215	>100*
Fund Revenue TOTAL:		10,600,459	154,065	65,500	120,335	0	
Fund Expense TOTAL:		2,221,377	2,189,748	6,261,016	886,094	5,529,215	
SURPLUS (DEFICIT):		8,379,082	(2,035,683)	(6,195,516)	(765,759)	(5,529,215)	

# CITY OF DECATUR 2021 BUDGET DETAIL

45	CAPITAL PROJECT FUND	2018 Actual	2019 Actual	2020 Budget	2020 Projected	2021 Budget	% vs 2020P
<hr/>							
<b>450</b>	<b>CAPITAL PROJECTS</b>						
<b>4548450</b>	<b>CAPITAL FUND REVENUES</b>						
302107	STATE GRANTS OR OTHER	0	500,000	155,000	0	0	
306700	TRANSFER FROM OTHER FUNDS	0	138,392	0	0	0	
306702	TRANSFER FROM GENERAL FUND	0	0	330,000	330,000	30,000	(91)
307101	INTEREST INCOME	1,876	5,250	0	993	0	<(100*)
307141	INVESTMENT INCOME	675	1,573	0	1,200	0	<(100*)
308827	REBATE	0	240,933	0	0	0	
308899	MISCELLANEOUS INCOME	0	8,683	0	0	0	
4548450 Total:		<b>2,551</b>	<b>894,831</b>	<b>485,000</b>	<b>332,193</b>	<b>30,000</b>	<b>(91)</b>
<b>CAPITAL PROJECTS TOTAL:</b>		<b>2,551</b>	<b>894,831</b>	<b>485,000</b>	<b>332,193</b>	<b>30,000</b>	<b>(91)</b>
<b>451</b>	<b>CAPITAL STREET PROJECTS</b>						
<b>45484512</b>	<b>CAPITAL FD - OPERATING EXP</b>						
428000	PROFESSIONAL SERVICES	0	15,000	30,000	60,000	30,000	(50)
	Ann Schneider & Assoc transportation consultant County has been paying 50% of \$60,000					30,000	
445900	REIMBURSEMENT TO OTHER FUNDS	22,037	300,000	300,000	300,000	0	(100*)
	Inter-fund loan to Water Capital - JCI street light project Deferred to 2022					0	
45484512 Total:		<b>22,037</b>	<b>315,000</b>	<b>330,000</b>	<b>360,000</b>	<b>30,000</b>	<b>(92)</b>
<b>45484516</b>	<b>CAPITAL FUND - STREET</b>						
423904	MISCELLANEOUS GRANT EXP	0	0	500,000	500,000	0	(100*)
489000	BUILDINGS, GROUNDS, GENERAL	0	8,683	0	0	0	
489010	18-07 JCI ENERGY SAVINGS PROJECT	1,200,000	700,000	0	71,924	0	(100*)
489070	14-06 MIDWEST INLAND PORT	0	0	212,250	0	0	
45484516 Total:		<b>1,200,000</b>	<b>708,683</b>	<b>712,250</b>	<b>571,924</b>	<b>0</b>	<b>&lt;(100*)</b>
<b>CAPITAL STREET PROJECTS TOTAL:</b>		<b>1,222,037</b>	<b>1,023,683</b>	<b>1,042,250</b>	<b>931,924</b>	<b>30,000</b>	<b>(97)</b>
<b>Fund Revenue TOTAL:</b>		<b>2,551</b>	<b>894,831</b>	<b>485,000</b>	<b>332,193</b>	<b>30,000</b>	
<b>Fund Expense TOTAL:</b>		<b>1,222,037</b>	<b>1,023,683</b>	<b>1,042,250</b>	<b>931,924</b>	<b>30,000</b>	
<b>SURPLUS (DEFICIT):</b>		<b>(1,219,486)</b>	<b>(128,852)</b>	<b>(557,250)</b>	<b>(599,731)</b>	<b>0</b>	

# CITY OF DECATUR 2021 BUDGET DETAIL

46	MOTOR FUEL TAX FUND	2018 Actual	2019 Actual	2020 Budget	2020 Projected	2021 Budget	% vs 2020P
<hr/>							
460	MFT PROJECTS						
<hr/>							
4648460	MOTOR FUEL TAX FUND REVENUES						
302103	MFT TAX	1,951,262	2,328,434	3,187,120	3,032,891	3,185,000	5
302106	FEDERAL GRANTS	0	527,417	0	2,400,000	5,464,184	>100*
	IL Competetive Freight Program R-97-006-19					5,464,184	
302107	STATE GRANTS OR OTHER	0	183,008	6,847,135	2,401,848	6,443,486	>100*
	Illinois Jobs Now! Grant R-97-007-17					1,369,626	
	ICC Grade Crossing Protection 6WGY(165) / D-97-009-19					2,401,614	
	Norfolk Southern contribution / Brush College					1,000,000	
	MFT Bond Grant / Rebuild Illinois					1,672,246	
302122	MAINT INCOME FR COUNTY	0	3,763	1,500	16,651	16,000	(4)
302123	MAINT INCOME FR STATE	77,968	84,142	80,000	81,000	80,000	(1)
307101	INTEREST INCOME	5,644	17,754	8,000	4,601	4,000	(13)
307141	INVESTMENT INCOME	5,591	5,407	0	7,900	8,000	1
4648460 Total:		2,040,465	3,149,925	10,123,755	7,944,891	15,200,670	91
<hr/>							
46484602	MFT - OPERATING EXPENSES						
435800	ROAD SALT	115,358	112,166	215,000	112,000	158,000	41
441500	GENERAL FND MSC & STR REIMB	495,000	380,930	550,000	550,000	500,000	(9)
46484602 Total:		610,358	493,096	765,000	662,000	658,000	(1)
<hr/>							
46484606	MFT- STREET SURFACE						
489050	BRIDGES	0	0	570,000	0	150,000	100*
	Garfield/22nd bridge improvement					120,000	
	Garfield/CNRR bridge girder repairs					10,000	
	Bridge inspections					20,000	
	West Main bridge repair					0	
489050	09-33 BRUSH COLLEGE ROAD	0	167,458	7,904,166	0	0	
489050	13-25 MOUND ROAD EAST BRIDGE	49,285	0	0	0	0	
489050	17-06 MND/SPRG CRK WEST & MID IMPRV	201,080	0	200,000	525,000	0	(100*)
489050	18-02 MAIN ST OVR STEVENS CREEK REPR	0	121,464	0	8,887	0	(100*)
489050	18-05 TAYLOR/WARD MAIN/STEVENS BRDG	81,532	128,362	139,000	49,468	250,000	>100*
489050	19-04 CENTER ST/STEVENS CRK IMPRV	0	0	0	250,000	175,000	(30)
489050	19-33 W MOUND OVR STEVENS CRK REPAIR	0	0	0	28,943	290,000	>100*
489050	19-34 GROVE RD OVR SAND CREEK INSPEC	0	0	0	12,245	100,000	>100*
489050	20-02 MEADOWLARK BRG/CATERPLR DTCH	0	0	0	62,344	45,921	(26)
489050 Total:		331,897	417,284	8,813,166	936,887	1,010,921	
489070	STREETS	0	13,244	60,000	0	1,820,000	100*
	Railroad crossing improvements					20,000	
	Materials for street repairs					40,000	
	Annual street restoration					1,700,000	
	Annual guardrail replacements					60,000	
489070	09-33 BRUSH COLLEGE ROAD SUBWAY	0	1,504,703	0	4,051,413	9,640,087	>100*
489070	17-08 STREET RESTORATION	0	0	650,000	0	0	
489070	18-08 AIRPORT RD ST RESTORATION	1,471,755	29,713	0	0	0	

# CITY OF DECATUR 2021 BUDGET DETAIL

46	MOTOR FUEL TAX FUND		2018 Actual	2019 Actual	2020 Budget	2020 Projected	2021 Budget	% vs 2020P
460	MFT PROJECTS							
46484606	MFT- STREET SURFACE							
489070	19-08 STREET RESTORATION		0	353,174	0	0	0	
489070	20-08 STREET RESTORATION PROJECT		0	0	0	650,000	0	(100*)
	489070 Total:		1,471,755	1,900,834	710,000	4,701,413	11,460,087	
489080	TRAFFIC SIGNALS		0	0	411,800	11,848	362,750	>100*
	Eldorado signal replacement						61,800	
	Route 36 replacement						250,950	
	Traffic signal maintenance						50,000	
	46484606 Total:		1,803,652	2,318,118	9,934,966	5,650,148	12,833,758	>100*
46484607	MFT REBUILD ILLINOIS EXPENSES							
489050	BRIDGES		0	0	0	0	350,000	100*
489070	STREETS		0	0	0	0	2,000,000	100*
	46484607 Total:		0	0	0	0	2,350,000	<(100*)
	MFT PROJECTS	TOTAL:	4,454,475	5,961,139	20,823,721	14,257,039	31,042,428	<(100*)
	Fund Revenue TOTAL:		2,040,465	3,149,925	10,123,755	7,944,891	15,200,670	
	Fund Expense TOTAL:		2,414,010	2,811,214	10,699,966	6,312,148	15,841,758	
	SURPLUS (DEFICIT):		(373,545)	338,711	(576,211)	1,632,743	(641,088)	

# CITY OF DECATUR 2021 BUDGET DETAIL

47	MAJOR MOVES FUND	2018 Actual	2019 Actual	2020 Budget	2020 Projected	2021 Budget	% vs 2020P
<hr/>							
<b>470</b>	<b>MAJOR MOVES FUND</b>						
<hr/>							
<b>4748470</b>	<b>MAJOR MOVES REVENUES</b>						
302107	STATE GRANTS OR OTHER	190,219	83,433	0	0	0	
306700	TRANSFER FROM OTHER FUNDS	52,037	30,000	0	0	0	
307101	INTEREST INCOME	103	128	0	0	0	
307141	INVESTMENT INCOME	174	0	0	0	0	
308890	REIMBURSEMENT OF EXPENSE	0	30,000	0	0	0	
4748470 Total:		<b>242,533</b>	<b>143,561</b>	<b>0</b>	<b>0</b>	<b>0</b>	<b>&lt;(100*)</b>
<hr/>							
<b>47484702</b>	<b>MAJOR MOVES OPERATING EXPENSES</b>						
428000	PROFESSIONAL SERVICES	76,275	15,000	0	0	0	
444200	TRANSFER TO OTHER FUNDS	0	109,325	0	0	0	
47484702 Total:		<b>76,275</b>	<b>124,325</b>	<b>0</b>	<b>0</b>	<b>0</b>	<b>&lt;(100*)</b>
<hr/>							
<b>47484705</b>	<b>MAJOR MOVES FUND</b>						
489070	09-33 BRUSH COLLEGE SUBWAY STUDY	43,632	0	0	0	0	
489070	14-06 MIDWEST INLAND PORT	246,853	(1,320)	0	0	0	
47484705 Total:		<b>290,485</b>	<b>(1,320)</b>	<b>0</b>	<b>0</b>	<b>0</b>	<b>&lt;(100*)</b>
<hr/>							
<b>MAJOR MOVES FUND TOTAL:</b>		<b>609,293</b>	<b>266,566</b>	<b>0</b>	<b>0</b>	<b>0</b>	<b>&lt;(100*)</b>
<hr/>							
<b>Fund Revenue TOTAL:</b>		<b>242,533</b>	<b>143,561</b>	<b>0</b>	<b>0</b>	<b>0</b>	
<b>Fund Expense TOTAL:</b>		<b>366,760</b>	<b>123,005</b>	<b>0</b>	<b>0</b>	<b>0</b>	
<b>SURPLUS (DEFICIT):</b>		<b>(124,227)</b>	<b>20,556</b>	<b>0</b>	<b>0</b>	<b>0</b>	

# CITY OF DECATUR 2021 BUDGET DETAIL

50	DEBT FUND	2018 Actual	2019 Actual	2020 Budget	2020 Projected	2021 Budget	% vs 2020P
<hr/>							
<b>500</b>	<b>DEBT SERVICE</b>						
<hr/>							
<b>5043500</b>	<b>DEBT SERVICE FUND REVENUES</b>						
301103	REAL ESTATE TAXES	1,010,270	1,954,454	2,453,716	2,453,716	1,320,558	(46)
303607	PAYMENT IN LIEU OF TAXES	247,057	188,993	373,884	373,884	412,560	10
306700	TRANSFER FROM OTHER FUNDS	160,294	0	0	0	817,000	100*
307101	INTEREST INCOME	1,854	7,462	3,000	0	0	
307141	INVESTMENT INCOME	2,168	2,263	0	0	0	
309900	BOND OR NOTE PROCEEDS	0	6,720,000	0	0	0	
5043500 Total:		<b>1,421,643</b>	<b>8,873,172</b>	<b>2,830,600</b>	<b>2,827,600</b>	<b>2,550,118</b>	<b>(10)</b>
<hr/>							
<b>DEBT SERVICE</b>		<b>TOTAL:</b>	<b>1,421,643</b>	<b>8,873,172</b>	<b>2,830,600</b>	<b>2,827,600</b>	<b>(10)</b>
<hr/>							
<b>504</b>	<b>DS-2018 GO BONDS FIRE STATNS</b>						
<hr/>							
<b>50435042</b>	<b>2018 GO BONDS FIRE STATIONS</b>						
440900	PRINCIPAL PAYMENTS	0	0	270,000	270,000	280,000	4
	Fire Station New Construction					280,000	
441000	INTEREST PAYMENTS	47,862	391,600	386,200	386,200	375,200	(3)
	Fire Station New Construction					375,200	
50435042 Total:		<b>47,862</b>	<b>391,600</b>	<b>656,200</b>	<b>656,200</b>	<b>655,200</b>	<b>0</b>
<hr/>							
<b>DS-2018 GO BONDS FIRE STATNS</b>		<b>TOTAL:</b>	<b>47,862</b>	<b>391,600</b>	<b>656,200</b>	<b>655,200</b>	<b>0</b>
<hr/>							
<b>505</b>	<b>DS-2018 GO BONDS FIRE RENOVTN</b>						
<hr/>							
<b>50435052</b>	<b>2018 GO BONDS FIRE RENOVATIONS</b>						
440900	PRINCIPAL PAYMENTS	0	0	55,000	55,000	55,000	
	Fire Station Renovation includes Busey note payoff					55,000	
441000	INTEREST PAYMENTS	9,576	78,350	77,250	77,250	75,050	(3)
	Fire Station Renovation includes Busey note payoff					75,050	
50435052 Total:		<b>9,576</b>	<b>78,350</b>	<b>132,250</b>	<b>132,250</b>	<b>130,050</b>	<b>(2)</b>
<hr/>							
<b>DS-2018 GO BONDS FIRE RENOVTN</b>		<b>TOTAL:</b>	<b>9,576</b>	<b>78,350</b>	<b>132,250</b>	<b>130,050</b>	<b>(2)</b>
<hr/>							
<b>506</b>	<b>DS-2019 GO BONDS</b>						
<hr/>							
<b>50435062</b>	<b>2019 GO BOND - OP EXP</b>						
440900	PRINCIPAL PAYMENTS	0	115,000	105,000	115,000	655,000	>100*
	Refunded 2010A					655,000	
441000	INTEREST PAYMENTS	0	61,923	171,480	61,923	169,033	>100*
	Refunded 2010A					169,033	
447200	BOND OR NOTE ISSUANCE COSTS	0	127,377	0	0	0	
50435062 Total:		<b>0</b>	<b>304,300</b>	<b>276,480</b>	<b>176,923</b>	<b>824,033</b>	<b>&gt;100*</b>
<hr/>							
<b>DS-2019 GO BONDS</b>		<b>TOTAL:</b>	<b>0</b>	<b>304,300</b>	<b>276,480</b>	<b>824,033</b>	<b>&gt;100*</b>

## CITY OF DECATUR 2021 BUDGET DETAIL

50	DEBT FUND		2018 Actual	2019 Actual	2020 Budget	2020 Projected	2021 Budget	% vs 2020P
512	DS-2002 BOND-WABASH CROSSNG							
50435122 2002 BOND WABASH CROSS-OP EXP								
441000	INTEREST PAYMENT		59,974	35,059	0	0	0	
447200	BOND OR NOTE ISSUANCE COSTS		0	2,710	0	0	0	
50435122 Total:			59,974	37,769	0	0	0	<(100*)
DS-2002 BOND-WABASH CROSSNG TOTAL:			59,974	37,769	0	0	0	<(100*)
516	DS-2010A BOND							
50435162 2010A BOND - OP EXP								
440900	PRINCIPAL PAYMENTS		94,000	6,348,700	520,000	0	0	
441000	INTEREST PAYMENT		84,851	426,981	24,700	12,350	0	(100*)
441100	FISCAL FEES		750	750	1,000	0	0	
50435162 Total:			179,601	6,776,431	545,700	12,350	0	<(100*)
DS-2010A BOND TOTAL:			179,601	6,776,431	545,700	12,350	0	<(100*)
518	DS-2010C BOND							
50435182 2010C BOND - OP EXP								
440900	PRINCIPAL PAYMENTS		105,000	107,500	112,500	112,500	117,500	4
	Parking Garage B & C Renovations						117,500	
441000	INTEREST PAYMENT		32,800	28,600	24,300	24,300	19,800	(19)
	Parking Garage B & C Renovations						19,800	
441100	FISCAL FEES		750	750	1,000	750	750	
50435182 Total:			138,550	136,850	137,800	137,550	138,050	0
DS-2010C BOND TOTAL:			138,550	136,850	137,800	137,550	138,050	0
521	DS-2012 GO BOND							
50435212 2012 GO BOND - OP EXP								
440900	PRINCIPAL PAYMENTS		630,000	645,000	655,000	655,000	670,000	2
	Refunded 2004A Mound/51, Holiday Harb, Drainage						670,000	
441000	INTEREST PAYMENT		116,981	104,231	90,822	90,822	76,744	(16)
	Refunded 2004A Mound/51, Holiday Harb, Drainage						76,744	



# CITY OF DECATUR 2021 BUDGET DETAIL

50	DEBT FUND		2018 Actual	2019 Actual	2020 Budget	2020 Projected	2021 Budget	% vs 2020P
<hr/>								
521	DS-2012 GO BOND							
50435212	2012 GO BOND - OP EXP							
441100	FISCAL FEES		385	485	500	485	485	
	50435212 Total:		747,366	749,716	746,322	746,307	747,229	0
	DS-2012 GO BOND	TOTAL:	747,366	749,716	746,322	746,307	747,229	0
	Fund Revenue TOTAL:		1,421,643	8,873,172	2,830,600	2,827,600	2,550,118	
	Fund Expense TOTAL:		1,182,929	8,475,016	2,494,752	1,861,580	2,494,562	
	SURPLUS (DEFICIT):		238,714	398,156	335,848	966,020	55,556	

# CITY OF DECATUR 2021 BUDGET DETAIL

61	EQUIPMENT REPLACEMENT	2018 Actual	2019 Actual	2020 Budget	2020 Projected	2021 Budget	% vs 2020P
<b>610 EQUIPMENT REPLACEMENT</b>							
<b>6143610 EFR FUND REVENUES</b>							
306700	TRANSFER FROM OTHER FUNDS	0	665,583	0	0	0	
306702	TRANSFER FR GENERAL FUND	0	0	550,100	845,327	317,000	(62)
	Police capital funding					242,000	
	Fire capital funding					75,000	
307101	INTEREST INCOME	2,201	6,676	0	1,911	0	<(100*)
307141	INVESTMENT INCOME	2,390	2,507	0	4,163	0	<(100*)
308802	SALE OF CITY PROPERTY	6,808	4,856	0	0	0	
308899	MISCELLANEOUS INCOME	0	1,390	0	30	0	<(100*)
6143610 Total:		11,399	681,012	550,100	851,431	317,000	(63)
<b>61436102 EFR- OPERATING EXPENSES</b>							
423900	BANK FEES	350	0	0	0	0	
61436102 Total:		350	0	0	0	0	<(100*)
<b>61436105 EQUIPMENT REPLACEMENT</b>							
440900	PRINCIPAL PAYMENTS	34,100	35,221	0	0	0	
441000	INTEREST PAYMENT	5,186	4,064	0	0	0	
451000	AUTOMOTIVE PURCHASES	27,985	0	0	0	0	
452000	OTHER EQUIPMENT	29,628	0	0	0	0	
455100	LEASE PAYMENTS	52,805	52,805	0	0	0	
61436105 Total:		149,704	92,090	0	0	0	<(100*)
<b>EQUIPMENT REPLACEMENT TOTAL:</b>		<b>161,453</b>	<b>773,102</b>	<b>550,100</b>	<b>851,431</b>	<b>317,000</b>	<b>(63)</b>
<b>611 POLICE CAPITAL</b>							
<b>61436115 POLICE CAPITAL</b>							
440900	PRINCIPAL PAYMENTS	0	0	606,394	332,405	535,218	61
	2019 Busey Note; 6 Police Interceptors					66,833	
	2019B; Motorola Radios					200,000	
	2020 loan; Police Interceptors (7)					187,115	
	2021 loan; Police Interceptors (6)					81,270	
441000	INTEREST PAYMENT	0	0	56,488	43,028	28,804	(33)
	2019 Busey Note; 6 Police Interceptors					750	
	2019B; Motorola Radios					18,794	
	2020 loan; Police Interceptors (7)					6,162	
	2021 loan; Police Interceptors (6)					3,098	
452000	OTHER EQUIPMENT	0	0	0	315,327	0	(100*)
455200	VEHICLE LEASE PAYMENT	0	0	21,757	20,001	21,775	9
	2020 Street Crimes Vehicles (undisclosed)					21,775	
61436115 Total:		0	0	684,639	710,761	585,797	(18)
<b>POLICE CAPITAL TOTAL:</b>		<b>0</b>	<b>0</b>	<b>684,639</b>	<b>710,761</b>	<b>585,797</b>	<b>(18)</b>

# CITY OF DECATUR 2021 BUDGET DETAIL

61	EQUIPMENT REPLACEMENT	2018 Actual	2019 Actual	2020 Budget	2020 Projected	2021 Budget	% vs 2020P
<hr/>							
612	FIRE CAPITAL						
61436125	FIRE CAPITAL						
440900	PRINCIPAL PAYMENTS	0	0	101,728	64,228	141,442	>100*
	2015 Busey Loan; Fire Apparatus Pierce Pumper					65,705	
	2020 loan; Command SUV's (3)					75,737	
441000	INTEREST PAYMENT	0	0	7,034	4,534	5,552	22
	2015 Busey Loan; Fire Apparatus Pierce Pumper					3,057	
	2020 loan; Command SUV's (3)					2,495	
450200	BUILDINGS	0	0	0	116,122	0	(100*)
455200	VEHICLE LEASE PAYMENT	0	0	77,541	77,541	77,541	
	2017 Fire Apparatus Pierce Saber Pumper					77,541	
	61436125 Total:	0	0	186,303	262,425	224,535	(14)
	<b>FIRE CAPITAL</b>						
	<b>TOTAL:</b>	0	0	186,303	262,425	224,535	(14)
613	PUBLIC WORKS CAPITAL						
61436135	PUBLIC WORKS CAPITAL						
440900	PRINCIPAL PAYMENTS	0	0	36,380	36,380	89,540	>100*
	2017 Busey Note; Streets front loader & backhoe					37,577	
	2021 loan; Street/Sewer dump trucks (3)					34,812	
	2021 loan; Street/Sewer street sweeper					17,151	
441000	INTEREST PAYMENT	0	0	2,905	2,905	4,555	57
	2017 Busey Note; Streets front loader & backhoe					1,709	
	2021 loan; Street/Sewer dump trucks (3)					2,455	
	2021 loan; Street/Sewer street sweeper					391	
451000	AUTOMOTIVE EQUIPMENT	0	0	116,000	107,950	58,000	(46)
	Forestry tractor/mower #441A					20,000	
	Deferred from 2020						
	Forestry pickup with plow #435					38,000	
	Deferred from 2020						
455100	LEASE PAYMENT	0	0	113,426	52,805	52,805	
	2018 PW MSC - Mack Dump trucks (2)					52,805	
	61436135 Total:	0	0	268,711	200,040	204,900	2
	<b>PUBLIC WORKS CAPITAL</b>						
	<b>TOTAL:</b>	0	0	268,711	200,040	204,900	2
	<b>Fund Revenue TOTAL:</b>	11,399	681,012	550,100	851,431	317,000	
	<b>Fund Expense TOTAL:</b>	150,054	92,090	1,139,653	1,173,226	1,015,232	
	<b>SURPLUS (DEFICIT):</b>	(138,655)	588,922	(589,553)	(321,795)	(698,232)	



## Miscellaneous Funds

### Fund Summary

(Whole \$)

#### Fund Name and Number

2018 Actual	2019 Actual	2020 Budget	2020 Projection	2021 Budget
----------------	----------------	----------------	--------------------	----------------

#### 22 Decatur Urban Area Transit Study DUATS

Account for State of Illinois grant revenues for the purpose of conducting ongoing urban area transit studies in the greater Decatur and Macon County area of mass transit service.

Fund Revenue Total:	55,200	202,759	349,120	440,020	358,161
Fund Expense Total:	55,151	262,791	349,120	420,990	358,161
<b>Surplus / (Deficit)</b>	<b>50</b>	<b>(60,031)</b>	<b>-</b>	<b>19,030</b>	<b>-</b>
Beginning Cash Balance	\$ 60,316	\$ 60,366	\$ 335	\$ 335	\$ 19,365
Balance Sheet Adjustments					
<b>Ending Cash Balance</b>	<b>\$ 60,366</b>	<b>\$ 335</b>	<b>\$ 335</b>	<b>\$ 19,365</b>	<b>\$ 19,365</b>

#### 36 City Municipal Band

Accounts for revenues and expenditures of the City of Decatur Municipal Band. Revenue includes property taxes levied for the purpose of funding the municipal band.

Fund Revenue Total:	95,776	99,533	96,581	93,398	96,556
Fund Expense Total:	95,915	93,980	96,581	29,234	96,556
<b>Surplus / (Deficit)</b>	<b>(139)</b>	<b>5,553</b>	<b>-</b>	<b>64,164</b>	<b>-</b>
Beginning Cash Balance	\$ 30,050	\$ 29,911	\$ 35,464	\$ 35,464	\$ 99,628
Balance Sheet Adjustments					
<b>Ending Cash Balance</b>	<b>\$ 29,911</b>	<b>\$ 35,464</b>	<b>\$ 35,464</b>	<b>\$ 99,628</b>	<b>\$ 99,628</b>

#### 40 Public Education & Government

Accounts for revenues received for franchise rights granted allowing the installation and operation of cable communication networks and for expenditures defraying the operation of the Public Education and Government television station.

Fund Revenue Total:	77,618	78,019	79,850	73,211	72,100
Fund Expense Total:	284,241	52,014	79,397	73,211	72,100
<b>Surplus / (Deficit)</b>	<b>(206,623)</b>	<b>26,005</b>	<b>453</b>	<b>-</b>	<b>-</b>
Beginning Cash Balance	\$ 268,149	\$ 61,526	\$ 87,531	\$ 87,531	\$ 87,531
Balance Sheet Adjustments					
<b>Ending Cash Balance</b>	<b>\$ 61,526</b>	<b>\$ 87,531</b>	<b>\$ 87,984</b>	<b>\$ 87,531</b>	<b>\$ 87,531</b>

#### 85 Grants

Accounts for the cash receipts and expenditures incurred for grant monies received from the federal government.

Fund Revenue Total:	-	-	75,000	616,500	3,028,500
Fund Expense Total:	-	-	75,000	616,500	3,028,500
<b>Surplus / (Deficit)</b>	<b>-</b>	<b>-</b>	<b>-</b>	<b>-</b>	<b>-</b>
Beginning Cash Balance	\$ -	\$ -	\$ -	\$ -	\$ -
Balance Sheet Adjustments					
<b>Ending Cash Balance</b>	<b>\$ -</b>	<b>\$ -</b>	<b>\$ -</b>	<b>\$ -</b>	<b>\$ -</b>

# CITY OF DECATUR 2021 BUDGET DETAIL

22	DUATS FUND	2018 Actual	2019 Actual	2020 Budget	2020 Projected	2021 Budget	% vs 2020P
<hr/>							
220	DUATS						
<hr/>							
2245220	DUATS REVENUE						
302106	FEDERAL GRANTS	43,878	161,728	279,296	352,016	286,529	(19)
302107	STATE GRANTS OR OTHER	10,970	40,432	69,824	88,004	71,632	(19)
307101	INTEREST INCOME	172	481	0	0	0	
307141	INVESTMENT INCOME	181	119	0	0	0	
2245220 Total:		55,201	202,760	349,120	440,020	358,161	(19)
<hr/>							
22452202	DUATS - OPERATING EXP						
408899	MISC EXPENSE	2,888	0	0	0	0	
420100	ADVERTISING	0	1,434	0	1,700	3,000	76
424100	TRAINING, CONF & TRAVEL	0	75	5,000	250	10,000	>100*
424700	COMPUTER SOFTWARE	0	759	6,800	6,800	25,000	>100*
	GIS Software desktop and online license, Adobe Pro					11,000	
	Drone2Map Software					2,000	
	Needed with drone purchase						
	MotoTrax Software and License					11,000	
	All Mass Transit to update the DPTS consumers to access a mobile application, that provides real time tracking of city buses. All citizens to plan trips and everyday routes through Google maps.						
	Commercial drone pilot training and license					1,000	
	Needed with drone purchase						
425000	GENERAL FUND REIMBURSEMENT	52,263	76,899	207,359	185,000	196,218	6
428000	PROFESSIONAL SERVICES	0	59,960	60,000	46,608	30,000	(36)
	Transportation Model Maintenance					10,000	
	Bicycle and Pedestrian Study					20,000	
428400	MEMBERSHIP FEES	0	363	2,000	998	5,000	>100*
	APA dues, MPO dues, other					5,000	
434500	OFFICE SUPPLIES	0	0	7,000	3,000	4,000	33
445908	MASS TRANSIT REIMBURSEMENT	0	48,474	33,761	149,434	36,943	(75)
449900	SMALL CAPITAL ITEMS	0	969	27,200	27,200	48,000	76
	GeoEvent Server					20,000	
	Enables real-time event-based data streams to be integrated as data sources in GIS.						
	Drone					15,000	
	Multiple use cases for drones in transportation planning.						
	Hardware/Equipment/Furniture: Computers (1), Laptops (4), Plotter, Office furniture					13,000	
489070	14-06 MIDWEST INLAND PORT	0	73,860	0	0	0	
22452202 Total:		55,151	262,793	349,120	420,990	358,161	(15)
<hr/>							
DUATS TOTAL:		110,352	465,553	698,240	861,010	716,322	<(100*)
<hr/>							
Fund Revenue TOTAL:		55,201	202,760	349,120	440,020	358,161	
Fund Expense TOTAL:		55,151	262,793	349,120	420,990	358,161	
SURPLUS (DEFICIT):		50	(60,033)	0	19,030	0	

# CITY OF DECATUR 2021 BUDGET DETAIL

36	MUNICIPAL BAND FUND	2018 Actual	2019 Actual	2020 Budget	2020 Projected	2021 Budget	% vs 2020P
<hr/>							
360	BAND						
3643360	MUNICIPAL BAND FUND REVENUES						
301103	REAL ESTATE TAXES	61,240	67,781	63,700	63,700	63,700	
303607	PAYMENT IN LIEU OF TAXES	9,377	11,456	12,681	12,681	12,636	0
307101	INTEREST INCOME	49	250	200	67	220	>100*
307141	INVESTMENT INCOME	72	74	0	150	0	<(100*)
308870	RESTRICTED GRANTS & DONATIONS	20,000	17,000	20,000	16,800	20,000	19
308899	MISCELLANEOUS INCOME	5,038	2,971	0	0	0	
3643360 Total:		95,776	99,532	96,581	93,398	96,556	3
36433601	BAND- PERSONNEL SVCES						
409000	SALARIES	66,508	63,759	65,000	10,000	65,000	>100*
410700	FICA/MEDICARE	5,088	4,878	4,940	1,000	4,940	>100*
36433601 Total:		71,596	68,637	69,940	11,000	69,940	>100*
36433602	BAND-OPERATING EXPENSES						
408899	MISCELLANEOUS EXPENSE	2,730	4,430	3,500	0	3,500	100*
420200	PRINTING AND BINDING	1,580	3,020	2,100	0	2,100	100*
424350	GENERAL FUND FIXED ALLOCATION	0	0	156	156	276	77
424500	POSTAGE	117	117	200	10	200	>100*
428000	PROFESSIONAL SERVICES	5,272	5,085	5,400	2,000	5,400	>100*
	SESAC Annual Fee					1,425	
	ASCAP Annual Fee					365	
	BMI Annual License					320	
	Guest Performance Fees					3,290	
428700	RENTAL - BUILDING SPACE	2,800	2,800	2,800	2,000	2,800	40
428800	RENTAL-COPY MACHINE	3	2	0	0	0	
430400	CLOTHING	370	676	500	0	500	100*
434000	MINOR EQUIP & TOOLS	426	3,138	1,185	0	1,040	100*
434500	OFFICE SUPPLIES	65	0	0	0	0	
437100	SHEET MUSIC	1,341	2,633	2,500	2,300	2,500	9
441504	GENERAL FUND PURCHASING	312	540	0	0	0	
442100	PROPERTY INSURANCE	898	898	900	898	900	0
442300	RISK MANAGEMENT INSURANCE	1,200	2,004	2,400	2,400	2,400	
449900	SMALL CAPITAL ITEMS	7,204	0	5,000	8,470	5,000	(41)
	Music and performance equipment to be determined					5,000	
36433602 Total:		24,318	25,343	26,641	18,234	26,616	46
BAND TOTAL:		191,690	193,512	193,162	122,632	193,112	<(100*)
Fund Revenue TOTAL:		95,776	99,532	96,581	93,398	96,556	
Fund Expense TOTAL:		95,914	93,980	96,581	29,234	96,556	
SURPLUS (DEFICIT):		(138)	5,552	0	64,164	0	

# CITY OF DECATUR 2021 BUDGET DETAIL

400	PEG CAPITAL FUND	2018 Actual	2019 Actual	2020 Budget	2020 Projected	2021 Budget	% vs 2020P
PEG PROJECTS							
4048400 PEG PROJECTS FUND							
303110	P-E-G CAPITAL FEE	77,074	77,058	79,000	72,711	71,600	(2)
307101	INTEREST INCOME	197	735	850	200	200	
307141	INVESTMENT INCOME	347	226	0	300	300	
4048400 Total:		77,618	78,019	79,850	73,211	72,100	(2)
40484002 PEG PROJECTS OPERATING EXP							
422300	SERVICE IT EQUIP	0	0	0	1,843	3,400	84
423000	GENERAL FUND IT SERVICES	26,100	23,184	23,592	23,592	24,304	3
445900	TRANSFER TO OTHER FUNDS	220,000	0	0	0	0	
40484002 Total:		246,100	23,184	23,592	25,435	27,704	9
40484006 PEG PROJECTS CAPITAL							
449900	SMALL CAPITAL ITEMS	13,754	2,895	25,355	17,827	16,367	(8)
452000	OTHER EQUIPMENT	399	230	0	200	0	(100*)
474006	P-E-G PROGRAMMING	23,988	25,704	30,450	29,749	28,029	(6)
	CITY WEBSITE HOSTNG/DOMAIN					230	
	CITY WEBSITE HOSTING FEE'S						
	CITY WEBSITE OUTSOURCED MAINTENANCE					6,108	
	CONTRACT WITH OUTSIDE VENDOR TO						
	MAINTAIN CURENT VERSIONS OF						
	WORDPRESS SOFTWARE AND ASSOCIATED						
	PLUGGIN'S						
	GRANICUS NOVAS AGENDA SOFTWARE					19,851	
	MAINTENANCE						
	ANNAUAL SOFTWARE MAINTENANCE FOR						
	AGENDA MANAGEMENT SYSTEM AND VIDEO						
	PROCESSING						
	ANNUAL HOT JAR FEE FOR CITY WEBSITE					612	
	ANNUAL HOT JOT SUBSCRIPTION FOR CITY						
	WEBSITE						
	SEARCH WP PLUG-IN					41	
	CITY E WEBSITE SITE SEARCH PLUGIN						
	CITY WEBSITE SCROLLING BAR					1,188	
	PURCHASED FOR COVID FOR QUIC LINK TO						
	COVID INFO						
40484006 Total:		38,141	28,829	55,805	47,776	44,396	(7)
PEG PROJECTS TOTAL:		361,859	130,032	159,247	146,422	144,200	<(100*)
Fund Revenue TOTAL:		77,618	78,019	79,850	73,211	72,100	
Fund Expense TOTAL:		284,241	52,013	79,397	73,211	72,100	
SURPLUS (DEFICIT):		(206,623)	26,006	453	0	0	

# CITY OF DECATUR 2021 BUDGET DETAIL

85	GRANT FUND	2018 Actual	2019 Actual	2020 Budget	2020 Projected	2021 Budget	% vs 2020P
<hr/>							
<b>850</b>	<b>GRANTS</b>						
<hr/>							
<b>8543850</b>	<b>GRANT FUND REVENUE</b>						
302106	FEDERAL GRANTS	0	0	0	601,500	2,498,500	>100*
	Local Cure Grant					2,498,500	
302107	STATE GRANTS OR OTHER	0	0	60,000	0	530,000	100*
	Single Family Loan Program					470,000	
	IDOT Bike Trail Grant 20-1439-17758					60,000	
308815	LOCAL CASH MATCH	0	0	15,000	15,000	0	<(100*)
8543850 Total:		0	0	75,000	616,500	3,028,500	>100*
<hr/>							
<b>85438502</b>	<b>MISC GRANTS - OPERATING EXP</b>						
423904	MISCELLANEOUS GRANT EXP	0	0	75,000	0	75,000	100*
	IDOT Bike Trail grant					60,000	
	Local Match					15,000	
85438502 Total:		0	0	75,000	0	75,000	<(100*)
<hr/>							
<b>GRANTS</b>		<b>TOTAL:</b>	0	0	150,000	616,500	3,103,500 >100*
<hr/>							
<b>856</b>	<b>COVID-19</b>						
<hr/>							
<b>85438562</b>	<b>COVID-19 OP EXP</b>						
423903	COVID DIRECT EXPENSE	0	0	0	616,500	2,483,500	>100*
85438562 Total:		0	0	0	616,500	2,483,500	>100*
<hr/>							
<b>COVID-19</b>		<b>TOTAL:</b>	0	0	0	616,500	2,483,500 >100*
<hr/>							
<b>857</b>	<b>IDHA 2020</b>						
<hr/>							
<b>85438572</b>	<b>IDHA 2020 OP EX</b>						
492700	REHAB PROGRAMS	0	0	0	0	470,000	100*
85438572 Total:		0	0	0	0	470,000	<(100*)
<hr/>							
<b>IDHA 2020</b>		<b>TOTAL:</b>	0	0	0	470,000	<(100*)
<hr/>							
<b>Fund Revenue TOTAL:</b>		0	0	75,000	616,500	3,028,500	
<b>Fund Expense TOTAL:</b>		0	0	75,000	616,500	3,028,500	
<b>SURPLUS (DEFICIT):</b>		0	0	0	0	0	





## Autonomous Funds

### Fund Summary

(Whole \$)

#### Fund Name and Number

2018 Actual	2019 Actual	2020 Budget	2020 Projection	2021 Budget
----------------	----------------	----------------	--------------------	----------------

#### 35 Decatur Public Library

Accounts for revenue designated to finance the City Public Library and to capture the expenditures of the Library operation.

Fund Revenue Total:	3,690,928	4,079,926	3,992,487	3,888,586	3,897,252
Fund Expense Total:	3,560,227	3,783,379	3,985,458	3,769,436	3,948,362
<b>Surplus / (Deficit)</b>	<b>130,701</b>	<b>296,547</b>	<b>7,029</b>	<b>119,150</b>	<b>(51,110)</b>
<i>Beginning Cash Balance</i>	\$ 934,615	\$ 1,063,511	\$ 1,362,863	\$ 1,362,863	\$ 1,482,013
<i>Balance Sheet Adjustments</i>	\$ (1,805)	\$ 2,805			
<b>Ending Cash Balance</b>	<b>\$ 1,063,511</b>	<b>\$ 1,362,863</b>	<b>\$ 1,369,892</b>	<b>\$ 1,482,013</b>	<b>\$ 1,430,903</b>

#### 58 Library Capital

Account for the financial resources used for capital investment in the Library building and for facility infrastructure repair and maintenance.

Fund Revenue Total:	718	199,612	250,150	2,200	252,200
Fund Expense Total:	-	-	250,000	-	250,000
<b>Surplus / (Deficit)</b>	<b>718</b>	<b>199,612</b>	<b>150</b>	<b>2,200</b>	<b>2,200</b>
<i>Beginning Cash Balance</i>	\$ 130,781	\$ 131,499	\$ 331,111	\$ 331,111	\$ 333,311
<i>Balance Sheet Adjustments</i>					
<b>Ending Cash Balance</b>	<b>\$ 131,499</b>	<b>\$ 331,111</b>	<b>\$ 331,261</b>	<b>\$ 333,311</b>	<b>\$ 335,511</b>

#### 59 City of Decatur Library Trust

Account for revenues received from third party sources for the specific purpose of benefit to the City of Decatur Public Library and account for the expenditure of such funds.

Fund Revenue Total:	15,109	8,002	33,000	2,618	30,565
Fund Expense Total:	35,500	32,600	77,000	28,721	108,000
<b>Surplus / (Deficit)</b>	<b>(20,392)</b>	<b>(24,597)</b>	<b>(44,000)</b>	<b>(26,103)</b>	<b>(77,435)</b>
<i>Beginning Cash Balance</i>	\$ 247,564	\$ 227,172	\$ 202,575	\$ 202,575	\$ 176,472
<i>Balance Sheet Adjustments</i>					
<b>Ending Cash Balance</b>	<b>\$ 227,172</b>	<b>\$ 202,575</b>	<b>\$ 158,575</b>	<b>\$ 176,472</b>	<b>\$ 99,037</b>



## Autonomous Funds

### Fund Summary

(Whole \$)

#### Fund Name and Number

2018 Actual	2019 Actual	2020 Budget	2020 Projection	2021 Budget
----------------	----------------	----------------	--------------------	----------------

#### 90 Fire Pension

This fiduciary fund is used to account for assets held by the City in a trustee capacity on behalf of the City of Decatur Firefighter Pension Fund. This fund accounts for activities as prescribed by the statutes of the State of Illinois.

Fund Revenue Total:	10,392,895	10,174,202	10,574,230	11,642,214	10,761,548
Fund Expense Total:	7,875,947	8,385,785	9,292,580	8,926,416	10,128,792
<b>Surplus / (Deficit)</b>	<b>2,516,948</b>	<b>1,788,418</b>	<b>1,281,650</b>	<b>2,715,798</b>	<b>632,756</b>
<i>Beginning Cash Balance</i>	<b>\$ 68,760,161</b>	<b>\$ 71,277,108</b>	<b>\$ 73,065,526</b>	<b>\$ 73,065,526</b>	<b>\$ 75,781,324</b>
<i>Balance Sheet Adjustments</i>					
<b>Ending Cash Balance</b>	<b>\$ 71,277,108</b>	<b>\$ 73,065,526</b>	<b>\$ 74,347,176</b>	<b>\$ 75,781,324</b>	<b>\$ 76,414,080</b>

#### 91 Police Pension

This fiduciary fund is used to account for assets held by the City in a trustee capacity on behalf of the City of Decatur Police Pension Fund. This fund accounts for activities as prescribed by the statutes of the State of Illinois.

Fund Revenue Total:	12,982,998	11,212,816	11,194,777	9,395,534	12,032,191
Fund Expense Total:	8,467,019	8,827,999	9,522,476	8,989,328	10,113,348
<b>Surplus / (Deficit)</b>	<b>4,515,979</b>	<b>2,384,817</b>	<b>1,672,301</b>	<b>406,206</b>	<b>1,918,843</b>
<i>Beginning Cash Balance</i>	<b>\$ 92,981,399</b>	<b>\$ 97,497,378</b>	<b>\$ 99,882,195</b>	<b>\$ 99,882,195</b>	<b>\$ 100,288,401</b>
<i>Balance Sheet Adjustments</i>					
<b>Ending Cash Balance</b>	<b>\$ 97,497,378</b>	<b>\$ 99,882,195</b>	<b>\$ 101,554,496</b>	<b>\$ 100,288,401</b>	<b>\$ 102,207,244</b>

# CITY OF DECATUR 2021 BUDGET DETAIL

35	LIBRARY FUND		2018 Actual	2019 Actual	2020 Budget	2020 Projected	2021 Budget	% vs 2020P
350 LIBRARY								
3559350 LIBRARY FUND								
301103	REAL ESTATE TAXES		2,732,082	3,021,532	2,842,000	2,842,000	2,842,000	
302104	STATE REPLACEMENT TAX		284,509	353,714	339,144	306,196	259,920	(15)
302106	FEDERAL GRANTS		26,800	14,900	0	0	0	
302107	STATE GRANTS OR OTHER		154,257	95,153	110,000	110,000	103,250	(6)
302124	OTHER LIBRARY GRANTS		0	4,367	75,000	13,169	75,000	>100*
303607	PAYMENT IN LIEU OF TAXES		418,090	511,095	565,293	565,293	563,832	0
305509	FINES AND FEES		17,456	3,968	3,400	4,904	5,000	2
305510	NON- RESIDENTIAL FEES		85	230	150	501	150	(70)
305511	LOST OR DAMAGED BOOKS		4,200	5,614	5,200	2,438	2,300	(6)
305514	COPIES AND MISCELLANEOUS		9,831	9,151	9,300	3,943	3,500	(11)
305515	MEETING ROOM FEES		5,365	7,917	7,500	2,880	4,500	56
306709	TRANS FM LIBR TRUST FUND		23,143	24,824	27,000	26,021	28,000	8
307101	INTEREST INCOME		2,315	8,804	6,000	4,000	2,600	(35)
307141	INVESTMENT INCOME		1,522	2,268	0	4,505	4,700	4
308846	LEASE OF LIBRARY PROPERTY		0	1,500	1,500	1,500	1,500	
308899	MISCELLANEOUS INCOME		11,273	14,889	1,000	1,236	1,000	(19)
3559350 Total:			3,690,928	4,079,926	3,992,487	3,888,586	3,897,252	0
LIBRARY TOTAL:			3,690,928	4,079,926	3,992,487	3,888,586	3,897,252	0
351 LIBRARY OPERATIONS								
35593511 DPL - PERSONNEL SERVICES								
409000	SALARIES		1,540,287	1,571,181	1,603,518	1,596,702	1,646,241	3
410100	OVERTIME		179	1,048	1,000	0	0	
410500	PENSION CONTRIBUTION		175,260	147,477	205,499	174,282	199,182	14
410700	FICA/MEDICARE		116,716	118,332	124,078	120,439	126,011	5
411100	LIFE INSURANCE		2,555	2,585	3,056	3,204	3,078	(4)
411200	MEDICAL INSURANCE		308,700	303,300	527,800	490,750	452,400	(8)
411500	SERVICE RECOGNITION		22,555	21,072	18,413	20,136	16,363	(19)
35593511 Total:			2,166,252	2,164,995	2,483,364	2,405,513	2,443,275	2
35593512 DPL - OPERATING EXPENSES								
411300	TO EMPL BENEFITS-UNEMPLOYMENT		1,980	2,652	1,344	1,344	1,332	(1)
420100	ADVERTISING		0	311	500	70	500	>100*
420200	PRINTING AND BINDING		2,389	533	300	0	300	100*
421000	SERVICE TO MAINT BUILDINGS		765	0	500	0	500	100*
421300	SERV-OFFICE EQUIPMENT		11,468	26,229	30,000	16,400	20,000	22
423000	GENERAL FUND IT SERVICES		43,356	38,364	39,000	39,000	40,116	3
423300	TELEPHONE		31,205	12,399	10,000	16,442	15,000	(9)
423901	BANKING SERVICE CHARGES		131	129	150	129	150	16
424000	TRAINING SCHOOL EXPENSES		1,330	539	0	0	0	

# CITY OF DECATUR 2021 BUDGET DETAIL

35	LIBRARY FUND		2018 Actual	2019 Actual	2020 Budget	2020 Projected	2021 Budget	% vs 2020P
351	LIBRARY OPERATIONS							
35593512	DPL - OPERATING EXPENSES							
424100	CONFERENCES & TRAVEL		17,870	10,080	15,000	9,284	15,000	62
424350	GENERAL FUND FIXED ALLOCATION		0	0	92,904	92,904	124,872	34
424500	POSTAGE		10,236	11,353	12,000	7,304	8,000	10
424700	COMPUTER SOFTWARE		9,993	38,826	35,000	44,907	40,000	(11)
425000	GENERAL FUND ADMIN FEE		103,464	97,584	0	0	0	
426500	MEDICAL EXPENSES		0	0	500	0	0	
427100	TEMP AGENCY SERVICES		0	0	500	0	500	100*
427200	TUITION REIMBURSEMENT		1,500	0	4,000	1,000	4,000	>100*
428000	PROFESSIONAL SERVICES		26,079	50,879	45,000	39,619	40,000	1
428400	MEMBERSHIP FEES		48,673	50,337	55,000	52,755	57,000	8
432000	MATERIALS - BUILDINGS		582	0	500	0	500	100*
433010	PNG GRANT EXPENSE		0	12,210	15,000	0	0	
433015	PER CAPITA GRANT EXPENSE		0	95,153	96,000	95,120	103,250	9
433020	OTHER LIBRARY GRANT EXPENSE		0	4,103	75,000	4,514	75,000	>100*
434500	OFFICE SUPPLIES		29,855	29,960	30,000	18,046	25,000	39
441504	GENERAL FUND PURCHASING		14,676	12,384	0	0	0	
442300	RISK MANAGEMENT INSURANCE		87,756	78,576	76,896	76,896	71,484	(7)
442900	TRANSFER TO CAPITAL FUND		0	197,800	0	0	0	
449900	SMALL CAPITAL ITEMS		25,411	23,957	45,000	26,838	30,000	12
455100	LEASE PAYMENT		0	0	0	575,000	584,583	2
455300	BUILDING LEASE PAYMENT		575,000	575,004	575,000	0	0	
35593512 Total:			1,043,719	1,369,362	1,255,094	1,117,572	1,257,087	12
35593515	DPL - OPERATING EXPENSES							
458000	BOOKS & PERIODICALS		350,258	249,022	245,000	245,000	245,000	
458100	LOST OR DAMAGED BOOKS		0	0	2,000	1,351	3,000	>100*
35593515 Total:			350,258	249,022	247,000	246,351	248,000	1
LIBRARY OPERATIONS		TOTAL:	3,560,229	3,783,379	3,985,458	3,769,436	3,948,362	5
Fund Revenue TOTAL:			3,690,928	4,079,926	3,992,487	3,888,586	3,897,252	
Fund Expense TOTAL:			3,560,229	3,783,379	3,985,458	3,769,436	3,948,362	
SURPLUS (DEFICIT):			130,699	296,547	7,029	119,150	(51,110)	

# CITY OF DECATUR 2021 BUDGET DETAIL

58	LIBRARY CAPITAL	2018 Actual	2019 Actual	2020 Budget	2020 Projected	2021 Budget	% vs 2020P
<hr/>							
580	LIBRARY CAPITAL						
5859580	LIBRARY CAPITAL REVENUES						
306709	TRANSFER FROM LIBRARY	0	197,800	0	0	0	
307101	INTEREST INCOME	368	1,337	150	800	800	
307141	INVESTMENT INCOME	350	475	0	1,400	1,400	
308826	DECATUR LIBRARY FOUNDATION	0	0	250,000	0	250,000	100*
	5859580 Total:	718	199,612	250,150	2,200	252,200	>100*
	LIBRARY CAPITAL TOTAL:	718	199,612	250,150	2,200	252,200	>100*
582	LIBRARY CAPITAL PROJECTS						
58595826	LIBRARY CAPITAL PROJECTS						
451500	OFFICE EQUIPMENT	0	0	250,000	0	250,000	100*
	58595826 Total:	0	0	250,000	0	250,000	<(100*)
	LIBRARY CAPITAL PROJECTS TOTAL:	0	0	250,000	0	250,000	<(100*)
	Fund Revenue TOTAL:	718	199,612	250,150	2,200	252,200	
	Fund Expense TOTAL:	0	0	250,000	0	250,000	
	SURPLUS (DEFICIT):	718	199,612	150	2,200	2,200	

# CITY OF DECATUR 2021 BUDGET DETAIL

59	LIBRARY TRUST FUNDS	2018 Actual	2019 Actual	2020 Budget	2020 Projected	2021 Budget	% vs 2020P
<b>590</b>	<b>DECATUR PUBLIC LIBRARY TRUSTS</b>						
<b>5959590</b>	<b>DPL TRUST FUND REVENUES</b>						
307103	INTEREST INC - CANTONI	162	557	800	165	165	
307104	INTEREST INC - MEYERS	429	1,250	1,900	325	325	
307142	INTEREST - DONATIONS	63	254	300	75	75	
308805	CONTRIBUTIONS	14,455	5,942	30,000	2,053	30,000	>100*
	5959590 Total:	<b>15,109</b>	<b>8,003</b>	<b>33,000</b>	<b>2,618</b>	<b>30,565</b>	<b>&gt;100*</b>
	<b>DECATUR PUBLIC LIBRARY TRUSTS TOTAL:</b>	<b>15,109</b>	<b>8,003</b>	<b>33,000</b>	<b>2,618</b>	<b>30,565</b>	<b>&gt;100*</b>
<b>591</b>	<b>DPL-CANTONI TRUST</b>						
<b>59595912</b>	<b>TRUST CANTONI EXPENSES</b>						
458000	BOOKS & PERIODICALS	430	0	0	0	0	
	59595912 Total:	<b>430</b>	<b>0</b>	<b>0</b>	<b>0</b>	<b>0</b>	<b>&lt;(100*)</b>
	<b>DPL-CANTONI TRUST TOTAL:</b>	<b>430</b>	<b>0</b>	<b>0</b>	<b>0</b>	<b>0</b>	<b>&lt;(100*)</b>
<b>592</b>	<b>DPL-MEYER TRUST</b>						
<b>59595922</b>	<b>TRUST MEYER EXPENSES</b>						
428000	PROFESSIONAL FEES	0	0	5,000	0	5,000	100*
431600	ARCHIVAL SUPPLIES	0	0	5,000	1,351	5,000	>100*
448600	TRANSFER TO LIBRARY FUND	23,143	24,824	27,000	26,000	28,000	8
449900	SMALL CAPITAL ITEMS	5,632	987	5,000	1	5,000	>100*
458000	BOOK AND PERIODICALS	550	1,534	5,000	50	5,000	>100*
	59595922 Total:	<b>29,325</b>	<b>27,345</b>	<b>47,000</b>	<b>27,402</b>	<b>48,000</b>	<b>75</b>
	<b>DPL-MEYER TRUST TOTAL:</b>	<b>29,325</b>	<b>27,345</b>	<b>47,000</b>	<b>27,402</b>	<b>48,000</b>	<b>75</b>
<b>594</b>	<b>DPL-MEMORIALS</b>						
<b>59595942</b>	<b>TRUST MEMORIAL EXPENSES</b>						
408899	MISC EXPENSE	186	0	0	0	0	
458000	BOOKS & PERIODICALS	5,559	5,255	30,000	1,319	60,000	>100*
	59595942 Total:	<b>5,745</b>	<b>5,255</b>	<b>30,000</b>	<b>1,319</b>	<b>60,000</b>	<b>&gt;100*</b>
	<b>DPL-MEMORIALS TOTAL:</b>	<b>5,745</b>	<b>5,255</b>	<b>30,000</b>	<b>1,319</b>	<b>60,000</b>	<b>&gt;100*</b>
	<b>Fund Revenue TOTAL:</b>	<b>15,109</b>	<b>8,003</b>	<b>33,000</b>	<b>2,618</b>	<b>30,565</b>	
	<b>Fund Expense TOTAL:</b>	<b>35,500</b>	<b>32,600</b>	<b>77,000</b>	<b>28,721</b>	<b>108,000</b>	
	<b>SURPLUS (DEFICIT):</b>	<b>(20,391)</b>	<b>(24,597)</b>	<b>(44,000)</b>	<b>(26,103)</b>	<b>(77,435)</b>	

# CITY OF DECATUR 2021 BUDGET DETAIL

90	FIRE PENSION FUND		2018 Actual	2019 Actual	2020 Budget	2020 Projected	2021 Budget	% vs 2020P
900	FIRE PENSION							
9047900	FIRE PENSION FUND REVENUES							
306600	PAYROLL DEDUCTIONS		866,492	884,903	947,793	826,885	960,000	16
306702	GENERAL FUND PENSION CONTR		5,611,626	5,632,583	5,973,337	5,973,337	6,141,548	3
	Property tax						5,150,000	
	PILOT						991,548	
307101	INTEREST INCOME		694,034	182,339	0	4,165	0	<(100*)
307136	STOCK INCOME		953,291	1,137,740	0	1,575,125	0	<(100*)
307141	INVESTMENT INCOME		0	530,505	3,653,100	1,233,961	3,660,000	>100*
307301	INVESTMENT TRADES		2,228,176	1,803,678	0	2,028,515	0	<(100*)
308899	MISCELLANEOUS INCOME		39,276	2,455	0	226	0	<(100*)
9047900 Total:			10,392,895	10,174,203	10,574,230	11,642,214	10,761,548	(8)
90479002	FIRE PENSION- OP EXPENSES							
408899	MISC EXPENSE		0	352	0	0	0	
423801	ACCOUNTING SERVICES EXTERNAL		28,425	25,776	36,000	36,000	36,400	1
424100	CONFERENCES & TRAVEL		1,349	525	1,500	0	1,500	100*
424350	GENERAL FUND FIXED ALLOCATION		0	0	25,380	25,380	25,692	1
424500	POSTAGE		863	1,019	900	1,105	1,200	9
424600	LEGAL SERVICES		5,999	1,600	6,000	1,600	6,000	>100*
425000	GENERAL FUND ADMIN FEE		24,492	24,192	0	0	0	
425300	RECORDING FEES		8,000	8,000	8,000	8,000	8,000	
425400	FISCAL AGENT FEES		154,810	170,253	192,000	182,000	192,000	5
426600	PHYSICAL EXAM FEES		1,800	0	6,000	1,200	1,200	
443500	PENSION PAYMENTS		7,631,504	8,140,695	9,012,000	8,666,331	9,852,000	14
447000	REFUND OF PENSIONS		13,905	8,572	0	0	0	
447600	SECRETARY EXPENSES		4,800	4,800	4,800	4,800	4,800	
90479002 Total:			7,875,947	8,385,784	9,292,580	8,926,416	10,128,792	13
FIRE PENSION		TOTAL:	18,268,842	18,559,987	19,866,810	20,568,630	20,890,340	(77)
Fund Revenue TOTAL:			10,392,895	10,174,203	10,574,230	11,642,214	10,761,548	
Fund Expense TOTAL:			7,875,947	8,385,784	9,292,580	8,926,416	10,128,792	
SURPLUS (DEFICIT):			2,516,948	1,788,419	1,281,650	2,715,798	632,756	

# CITY OF DECATUR 2021 BUDGET DETAIL

91	POLICE PENSION FUND		2018 Actual	2019 Actual	2020 Budget	2020 Projected	2021 Budget	% vs 2020P
910 POLICE PENSION								
9146910 POLICE PENSION FUND REVENUES								
306600	PAYROLL DEDUCTIONS		1,364,975	1,271,107	1,430,905	1,218,285	1,454,483	19
306702	GENERAL FUND PENSION CONTR		4,713,752	4,990,829	4,797,872	4,797,872	5,577,708	16
	Property tax						4,800,000	
	PILOT						777,708	
307101	INTEREST INCOME		1,191,474	314,616	0	3,486	0	<(100*)
307135	OTHER INCOME - BOND FUND		110	517	0	146,950	0	<(100*)
307136	STOCK INCOME		1,198,396	1,306,010	0	1,007,425	0	<(100*)
307141	INVESTMENT INCOME		0	899,244	4,966,000	1,173,201	5,000,000	>100*
307301	INVESTMENT TRADES		4,514,266	2,430,394	0	1,048,315	0	<(100*)
308899	MISCELLANEOUS INCOME		25	100	0	0	0	
9146910 Total:			12,982,998	11,212,817	11,194,777	9,395,534	12,032,191	28
91469102 POLICE PENSION- OP EXP								
408899	MISC EXPENSE		(169)	527	0	910	0	(100*)
423801	ACCOUNTING SERVICES EXTERNAL		24,827	23,526	36,000	36,000	36,400	1
424100	CONFERENCES & TRAVEL		1,838	1,211	2,400	0	2,400	100*
424350	GENERAL FUND FIXED ALLOCATION		0	0	28,476	28,476	28,548	0
424500	POSTAGE		1,020	1,087	1,200	1,229	1,200	(2)
424600	LEGAL SERVICES		59,201	21,168	60,000	15,531	60,000	>100*
425000	GENERAL FUND ADMIN FEE		26,940	27,168	0	0	0	
425300	RECORDING FEES		8,000	8,000	8,000	8,000	8,000	
425400	FISCAL AGENT FEES		258,346	267,079	288,000	282,624	300,000	6
426600	PHYSICAL EXAM FEES		8,659	5,030	6,000	0	6,000	100*
428400	MEMBERSHIP FEES		795	795	800	795	800	1
442301	FIDUCIARY INSURANCE		9,547	11,504	12,000	11,395	12,000	5
443500	PENSION PAYMENTS		7,912,438	8,237,122	8,973,600	8,585,827	9,552,000	11
447000	REFUND OF PENSIONS		149,578	217,782	100,000	12,541	100,000	>100*
447600	SECRETARY EXPENSES		6,000	6,000	6,000	6,000	6,000	
91469102 Total:			8,467,020	8,827,999	9,522,476	8,989,328	10,113,348	13
POLICE PENSION TOTAL:			21,450,018	20,040,816	20,717,253	18,384,862	22,145,539	>100*
Fund Revenue TOTAL:			12,982,998	11,212,817	11,194,777	9,395,534	12,032,191	
Fund Expense TOTAL:			8,467,020	8,827,999	9,522,476	8,989,328	10,113,348	
SURPLUS (DEFICIT):			4,515,978	2,384,818	1,672,301	406,206	1,918,843	