

2-Pager ————— on PageTracker

Setting up the PageTracker function

» ACTIVATING PAGETRACKER

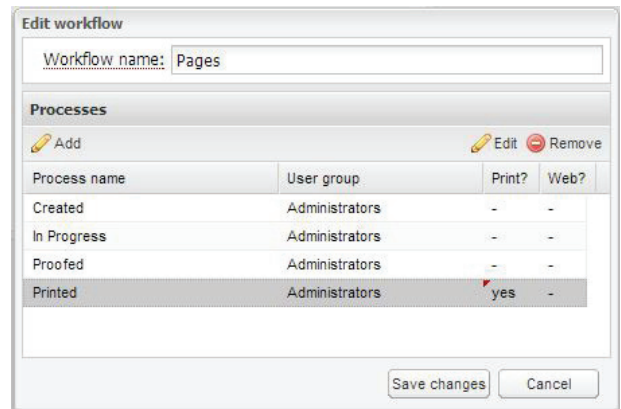
Two things are needed to enable PageTracker:

Step 1

The PageTracker function is available as soon as the appliances at the site are upgraded to OS 2.1 with BLOX Total CMS 1.12.6+.

Step 2

PageTracker is activated once there is a workflow named “Pages” and the Pages workflow must have at least two workflow processes.



» CREATING PAGETRACKER EDITIONS

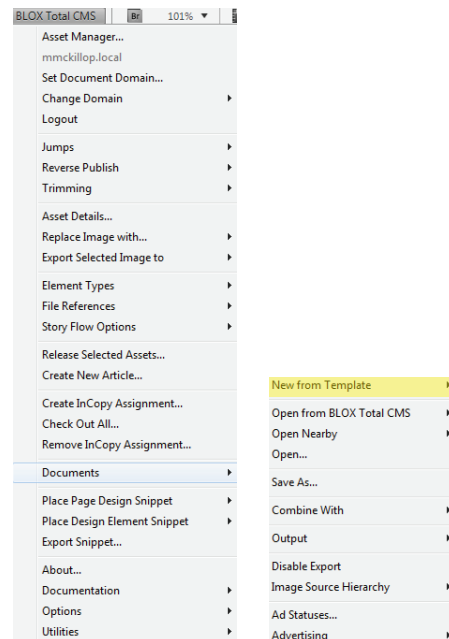
There are two ways to create editions for PageTracker:

Option 1

The most efficient method of creating an edition is to use our advertising support (Layout 8000, Brainworks, APT, ALS, AdForce, Miles 33). When the advertising function creates publications, the editions and all the pages will be created automatically.

Option 2

Make a page by selecting the BLOX Total CMS menu in Adobe InDesign, choosing Documents and clicking New From Template. This will create the page and the edition automatically.



» UPDATING JPEG PREVIEWS

Any document save will create an updated preview document. The dimensions of the previews will affect the saving time of the page.

2-Pager — on PageTracker

» PDF PREVIEWS OR E-EDITION PDFs

e-Edition

The e-Edition PDF isn't yet supported. Coding is progressing.

PDF Preview

To get a PDF Preview you need add a method to the OutputPreferences.XML file. This would typically be a method that is the result of a <nextMethod> call.

The key to that method is the outputType of "pageTracker". Also important is the Pages workflow process that you wish to set the page to. In this case it was set to "Proof" and that assumes that your Pages workflow has the Proof process.

OUTPUT SAMPLE

```
<method>
  <menuName>Page Tracker PDF</menuName>
  <outputType>pageTracker</outputType>
  <preset>[Smallest File Size]</preset>

  <assignPageWorkflow>
    <workflow>Pages</workflow>
    <process>Proof</process>
  </assignPageWorkflow>
</method>
```

» WAYS TO CHANGE THE PAGE WORKFLOWS

There are several ways to change the workflow of a page.

Option 1

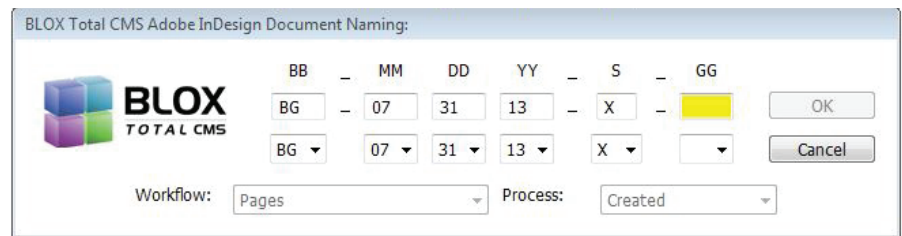
When you create a new publication it should pick the first process in the Pages workflow.

Option 2

When creating a page by clicking the BLOX Total CMS menu, selecting Documents and choosing New From Template, you will see a dialog box in which the initial status can be set.

Option 3

Click the BLOX Total CMS menu, select Documents and choose Set Page Workflow.

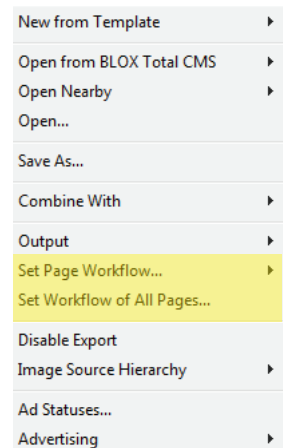


Option 4

Click the BLOX Total CMS menu, select Documents and choose Set Workflow of all Pages.

Option 5

The workflow process of a page can be driven by Output functions.



» AD STATUSES

The Ad Statuses function will warn PageTracker when the page has ad problems.

If you can force Ad Statuses to open, the page will be flagged in PageTracker.