

1-Pager — on Setting up Jumps

The BLOX Total CMS jump feature will not work until a Turnline, Jump Headline and Continued From... line have been created. Once you add the appropriate paragraph and object styles, and then export the three

jump elements, automated jumps will occur when you click the overflow box of a story. Jumps must be set up by a template master because you must be in Development Mode to do it.

Step 1

Create paragraph styles for the Turnline, the Jump Headline and the Continued From elements.

Step 2

Create an object style for each frame of the elements and make sure you apply the paragraph style from within the object style

Step 3

Create a properly named BLOX Total CMS document.

Step 4

Create a properly formatted Turnline, Jump Headline and continued from line. Make sure you apply the correct object style to each element.

Step 5

Enter Development Mode.

Step 6

Select the Turnline you created, click the BLOX Total CMS menu, select Development Mode, click Jumps and select Export Turnline.

Step 7

Select the Jump Headline you created, click the BLOX Total CMS menu, select Development Mode, click Jumps and select Export Head.

Step 8

Select the Continued From element you created, click the BLOX Total CMS menu, select Development Mode, click Jumps and select Export Continued From.

Creating the three elements

Use the following code as the placeholder for:

KEYWORD: <&keyword>

JUMP HEADLINE: <&jumphead>

PRIOR PAGE NUMBER: <&p>

NEXT PAGE NUMBER: <&n>

SECTION MARKER: <&s> (if section letter is not part of the page)

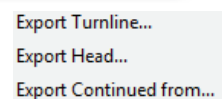
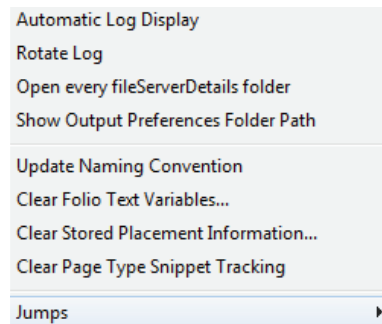
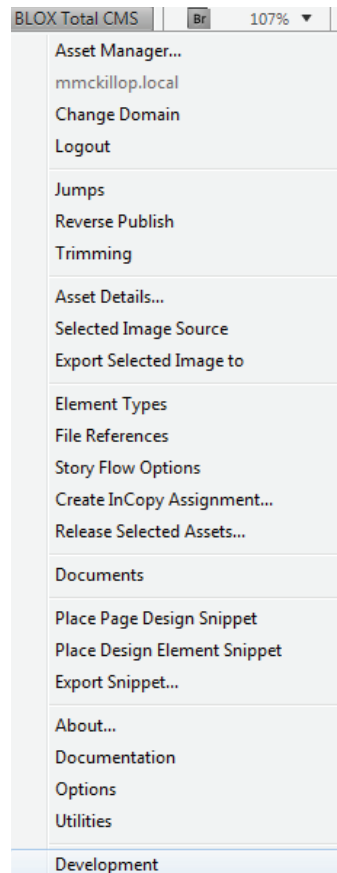
TURNLINE EXAMPLE: See <&keyword> Page <&n>

CONTINUED FROM EXAMPLE: continued from Page <&p>

JUMP HEADLINE EXAMPLE: <&keyword>:<&jumphead> (Complete headline)

PARAGRAPH BREAK: <&r>

SOFT RETURN/LINE BREAK: <&br>



LEGEND

Turnline: The jumpline at the bottom of the story before it jumps to another page. The turnline includes a keyword and the page number where the rest of the story has been placed.

Jump Head: Headline over the jumped portion of a story.

Continued from: The “continued from” line at the top of the jumped portion of the story.

Keyword: One word that describes the jumped portion of the story. A keyword is used in the turnline and in the jump head.