



**Helena H S**  
 1325 Poplar Street  
 Helena, MT 59601-5763

**Grades Served:** 9 - 1  
**Student Enrollment:** 2,51  
**Per Pupil Expenditures:** \$13,144.8  
**Total ESSER I, II, and III Allocations:** \$5,375,65

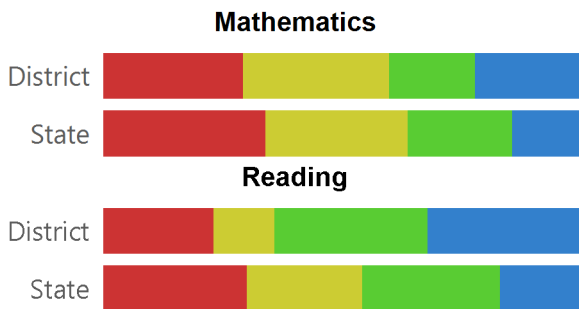
**Montana Accountability System**

As required under the Every Student Succeeds Act (ESSA), Montana developed an accountability system to meaningfully differentiate schools by the support needed.

Schools are identified as one of the following:

- Comprehensive Support & Improvement (CSI) Schools
- Targeted Support & Improvement (TSI) Schools
- Additional Targeted Support & Improvement (ATSI) Schools
- Universal Support Schools

[Click here for more detail about Accountability](#)



|          | Novice | Nearing Proficient | Proficient |
|----------|--------|--------------------|------------|
| District | 29%    | 31%                | 18%        |
| State    | 34%    | 30%                | 22%        |

|          | Novice | Nearing Proficient | Proficient |
|----------|--------|--------------------|------------|
| District | 23%    | 13%                | 32%        |
| State    | 30%    | 24%                | 29%        |

**Due to rounding, percentages on each page may not add up to 100%.  
 An asterisk ( \* ) indicates this number has been suppressed for student privacy and security reasons (Privacy and Security Details).**

# 2022-23 District Report Card

2  
4  
:1  
:8

## Schools Within District

Click below for detailed information about each school

- [Capital High School](#)
- [Helena High School](#)

---

**Due to rounding, percentages on each page may not add up to 100%.  
An asterisk ( \* ) indicates this number has been suppressed for student privacy and security reasons ([Privacy & Security Details](#)) or the data was either not available or could not be reported. For more information about why data may not be available or reported, visit the [Report Card Information page](#).**

[Report Card Definitions & Methodology](#)

---

## Student Achievement Scores

Advanced

|     |
|-----|
| 23% |
| 15% |

Advanced

|     |
|-----|
| 32% |
| 17% |

---

**Due to rounding, percentages on each page may not add up to 100%.  
An asterisk ( \* ) indicates this number has been suppressed for student privacy and security reasons ([Privacy and Security Details](#)).**

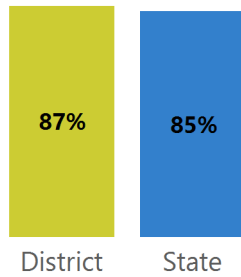
### Science



|          | Novice | Nearing Proficient | Proficient |
|----------|--------|--------------------|------------|
| District | 26%    | 37%                | 26%        |
| State    | 26%    | 37%                | 25%        |

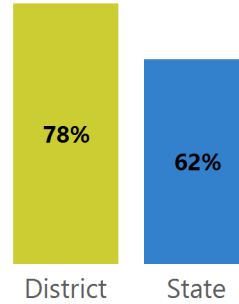
[Click here for more detail about Student Achievement](#)

% of students graduating high school in four years



[Click for more information](#)

% of students who are college or career ready



[Click for more information](#)

### English Learners

|                        |              |
|------------------------|--------------|
| # English Learners     | <b>13</b>    |
| # Assessed             | <b>10</b>    |
| # Achieved Proficiency | <b>0</b>     |
| # Progress Eligible    | <b>2,036</b> |
| % Achieved Proficiency | <b>0 %</b>   |
|                        | <b>0 %</b>   |

% of students with at least 95% attendance for the entire school year

[Click for more information on Attendance](#)

**Due to rounding, percentages on each page may not add up to 100%.**

**An asterisk ( \* ) indicates this number has been suppressed for student privacy and security reasons ([Privacy and Security Details](#)).**

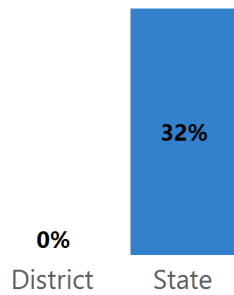
Advanced

|     |
|-----|
| 11% |
| 12% |

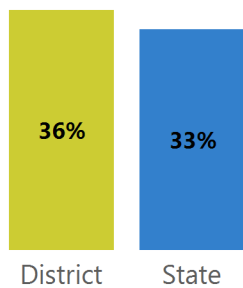
Novice   Nearing Proficient   Proficient   Advanced

## Student Achievement Progress Scores

% of English Learners showing progress toward English proficiency



## School Attendance



Due to rounding, percentages on each page may not add up to 100%.  
An asterisk ( \* ) indicates this number has been suppressed for student privacy and security reasons ([Privacy and Security Details](#)).

% Students Showing  
Progress on the EL  
Assessment

---

**Due to rounding, percentages on each page may not add up to 100%.  
An asterisk ( \* ) indicates this number has been suppressed for student privacy and security  
reasons ([Privacy and Security Details](#)).**

---

## Educator Qualifications

[Click here for details on Educator Qualifications \(inexperienced educators, emergency provisional licenses, educators working out of field\)](#)

---

## School Quality, Climate, and Safety

Source: Civil Rights Data Collection [as published by the US Department of Education Office of Civil Rights.](#)

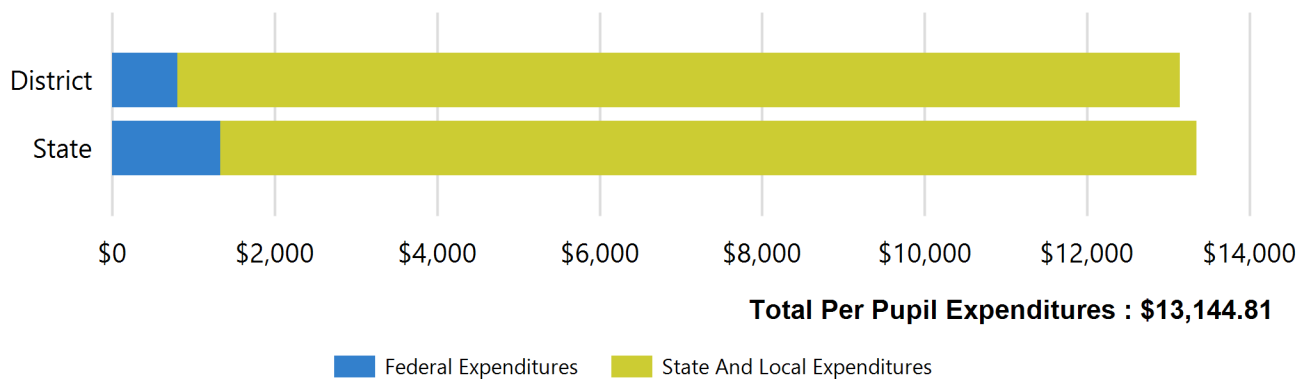
An asterisk ( \* ) indicates this number has been suppressed for student privacy and security reasons ([Privacy & Security Details](#)).

[Click here for details on Montana Civil Rights Data Collection](#)

---

## School Finance

### Per Pupil Expenditures for Helena H S



[Click here for more details on Per Pupil Expenditures](#)

---

## ESSER I, II, and III Allocations

Total Allocations **\$5,375,658**

For more information about ESSER Finance data, view the dashboard on the [OPI GEMS website](#).

---

Due to rounding, percentages on each page may not add up to 100%.

An asterisk ( \* ) indicates this number has been suppressed for student privacy and security reasons ([Privacy and Security Details](#)).