



**Helena Elem**  
 1325 Poplar Street  
 Helena, MT 59601-5763

**Grades Served:** K -  
**Student Enrollment:** 5,22  
**Per Pupil Expenditures:** \$13,106.4  
**Total ESSER I, II, and III Allocations:** \$13,039,97

### Montana Accountability System

As required under the Every Student Succeeds Act (ESSA), Montana developed an accountability system to meaningfully differentiate schools by the support needed.

Schools are identified as one of the following:

- Comprehensive Support & Improvement (CSI) Schools
- Targeted Support & Improvement (TSI) Schools
- Additional Targeted Support & Improvement (ATSI) Schools
- Universal Support Schools

[Click here for more detail about Accountability](#)

#### Mathematics



	Novice	Nearing Proficient	Proficient
District	30%	29%	24%
State	34%	30%	22%

	Novice	Nearing Proficient	Proficient
District	25%	23%	32%
State	30%	24%	29%

**Due to rounding, percentages on each page may not add up to 100%.  
 An asterisk ( \* ) indicates this number has been suppressed for student privacy and security reasons ([Privacy and Security Details](#)).**

# 2022-23 District Report Card

8  
:5  
.2  
8

## Schools Within District

Click below for detailed information about each school

- [Broadwater School](#)
- [Bryant School](#)
- [C R Anderson Middle Schl](#)
- [Central School](#)
- [Four Georgians School](#)
- [Hawthorne School](#)
- [Helena Middle School](#)
- [Jefferson School](#)
- [Jim Darcy School](#)
- [Kessler Elementary School](#)
- [Rossiter School](#)
- [Smith School](#)
- [Warren School](#)

**Due to rounding, percentages on each page may not add up to 100%.**

**An asterisk ( \* ) indicates this number has been suppressed for student privacy and security reasons ([Privacy & Security Details](#)) or the data was either not available or could not be reported. For more information about why data may not be available or reported, visit the [Report Card Information page](#).**

[Report Card Definitions & Methodology](#)

## Student Achievement Scores

Advanced

17%
15%

Advanced

20%
17%

**Due to rounding, percentages on each page may not add up to 100%.**

**An asterisk ( \* ) indicates this number has been suppressed for student privacy and security reasons ([Privacy and Security Details](#)).**

### Reading



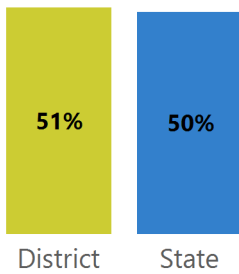
### Science



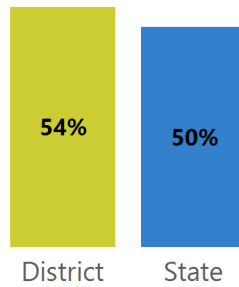
	Novice	Nearing Proficient	Proficient
District	16%	32%	29%
State	26%	37%	25%

[Click here for more detail about Student Achievement](#)

% of students showing progress in Reading



% of students showing progress in Mathematics



### English Learners

# English Learners	<b>25</b>
# Assessed	<b>11</b>
# Achieved Proficiency	<b>0</b>
# Progress Eligible	*
% Achieved Proficiency	<b>0 %</b>
% Students Showing Progress on the EL Assessment	*

% of students with at least 95% attendance for the entire school year

[Click for more information on Attendance](#)

**Due to rounding, percentages on each page may not add up to 100%.  
An asterisk ( \* ) indicates this number has been suppressed for student privacy and security reasons ([Privacy and Security Details](#)).**

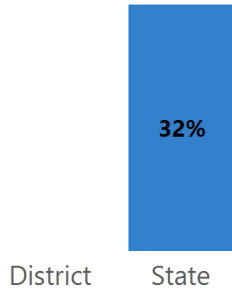
Advanced

22%
12%

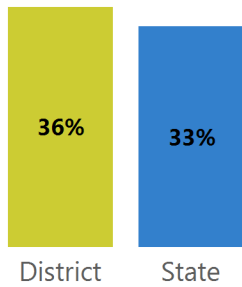
Novice   Nearing Proficient   Proficient   Advanced

### Student Achievement Progress Scores

% of English Learners showing progress toward English proficiency



### School Attendance



### Educator Qualifications

[Click here for details on Educator Qualifications \(inexperienced educators, emergency provisional licenses, educators working out of field\)](#)

**Due to rounding, percentages on each page may not add up to 100%.  
An asterisk ( \* ) indicates this number has been suppressed for student privacy and security reasons ([Privacy and Security Details](#)).**

---

**Due to rounding, percentages on each page may not add up to 100%.  
An asterisk ( \* ) indicates this number has been suppressed for student privacy and security reasons ([Privacy and Security Details](#)).**

## School Quality, Climate, and Safety

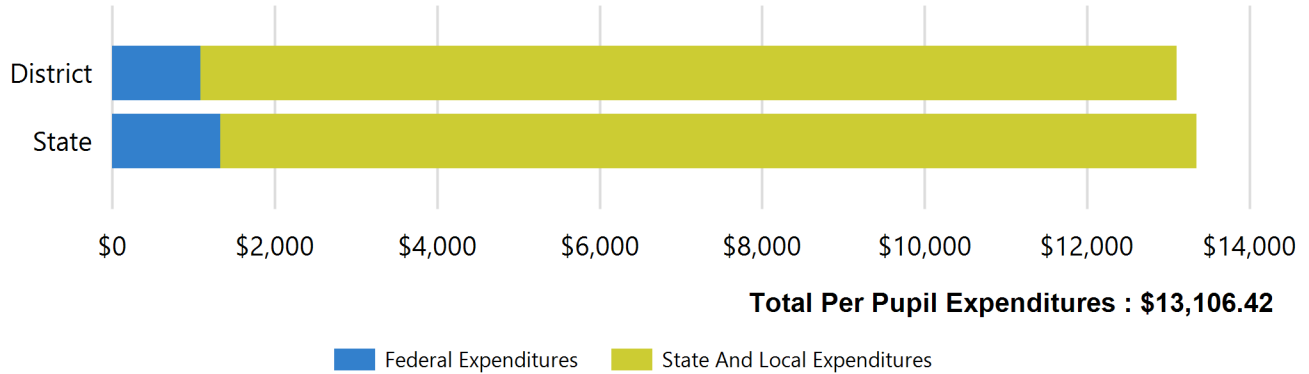
Source: Civil Rights Data Collection as published by the US Department of Education Office of Civil Rights.

An asterisk ( \* ) indicates this number has been suppressed for student privacy and security reasons (Privacy & Security Details).

[Click here for details on Montana Civil Rights Data Collection](#)

## School Finance

### Per Pupil Expenditures for Helena Elem



[Click here for more details on Per Pupil Expenditures](#)

## ESSER I, II, and III Allocations

Total Allocations **\$13,039,978**

For more information about ESSER Finance data, view the dashboard on the [OPI GEMS website](#).

Due to rounding, percentages on each page may not add up to 100%.

An asterisk ( \* ) indicates this number has been suppressed for student privacy and security reasons (Privacy and Security Details).