

Point-in-Time Count Overview

January 22, 2025

1140
Total People

604
Sheltered
588
Emergency Shelter
16
Transitional Housing

536
Unsheltered
266
Out of Doors
246
Vehicle
20
Abandoned Building
4
Jail or Care Facility
Fewer than 90 Days
(homeless prior to entry)

446
Adults with a
Serious Mental Illness
68
Unaccompanied or Parenting
Youth and Young Adults

41
Veterans
438
Adults with a
Substance Use Disorder

76
Adult Survivors
of Domestic Violence
538
Chronically
Homeless

these 1140 individuals
were in 890 households:

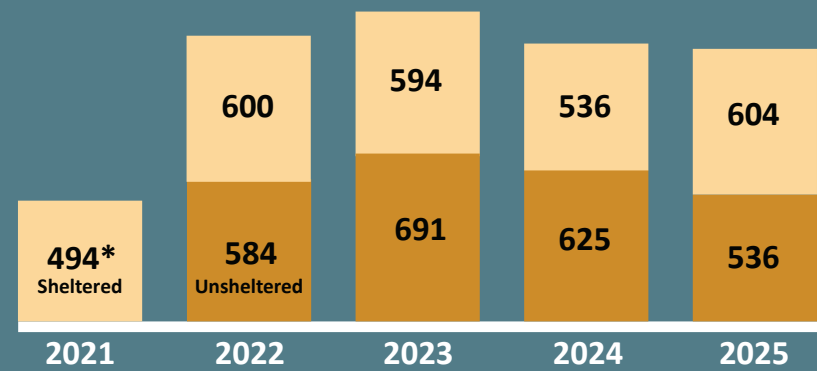
88
Households with
Adults and Children

17
Households with
only Children

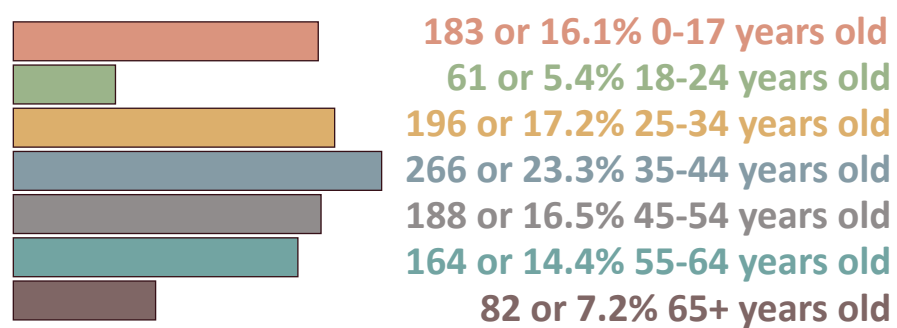
785
Households with
only Adults

Snohomish County Point-in-Time History

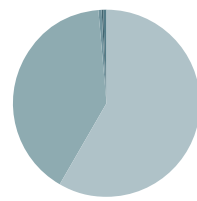
*In 2021, the county was granted
an exception from conducting the
Unsheltered count due to COVID-19
safety concerns.



these 1140 individuals were:



665 or 58.3% Man (Boy if child)
462 or 40.5% Woman (Gifl if child)
4 or 0.4% Transgender
3 or 0.3% Non-binary
4 or 0.4% Multiple Gender
2 or 0.2% Questioning



681 or 59.7% White
110 or 9.6% Black, African American, or African
24 or 2.1% Asian or Asian American
44 or 3.9% American Indian, Alaska Native, or Indigenous
77 or 6.8% Native Hawaiian or Pacific Islander
94 or 8.2% Multiple Races
103 or 9.0% Hispanic/Latina/e/o only
7 or 0.6% Middle Eastern or North African



2025 Unsheltered Population		Where was your last permanent residence?													Total
		North County	Marysville / Tulalip	Everett	Granite Falls	Highway 2 Corridor	Lake Stevens	Snohomish	Lynnwood	Edmonds	Under 10 Responses	Balance of State	Other US State / Other Country	Unknown / Unreported	
Where did you sleep last night?	North County	13	6	4							1	5			29
	Marysville		12	6								1			19
	Tulalip		11		1							2		2	16
	Everett	5	14	189	4	4	6	5	7	3	17	45	9	16	324
	Granite Falls	2		1	6		1								10
	Highway 2 Corr.		1	2		23		4			1	4	4		39
	Lynnwood	1	2	15			1		21	4	6	6	3		59
	Edmonds	1		2					6	3	1	2		1	16
	Under 10 Resp.			5	1	1	2	6	2		2	2	3		24
Total		22	46	224	12	28	10	15	36	10	28	67	19	19	536

To avoid the possibility of identification, areas with fewer than 10 responses have been grouped together. Where not identified separately, "North County" may include Arlington, Darrington Smokey Point, and Stanwood; "Highway 2 Corridor" may include Gold Bar, Index, Monroe, and Sultan; and "Under 10 Responses" may include Bothell, Brier, Lake Stevens, Maltby, Mill Creek, Mountlake Terrace, Mukilteo, Silver Firs, Snohomish, and Woodway.