











ID Number	ID Photo	Signalment	Individual Scene Findings	Pertinent Exam Findings	Diagnostics	Treatments
2038-1A-073		Adult, male, white Samoyed-type dog	Co-housed with indoor/outdoor access on dirt. A wooden standing structure with a metal roof and a dog door is present within the enclosure. No flaps are on the dog door, dirt flooring within the structure. There was access to a scant amount of frozen water and no food was present.	This dog is lean at a body condition score of 4/9 on the Purina scale. Grade 2/4 dental disease with an uncomplicated fracture of upper left incisor and mild to moderate tartar. Matted fur behind ears, on neck, tail, caudal thighs. Large dangling mats with debris from caudal front legs. Dirty hair coat and overgrown nails.	PCV/TS- 46%/7.7, 4DX-Negative and Fecal pending.	Vaccinated (Rabies, DAPP, Bordetella), dewormed, started on flea/tick preventative and heartworm preventative. Groom and nail trim. Recommend dental consultation due to fracture.
2038-1B-321		Adult, male, white Samoyed-type dog	Co-housed indoor/outdoor with rubber flaps allowing access to indoor/outdoor run. The run facing the house has concrete flooring with metal fencing and a metal roof. The outdoor run away from the house has dirt flooring and metal fencing. Access to wooden building with dirt flooring, metal roof, and wooden walls. Strong odor of ammonia within indoor building. Access to frozen water and no food.	This dog is thin at a body condition score of 3/9 on the Purina scale. Grade 3/4 dental disease with moderate tartar, wear to lower incisors and attrition of lower left canine tooth. Both ears have mild brown debris. Flea dirt present (flea feces), no live fleas observed. Severe matting of fur with debris on body and legs. Fur matting behind ears and on tail. Large mat under black nylon collar. Dried fecal material around anus (perianal area). Overgrown nails.	PCV/TS- 41%/7.9, 4DX-negative, Ear cytology-negative, Chemistry globulin 4.0 g/dL (1.6-3.6 g/dL), CBC: eosinophils 2,340 /uL (0-1200 uL). Fecal pending.	Vaccinated (Rabies, DAPP, Bordetella), dewormed, started on flea/tick preventative and heartworm preventative. Groom and nail trim. Nutritional management. Ear treatment based on diagnostic results. Recommend dental consultation and cleaning



Plaintiff's Exhibit 9


<p>2038-1B-322</p>		<p>Adult, female, white Samoyed-type dog</p>	<p>Co-housed indoor/outdoor with rubber flaps allowing access to indoor/outdoor run. The run facing the house has concrete flooring with metal fencing and a metal roof. The outdoor run away from the house has dirt flooring and metal fencing. Access to wooden building with dirt flooring, metal roof, and wooden walls. Strong odor of ammonia within indoor building. Access to frozen water and no food.</p>	<p>This dog is thin at a body condition score of 3/9 on the Purina scale. Grade 3/4 dental disease with heavy tartar and wear to distal surfaces of upper canine teeth. Prominent mammary glands and evidence of previous litters. Dirty hair coat. Small mats behind ears and on tail. Overgrown nails.</p>	<p>PCV/TS- 41%/ 7.7, 4DX- negative, Witness pregnancy test- positive, Chemistry: Globulin 4.0 g/dL (1.6-3.6 g/dL). CBC: Platelets 546 x10³ /uL (170-400 uL), Eosinophils 1,974 /uL (0-1,200 /uL)and Fecal pending.</p>	<p>Vaccinated (Rabies, DAPP, Bordetella), dewormed, started on flea/tick preventative and heartworm preventative. Nail trim and groom. Nutritional management and monitor weight monthly. Recommend dental cleaning.</p>
<p>2038-1B-323</p>		<p>Adult, female, white Samoyed-type dog</p>	<p>Co-housed indoor/outdoor with rubber flaps allowing access to indoor/outdoor run. The run facing the house has concrete flooring with metal fencing and a metal roof. The outdoor run away from the house has dirt flooring and metal fencing. Access to wooden building with dirt flooring, metal roof, and wooden walls. Strong odor of ammonia within indoor building. Access to frozen water and no food.</p>	<p>This dog is lean at a body condition score of 4/9 on the Purina scale. Grade 2/4 dental disease with moderate calculus accumulation. Around both eyes is stained fur consistent with epiphora. In both ears, there is mild amount of waxy debris. Development of mammary chain and evidence of previous litters. Irregularly shaped ("V to L") area of alopecia on left dorsal lateral lumbar region measuring approximately 13x15cm in diameter, no dermatitis present - consistent with a previous wound. Dirty hair coat, mild amount of soft feces on anus, minimal fur matting and moderately overgrown nails.</p>	<p>PCV/TS- 41%/ 8.1. 4DX- negative. Witness pregnancy test- negative. Fecal - negative.</p>	<p>Vaccinated (Rabies, DAPP, Bordetella), dewormed, started on flea/tick preventative and heartworm preventative. Recommend ophthalmic consult. Reevaluate need for dental prophylaxis in 3-6 months. Recommend bath, brush out and nail trim.</p>

<p>2038-1B-324</p>		<p>Adult, female, white Samoyed-type dog</p>	<p>Co-housed indoor/outdoor with rubber flaps allowing access to indoor/outdoor run. The run facing the house has concrete flooring with metal fencing and a metal roof. The outdoor run away from the house has dirt flooring and metal fencing. Access to wooden building with dirt flooring, metal roof, and wooden walls. Strong odor of ammonia within indoor building. Access to scant frozen water and no food.</p>	<p>This dog is thin at a body condition score of 3/9 on the Purina Scale. Grade 1/4 dental disease with worn teeth. Mild grade 1-2 heart murmur. Dirty skin along the underside of body, hair coat has minimal matting. Developed mammary glands suggestive of previous litters.</p>	<p>PCV/TS- 41%/ 7.2, 4DX- negative, Witness pregnancy test-negative, CBC/Chem - pending. Fecal negative</p>	<p>Vaccinated (Rabies, DAPP, Bordetella), dewormed, started on flea/tick preventative and heartworm preventative. Repeat cardiac auscultation within a week to reassess murmur.</p>
<p>2038-1B-325</p>		<p>Adult, male, white Samoyed-type dog</p>	<p>Co-housed indoor/outdoor with rubber flaps allowing access to indoor/outdoor run. The run facing the house has concrete flooring with metal fencing and a metal roof. The outdoor run away from the house has dirt flooring and metal fencing. Access to wooden building with dirt flooring, metal roof, and wooden walls. Strong odor of ammonia within indoor building. Access to scant frozen water and no food.</p>	<p>This dog is lean at a body condition score of 4/9 on the Purina scale. Grade 3/4 dental disease with possible pulp exposure of upper left canine tooth, heavy tartar and wear to canine teeth. Both eyes have mild clear discharge. Severe matting with dried organic debris on back aspect of both front legs, under the belly and the hind legs. Mats behind ears. Fecal material dried into the fur around the anus and between paw pads. Flea dirt present (flea feces), no live fleas noted. Nails overgrown. Suspect pain/discomfort due to matting.</p>	<p>PCV/TS- 43%/7.2. 4DX-Negative. CBC/Chem pending. Fecal pending.</p>	<p>Vaccinated (Rabies, DAPP, Bordetella), dewormed, started on flea/tick preventative and heartworm preventative. Priority for grooming and nail trim. Recommend dental assessment/cleaning.</p>

<p>2038-1C-009</p>		<p>Adult, female, white Samoyed-type dog</p>	<p>Co-housed within the private residence. Strong ammonia odor throughout the first floor. The dog inhabited the first floor. The flooring had both new and old dog urine and feces present. A bowl with dry dog kibble was present. A metal bowl was partially filled with water, tissue paper was present in water bowl. A bowl with dog kibble was present.</p>	<p>This dog is lean at a body condition score of 4/9 on the Purina scale. Grade 4/4 (severe) dental disease with several teeth having extreme gingival recession, pus (purulent) debris at the gum line, red inflamed gums, loose multi-rooted teeth and painful upon manipulation. Both eyes have mild clear discharge. Both ears have moderate amount of brown waxy, especially close to the ear drum (tympanic membrane) on right side with sensitivity present. Excessive layers of flaking skin buildup in hair coat, moderate matting of undercoat. Nails moderately overgrown. Presence of multi-lobulated mass 2x3cm in diameter associated with mid left mammary chain.</p>	<p>PCV/TS- 51%/ 7.1. 4DX- negative. Witness pregnancy test- negative. Ear cytology-pending. CBC/Chem pending. Fecal negative.</p>	<p>Vaccinated (Rabies, DAPP, Bordetella), dewormed, started on flea/tick preventative and heartworm preventative. Recommend dental + extractions in one week. Prescribe pain medication until dental. Monitor food intake due to oral pain. Provide wet and dry food or soaked dry food. Recommend grooming at time of dental. Recommend ear treatment based upon cytology results. Recommend excisional biopsy of mass and histopathology.</p>
<p>2038-1C-010</p>		<p>Adult, female, white Samoyed-type dog</p>	<p>Co-housed within the private residence. Strong ammonia odor throughout the first floor. The dog inhabited the first floor. The flooring had both new and old dog urine and feces present. A bowl with dry dog kibble was present. A metal bowl was partially filled with water, tissue paper was present in water bowl. A bowl with dog kibble was present.</p>	<p>This dog is of ideal body condition at a score of 5/9 on the Purina Scale. Grade 2/4 dental disease with significant gingival recession at the first left upper incisor. Very mild episcleral injection; subjectively mild lateral strabismus bilaterally. Both ears have moderate dry waxy debris with minimal redness. Abdominal scar present (rule out spay or previous C-Section). Severely matted throughout head, neck, trunk; fecal mats present at tail and around the anus; mats encompassing the entirety of hind quarters, tail is encased in one mat; dry and dirty coat. Nails moderately overgrown.</p>	<p>PCV/TS- 49%/7.2. 4DX- Negative. Witness pregnancy test- negative. Ear cytology pending. Unremarkable CBC/Chemistry. Fecal pending.</p>	<p>Vaccinated (Rabies, DAPP, Bordetella), dewormed, started on flea/tick preventative and heartworm preventative. Recommend dental prophy within next couple months, dental radiographs +/- extraction. Priority for grooming, nail trim. Recommend ophthalmic consult.</p>

<p>2038-1C-011</p>		<p>Senior, female, white Samoyed-type dog</p>	<p>Co-housed within the private residence. Strong ammonia odor throughout the first floor. The dog inhabited the first floor. The flooring had both new and old dog urine and feces present. A bowl with dry dog kibble was present. A metal bowl was partially filled with water, tissue paper was present in water bowl. A bowl with dog kibble was present.</p>	<p>This dog is overweight at a body condition score of 6/9 on the Purina Scale. Mild degenerative muscle wasting. Bilateral tearing and clouding consistent with lenticular sclerosis. Both ears have moderate dark brown waxy debris bilaterally with mild redness. Grade 3/4 dental disease with gingival hypertrophy, redness, moderate-severe calculus and discomfort upon manipulation of mouth. Loss of pigment on nose. Possible abdominal scar (rule out spay or previous C-Section). Diffuse build-up of scaling skin and debris in hair coat including burrs and plant material; undercoat is one mat, largest mat present is on tail (measuring 6x4 inches in diameter) that contains too numerous to count plant seeds/burrs, fecal matting on tail and perivulvar area; discoloration on all four feet consistent with salivary staining. On the left side of the chest at the level of approximately the tenth rib an area of matting with dark brown-red crusts measuring 4cm wide by 10cm long with a length going from dorsal to ventral. Moderately overgrown nails. Mild-moderately painful due to potential arthritis, significant matting, and oral/dental status.</p>	<p>PCV/TS- 43%/8.7. 4DX-Negative. Witness pregnancy test-negative. Chemistry: TP 7.9 g/dL (5-7.4 g/dL), Globulin 4.6 g/dL (1.6-3.6 g/dL). CBC and T4 is unremarkable. U/A, Ear cytology and Fecal pending.</p>	<p>Vaccinated (Rabies, DAPP, Bordetella), dewormed, started on flea/tick preventative and heartworm preventative. Recommend ophthalmic consult dental prophylaxis within next week due to pain. Monitor food intake (if eating due to oral pain) and administration of pain meds until dental prophylaxis. Feed a combination of wet and dry or soften dry food until dental. Recommend excisional biopsy and evaluation of multi-lobulated area on left thorax. Recommend first-line antibiotics, scrubbing with dilute chlorhexidine twice daily followed by dressing to prevent contamination from shavings. Recommended ear cleaning followed by appropriate treatment based upon results. Priority grooming and nail trim.</p>
<p>2038-1C-012</p>		<p>Senior, female, dilute calico domestic short haired cat</p>	<p>Co-housed within the private residence. Strong ammonia odor present throughout the house. The cat had access to the first floor and basement. On the first floor and in the basement, there were overflowing cat litter boxes with a significant amount of urine and feces within them. On the flooring of the first floor, there was urine and feces (both old and new) present. A metal bowl partially filled with water, tissue paper present in water bowl.</p>	<p>This cat is thin at a body condition score of 3/9 on the Purina Scale. Grade 2/4 dental disease with teeth 304, 105, 205, 301, 302, and 305 absent and tooth 104 fractured. There is mild gingivitis and tartar on the remaining teeth. Both eyes have mild mucoid discharge around the medial canthus. Both ears have moderate debris and are very itchy (pruritic). Both front legs have mild alopecia consistent with over grooming. There is a lesion measuring 1.5 cm on dorsal cervical area and erosive lesion on the right side of the neck consistent with the pruritic ears. A suspected spay scar is observed. The nails are overgrown.</p>	<p>PCV/TS- 40%/ 8.8. FeLV/FIV - negative. Fecal pending. CBC/Chem/T4 pending. Fungal culture pending. Ear cytology pending.</p>	<p>Vaccinated (Rabies, DAPP, Bordetella), dewormed, started on flea/tick preventative and heartworm preventative. CBC/Chemistry/T4 pending, provide adequate diet and nutrition. Pending results of cytology clean and treat both ears. Provide a dental consultation and dental cleaning. Based on fungal culture, provide treatment for the neck lesions. Trim nails.</p>

<p>2038-1C-013</p>		<p>Senior, female, calico domestic medium haired cat</p>	<p>Co-housed within the private residence. Strong ammonia odor present throughout the house. The cat had access to the first floor and basement. On the first floor and in the basement, there were overflowing cat litter boxes with a significant amount of urine and feces within them. On the flooring of the first floor, there was urine and feces (both old and new) present. A metal bowl partially filled with water, tissue paper present in water bowl.</p>	<p>This cat is very thin at a body condition score of 2/9 on the Purina Scale. Grade 1/4 dental disease with teeth 105 and 205 present, 405 and 305 absent and moderate tartar and gingivitis on tooth 207. Nuclear sclerosis consistent with geriatric age and dry and wet serous ophthalmic discharge. Brown otic debris obscuring the right tympanic membrane. Referred noise heard in upper airway consistent with possible URI. Right kidney palpates smaller than the left. A suspected spay scar observed. Multiple mats in fur over left and right lumbosacral area. Multiple mats noted starting over lateral lumbosacral coalescing over right thigh. Scabs noted over dorsal cranial. Nails overgrown.</p>	<p>PCV/TS- 40%/8.1., FeLV/FIV - negative. Fecal pending. Ear cytology, CBC/Chem/T4 pending.</p>	<p>Vaccinated (Rabies, DAPP, Bordetella), dewormed, started on flea/tick preventative and heartworm preventative. CBC/Chem/T4 pending before treatment of discharge and/or respiratory noise. Reweigh in 1 month with adequate diet and nutrition and pending blood work. Recheck dental in 6 months. Clip or cut mats. Cytology pending, clean and treat. Trim nails.</p>
<p>2038-1C-014</p>		<p>Senior, female, white domestic short haired cat</p>	<p>Co-housed within the private residence. Strong ammonia odor present throughout the house. The cat had access to the first floor and basement. On the first floor and in the basement, there were overflowing cat litter boxes with a significant amount of urine and feces within them. On the flooring of the first floor, there was urine and feces (both old and new) present. A metal bowl partially filled with water, tissue paper present in water bowl.</p>	<p>This cat is at a lean body condition score of a 4/9 on the Purina Scale. Both eyes have discharge. Both ears have dirt and debris. A suspected spay scar is observed. The nails are overgrown.</p>	<p>PCV/TS- 31%/8.6. FeLV/FIV - negative. Ear cytology/CBC/Chem/T4 pending. Fecal pending. Fluoroscein stain negative</p>	<p>Vaccinated (Rabies, DAPP, Bordetella), dewormed, started on flea/tick preventative and heartworm preventative. Fluorescein staining results are pending for both eyes, treatment plan will be created based on results. Ear cytology results are pending, clean ears, a treatment plan will be created based on results. Trim nails.</p>

<p>2038-1C-015</p>		<p>Senior, female, white and brown tabby domestic short haired cat</p>	<p>Co-housed within the private residence. Strong ammonia odor present throughout the house. The cat had access to the first floor and basement. On the first floor and in the basement, there were overflowing cat litter boxes with a significant amount of urine and feces within them. On the flooring of the first floor, there was urine and feces (both old and new) present. A metal bowl partially filled with water, tissue paper present in water bowl.</p>	<p>This cat is at a overweight body condition score of a 6/9 on the Purina Scale. Her eyes have nuclear sclerosis consistent with geriatric aging. Both of her ears have dry granular tan debris, the debris is obstructing the visibility of both ear drums. There is tarter on tooth 104,107, and 207. Tooth 205, 405, and 201 are absent. The nails are overgrown. A suspected spay scar is observed.</p>	<p>PCV/TS- 41%/ 8.6. FeLV/FIV - negative. CBC/Chem/T4, ear cytology, and fecal pending.</p>	<p>Vaccinated (Rabies, DAPP, Bordetella), dewormed, started on flea/tick preventative and heartworm preventative. Recheck dental status in 6 months. Ear cytology results are pending, clean ears, a treatment plan will be created based on results. Trim nails.</p>
--------------------	---	--	--	--	---	---