

REPORT OF AUDIT  
AUTRY TECHNOLOGY CENTER #V-15  
ENID - GARFIELD COUNTY - OKLAHOMA  
JULY 1, 2020 TO JUNE 30, 2021

AUTRY TECHNOLOGY CENTER #V-15  
ENID - GARFIELD COUNTY - OKLAHOMA  
JULY 1, 2020 TO JUNE 30, 2021

OFFICERS

KYLE HOHMANN	PRESIDENT
CARMEN BALL	VICE-PRESIDENT
ROXANNE POLLARD	CLERK
MARTIE OYLER	MEMBER
DON JOHNSON	MEMBER
DANA WOOD	TREASURER
SALLY YATES	CHIEF FINANCIAL OFFICER
CAROL COLWELL	ASST. SUPERINTENDENT
BRADY MCCULLOUGH	SUPERINTENDENT

AUDIT BY

PATRICK W. CARROLL  
CERTIFIED PUBLIC ACCOUNTANT

CERTIFICATE #4081

## AUTRY TECHNOLOGY CENTER #V-15

### Table of Contents

---

	<u>Page</u>
<b>SCHOOL DISTRICT OFFICIALS</b>	
<b>INDEPENDENT AUDITOR'S REPORT</b>	1 - 2
<b>REQUIRED SUPPLEMENTARY INFORMATION</b>	
Management's Discussion and Analysis (Unaudited)	3 - 9
<b>BASIC FINANCIAL STATEMENTS</b>	
<b><i>Government-wide Financial Statements</i></b>	
Statement of Net Position	10
Statement of Activities	11
<b><i>Fund Financial Statements - Governmental Funds</i></b>	
Balance Sheet - Governmental Funds	12
Statement of Revenues, Expenditures and Changes in Fund Balances-Governmental Funds	13
Reconciliation of Statement of Revenues, Expenditures and Changes Fund Balances to Statement of Activities	14
Notes to Financial Statements	15- 31
<b>REQUIRED SUPPLEMENTARY INFORMATION</b>	
Budgetary Comparison Schedule - General Fund (Unaudited)	32
Budgetary Comparison Schedule - Building Fund (Unaudited)	33
Schedule of District's Proportionate Share of Net Pension Liability (Unaudited) Teachers' Retirement Plan	34
Schedule of District's Contributions (Unaudited) - Teachers' Retirement Plan	35
Schedule of District's Proportionate Share of Net OPEB Liability (Asset) (Unaudited)	36
Schedule of District's Contributions (Unaudited) - OPEB	37
Notes to Required Supplementary Information	38
<b>OTHER SUPPLEMENTARY INFORMATION</b>	
Schedule of Expenditures of Federal Awards	39
Notes to Schedule of Expenditures of Federal Awards	40
Schedule of Student Financial Assistance	41
<b>REPORTS REQUIRED BY GOVERNMENTAL AUDITING STANDARDS</b>	
Independent Auditor's Report on Compliance and on Internal Control Over Financial Reporting Based on an Audit of Financial Statements Performed in Accordance with <i>Government Auditing Standards</i>	42- 43
Independent Auditor's Report on Compliance for Each Major Program and on Internal Control Over Compliance Required by <i>The Uniform Guidance</i>	44- 45
Schedule of Findings	46
Disposition of Prior Year Findings	47
Prior Year Audit Exceptions and Recommendations	48
<b>OTHER INFORMATION</b>	
Combining Statement of Changes in Assets and Liabilities - Regulatory Basis - Fiduciary Funds - Activity Fund	49- 51
Combining Statement of Assets, Liabilities and Fund Equity - Regulatory Basis - Fiduciary Funds - Activity Fund	52
Combining Statement of Changes in Assets and Liabilities - Regulatory Basis - Fiduciary Funds - Pell Grant	53
Combining Statement of Assets, Liabilities and Fund Equity - Regulatory Basis - Fiduciary Funds - Pell Grant	54
Schedule of Accountants' Professional Liability Insurance Affidavit	55

# Chas. W. Carroll, P.A.

302 N. Independence  
Independence Tower - Suite 103  
Enid, Oklahoma 73701

Phone 580-234-5468  
Fax 580-234-5425

## INDEPENDENT AUDITOR'S REPORT

The Honorable Board of Education  
Autry Technology Center #V-15  
Garfield County, Oklahoma

### Report on Financial Statements

We have audited the accompanying financial statements of the governmental activities, each major fund and the aggregate remaining fund information of the Autry Technology Center #V-15, Garfield County, Oklahoma, as of and for the year ended June 30, 2021, and the related notes to the financial statements, which collectively comprise the District's basic financial statements as listed in the table of contents.

### Management's Responsibility for the Financial Statements

Management is responsible for the preparation and fair presentation of these financial statements in accordance with accounting principles generally accepted in the United States of America; this includes the design, implementation, and maintenance of internal control relevant to the preparation and fair presentation of financial statements that are free from material misstatement, whether due to fraud or error.

### Auditor's Responsibility

Our responsibility is to express opinions on these financial statements based on our audit. We conducted our audit in accordance with auditing standards generally accepted in the United States of America and the standards applicable to financial audits contained in *Government Auditing Standards*, issued by the Comptroller General of the United States. Those standards require that we plan and perform the audit to obtain reasonable assurance about whether the financial statements are free from material misstatement.

An audit involves performing procedures to obtain audit evidence about the amounts and disclosures in the financial statements. The procedures selected depend on the auditor's judgment, including the assessment of the risks of material misstatement of the financial statements, whether due to fraud or error. In making those risk assessments, the auditor considers internal control relevant to the entity's preparation and fair presentation of the financial statements in order to design audit procedures that are appropriate in the circumstances, but not for the purpose of expressing an opinion on the effectiveness of the entity's internal control. Accordingly, we express no such opinion. An audit also includes evaluating the appropriateness of accounting policies used and the reasonableness of significant accounting estimates made by management, as well as evaluating the overall presentation of the financial statements.

We believe that the audit evidence we have obtained is sufficient and appropriate to provide a basis for our audit opinions.

### Opinions

In our opinion, the financial statements referred to above present fairly, in all material respects, the respective financial position of the governmental activities, each major fund, and the aggregate remaining fund information of the District, as of June 30, 2021, and the respective changes in financial position for year then ended in accordance with accounting principles generally accepted in the United States of America.

## Other Matters

### Required Supplementary Information

Accounting principles generally accepted in the United States of America require that the management's discussion and analysis and budgetary comparison information on pages 3-9 and 32-33 be presented to supplement the basic financial statements. Such information, although not a part of the basic financial statements, is required by the Governmental Accounting Standards Board, who considers it to be an essential part of financial reporting for placing the basic financial statements in an appropriate operational, economic, or historical context. We have applied certain limited procedures to the required supplementary information in accordance with auditing standards generally accepted in the United States of America, which consisted of inquiries of management about the methods of preparing the information and comparing the information for consistency with management's responses to our inquiries, the basic financial statements, and other knowledge we obtained during our audit of the basic financial statements. We do not express an opinion or provide any assurance on the information because the limited procedures do not provide us with sufficient evidence to express an opinion or provide any assurance.

### **Other Information**


Our audit was conducted for the purpose of forming opinions on the financial statements that collectively comprise the District's basic financial statements. The introductory section, combining and individual nonmajor fund financial statements, and statistical section, are presented for purposes of additional analysis and are not a required part of the basic financial statements. The schedule of expenditures of federal awards is presented for purposes of additional analysis as required by Title 2 U.S. *Code of Federal Regulations* (CFR) Part 200, *Uniform Administrative Requirements, Cost Principles, and Audit Requirements for Federal Awards*, and is also not a required part of the basic financial statements.

The schedule of expenditures of federal awards and combining and individual nonmajor fund financial statements are the responsibility of management and were derived from and relate directly to the underlying accounting and other records used to prepare financial statements. Such information has been subjected to the auditing procedures applied in the audit of the basic financial statements and certain additional procedures, including comparing and reconciling such information directly to the underlying accounting and other records used to prepare the basic financial statements or to the basic financial statements themselves, and other additional procedures in accordance with auditing standards generally accepted in the United States of America. In our opinion, the combining and individual nonmajor fund financial statements and the schedule of expenditures of federal awards are fairly stated, in all material respects, in relation to the basic financial statements as a whole.

The introductory and statistical sections have not been subjected to the auditing procedures applied in the audit of the basic financial statements and, accordingly we do not express an opinion or provide any assurance on them.

### **Other Reporting Required by Government Auditing Standards**

In accordance with *Government Auditing Standards*, we have also issued our report dated March 7, 2022 on our consideration of the District's internal control over financial reporting and on our tests of its compliance with certain provisions of laws, regulations, contracts, and grant agreements, and other matters. The purpose of that report is to describe the scope of our testing of internal control over financial reporting and compliance and the results of that testing, and not to provide an opinion on the internal control over financial reporting or on compliance. That report is an integral part of an audit performed in accordance with *Government Auditing Standards* and should be considered in assessing the results of my audit.

  
Chas. W. Carroll, P.A.  
March 7, 2022

**AUTRY TECHNOLOGY CENTER #V-15**  
**MANAGEMENT'S DISCUSSION AND ANALYSIS (UNAUDITED)**  
**JUNE 30, 2021**

---

Our discussion and analysis of the Autry Technology Center, School District #V-15's, performance provides an overview of the School District's financial activities for the year ended June 30, 2021. Please read it in conjunction with the District's financial statements, which immediately follows this section.

**USING THIS ANNUAL REPORT**

This annual report consists of a series of financial statements. The Statement of Net Position and the Statement of Activities provide information about the activities of the School District as a whole and present a longer-term view of the School District's finances. Fund financial statements report the School District's operations in more detail than the government-wide statements by providing information about the School District's most significant funds. For governmental activities, the fund statements tell how these services were financed in the short term as well as what remains for future spending.

**Autry Technology Center (the District)**

The District is a part of the public *CareerTech* system of Oklahoma, under the direction and control of the Oklahoma State Board of Career and Technology Education. The District is located in Enid, Oklahoma serving one main campus with a satellite campus at the Woodring Airport in Enid. The District serves 10 public school districts, including Chisholm, Cimarron, Covington-Douglas, Drummond, Enid, Garber, Kremlin, Pioneer-Pleasant Vale, Pond Creek-Hunter, and Waukomis. The District encompasses all of Garfield County plus parts of Blaine, Kingfisher, Logan, Major and Noble counties. The major instructional program areas are Construction, Drafting, Graphic Arts, Health, Information Technology, Manufacturing, Service Industry, Transportation and Welding. The District has three basic areas or types of instruction:

*Full-Time Programs* – The District offers 23 full-time programs. These programs are designed to lead to industry certifications, licenses, employment, and/or continuing education.

*Adult and Career Development* - These classes are designed around specific curriculum and are designed to provide an introduction to or enhance knowledge of specific topics.

*Business and Industry Services* – This division strives to meet the training and development needs of business and industry.

During fiscal year 2020-2021, the District served 777 students in full-time programs. There were 15,752 people served through industry specific training and 2,789 adults in adult and career training classes.

**FINANCIAL HIGHLIGHTS**

The District's financial status improved from the last year. Total net position decreased 0.45 percent. This decrease is primarily due increase in net pension liability and increase in expenses.

- Overall revenues were \$18.8 million and overall expenses were \$18.9 million

**AUTRY TECHNOLOGY CENTER #V-15**  
**MANAGEMENT'S DISCUSSION AND ANALYSIS (UNAUDITED)**  
**JUNE 30, 2021**

---

**Reporting the School District as a Whole**

**The Statement of Net Position and the Statement of Activities**

One of the most important questions asked about the School District's finances is, "Is the School District as a whole better off or worse off as a result of the year's activities?" The Statement of Net Position and the Statement of Activities report information about the School District as a whole and about its activities in a way that helps answer this question. These statements include *all* assets and liabilities using the accrual basis of accounting, which is similar to the accounting used by most private-sector companies. All of the current year's revenues and expenses are taken into account regardless of when cash is received or paid.

These two statements report the School District's net position and changes in them. You can think of the School District's net position – the difference between assets and liabilities – as one way to measure the School District's financial health, or financial position. Over time, increases or decreases in the School District's net position are an indicator of whether its financial health is improving or deteriorating.

In the Statement of Net Position and the Statement of Activities, we report the following:

Governmental activities – The School District's basic services are reported here, including the educational activities for daytime high school and adults, short term training for adults, services and training for business and industry, and general administration. Also, the School District charges a fee to customers to help defray expenses involved in providing the services for Bookstore activities

**Reporting the School District's Most Significant Funds**

**Fund Financial Statements**

Some funds are required to be established by State law and by bond covenants. All of the School District's basic services are reported in governmental funds, which focus on how money flows into and out of those funds and the balances left at year-end that are available for spending. These funds are reported using an accounting method called modified accrual accounting, which measures cash and all other financial assets that can readily be converted to cash. The governmental fund statements provide a detailed short-term view of the School District's general operations and the basic services it provides. Governmental fund information helps you determine whether there are more or fewer financial resources that can be spent in the near future to finance the School District's programs. We describe the relationship (or differences) between governmental activities (reported in the Statement of Net Position and the Statement of Activities) and governmental funds in reconciliation at the bottom of the fund financial statements.

The financial statements also include notes that explain some of the information in the statements and provide more detailed data. The statements are followed by a section of required and other supplementary information that further explains and supports the financial statements with a comparison of the District's budget for the year.

**AUTRY TECHNOLOGY CENTER #V-15**  
**MANAGEMENT'S DISCUSSION AND ANALYSIS (UNAUDITED)**  
**JUNE 30, 2021**

**THE SCHOOL DISTRICT AS A WHOLE**

	<u>2020</u>	<u>2021</u>
Current and Other Assets	\$ 19,261,872	\$ 20,182,490
Capital Assets	<u>18,732,591</u>	<u>25,587,636</u>
Total Assets	<u>\$ 37,994,463</u>	<u>\$ 45,770,126</u>
Deferred Outflows of Resources	<u>2,312,249</u>	<u>4,336,968</u>
Long-term Liabilities	\$ 5,347,157	\$ 11,202,737
Other Liabilities	1,863,889	2,491,056
Net Pension Liability	8,900,995	13,111,156
Total Liabilities	\$ 16,112,041	\$ 26,804,949
Deferred Inflows of Resources	<u>1,523,791</u>	<u>1,296,880</u>
Net Position		
Invested in capital assets, net of debt	\$ 12,648,174	\$ 13,087,635
Restricted	9,306,013	9,486,878
Unrestricted	<u>716,693</u>	<u>(569,248)</u>
Total Net Position	<u>\$ 22,670,880</u>	<u>\$ 22,005,265</u>

**Net Position.** The District's combined net position as restated, was less on June 30, 2021, than the year before -- decreasing by 0.45% from \$22.1 million to \$22.05 million..

For the years ended June 30, 2021 and 2020, net position changed as follows:

	<u>2020</u>	<u>2021</u>	<u>Percent</u>
Beginning net position	\$ 18,443,238	22,104,592	<u>Change</u>
Revenues			
Program revenues			
Charges for services	1,601,900	1,777,311	
Operating Grants /contributions	873,671	1,353,430	
General revenues			
Property taxes	11,796,362	11,905,292	
Federal and State grants	3,944,632	3,699,240	
Loss from disposals	-	-	
Investment earnings	142,555	34,407	
Other Revenue	<u>24,607</u>	<u>7,924</u>	
Total revenues	<u>\$ 18,383,727</u>	<u>\$ 18,777,604</u>	<u>2.14%</u>
Expenses			
Program expenses			
Instruction	\$ 5,115,200	\$ 6,240,731	
Support services	6,299,917	9,232,119	
Non-instruction	1,775,775	2,037,696	
Interest on long-term debt	194,906	303,212	
Depreciation-unallocated	<u>770,288</u>	<u>1,063,173</u>	
Total expenses	<u>\$ 14,156,086</u>	<u>\$ 18,876,931</u>	<u>33.35%</u>
Increase (Decrease) in net position	<u>4,227,641</u>	<u>(99,327)</u>	<u>-102.35%</u>
Prior period adjustment	<u>(566,287)</u>		
Ending net position	<u>\$ 22,104,592</u>	<u>\$ 22,005,265</u>	<u>-0.45%</u>

**AUTRY TECHNOLOGY CENTER #V-15**  
**MANAGEMENT'S DISCUSSION AND ANALYSIS (UNAUDITED)**  
**JUNE 30, 2021**

---

**Changes in Net Position.** The District's total revenues increased to \$18.8 million. Property taxes and federal financial aid accounted for most of the increase. Property taxes accounted for 63 percent of the District's collections. Another 9 percent came from tuition and fees.

Total expenses surpassed revenues, decreasing net position \$0.1 million over the past year.

The District's total expenditures increased by 33.4 percent to \$18.9 million. The District's expenses are primarily related to education, training and support of students and business clients.

**Governmental Activities**

To aid in the understanding of the Statement of Activities some additional explanation is provided. Of particular interest is the format that is significantly different than a typical Statement of Revenues, Expenses, and Changes in Fund Balance. You will notice that expenses are listed in the first column with revenues from that particular program reported to the right. The result is a Net (Expense)/Revenue. The reason for this kind of format is to highlight the relative financial burden of each of the functions on the School District's taxpayers. It also identifies how much each function draws from the general revenues or if it is self-financing through fees and grants. Some of the individual line item revenues reported for each function are:

District Sources of Revenue:

Ad Valorem property tax	Taxes for current year and prior years, revenue in lieu of taxes
Interest	Interest earning of investments and taxes
Tuition and Fees	Tuition and fees for Full-time adult classes, Short-term adult classes, Safety Training, Industry Specific, Assessment and Health Certification
Local Sources	Local grants, district contracts, rental of school facilities and property, sale of surplus equipment, bookstore revenue, reimbursement for insurance loss recoveries, damages to school property, and rebates
State Revenue	Formula operations, Bid Assistance Program, Existing Industry Initiative, Training for Industry Program, Safety Training, professional development.
Federal Revenue - Grants	Carl Perkins Grant, Student Financial Aid (PELL Grants), CARES Act

**THE SCHOOL DISTRICT'S FUNDS**

The following schedule presents a summary of general, special revenue (building fund), other governmental fund (activity fund), and expenditures for the fiscal year ended June 30, 2021 and 2020.

**AUTRY TECHNOLOGY CENTER #V-15**  
**MANAGEMENT'S DISCUSSION AND ANALYSIS (UNAUDITED)**  
**JUNE 30, 2021**

Revenues:	2020		2021	
	<u>Amount</u>	<u>Percent of Total</u>	<u>Amount</u>	<u>Percent of Total</u>
Property Taxes	\$ 11,883,456	66.09%	\$ 11,867,236	64.90%
Interest	142,555	0.79%	34,407	0.19%
Tuition and Fees	494,902	2.75%	600,911	3.29%
State Revenue	3,821,543	21.25%	3,595,252	19.66%
Federal Sources	505,942	2.81%	1,003,654	5.49%
Miscellaneous	<u>1,131,607</u>	<u>6.29%</u>	<u>1,184,323</u>	<u>6.48%</u>
<b>Total Revenues</b>	<b><u>\$ 17,980,005</u></b>	<b><u>100%</u></b>	<b><u>\$ 18,285,783</u></b>	<b><u>100%</u></b>

**Expenditures**

- Instruction                      Expenditures for direct classroom activities
- Support Services                Expenditures for administrative, technical and logistical support to facilitate and enhance education.
- Non-Instructional Services    Activities concerned with providing non-instructional services to students, staff, or community.
- Facilities                         Activities involved with the acquisition of land buildings; remodeling buildings; the construction of buildings and additions to buildings; initial installation or extension of service systems and other built-in equipment; improvements to sites; and equipment. These expenditures are included below in capital outlay and debt service.

Expenditures:	2020		2021	
	<u>Amount</u>	<u>Percent of Total</u>	<u>Amount</u>	<u>Percent of Total</u>
Instruction	5,403,115	24.66%	5,472,105	21.26%
Support Services	7,118,532	32.48%	8,741,918	33.97%
Non-Instructional Services	1,156,630	5.28%	1,229,560	4.78%
Capital Outlay and Debt Service	7,764,398	35.43%	6,890,864	26.78%
Other Outlays	<u>471,580</u>	<u>2.15%</u>	<u>3,399,351</u>	<u>13.21%</u>
<b>Total Expenditures</b>	<b><u>\$ 21,914,255</u></b>	<b><u>100.00%</u></b>	<b><u>\$ 25,733,798</u></b>	<b><u>100.00%</u></b>

The primary source of revenue for the governmental funds is ad valorem property tax, which is not received evenly throughout the fiscal year. The majority of property tax revenues are received between January 1 and April 30 of each year. The governmental funds must carry forward a fund balance large enough to finance the first six months of the fiscal year.

**AUTRY TECHNOLOGY CENTER #V-15**  
**MANAGEMENT'S DISCUSSION AND ANALYSIS (UNAUDITED)**  
**JUNE 30, 2021**

---

**General Fund**

The General Fund year-end fund balance is required to meet the labor intensive and operating expenses for the first six months of the succeeding fiscal year.

**Building Fund**

The Building Fund year-end fund balance is restricted funds that are targeted for remodeling of current facilities, site improvements, new construction projects, equipment for the programs and building furniture needs.

**GENERAL FUND BUDGETARY HIGHLIGHTS**

The District was able to have a \$9.15 million general fund budgetary balance at the end of the fiscal year. No amendments were filed to the budget for the year.

**CAPITAL ASSETS**

At the end of June 30, 2021, the School District had \$37.8 million invested in capital assets (see table below). This represents a net increase of \$7.9 million or 26.4 percent, over the previous fiscal year.

	2021	2020
Land	\$ 4,553,269	\$ 3,220,459
Construction in Progress	4,301,885	4,402,882
Buildings and Improvements	23,098,521	17,533,818
Equipment & Autos	<u>5,799,182</u>	<u>4,707,347</u>
TOTALS	<u>\$ 37,752,857</u>	<u>\$29,864,506</u>

See Note 9 for additional information on capital assets.

**LONG-TERM LIABILITIES**

**Lease Purchase**

On November 1, 2019, the District entered into a lease purchase agreement with Security National Bank (Lessor). The agreement called for the Lessor to provide \$7.5 million towards construction and equipment of new educational facilities to serve the students of the District, finance the purchase of land adjacent to the District and pay costs of issuance. The payments average \$840,000 per year for 10 years. Semi-annual payments are made each the year. The amount of the capitalized lease at June 30, 2021 was \$6,250,000.

On February 1, 2020, the District entered into a lease purchase agreement with Security National Bank (Lessor). The agreement called for the Lessor to provide \$7.5 million towards construction and equipment of new educational facilities to serve the students of the District and pay costs of issuance. The payments average \$750,000 per year for 10 years. Semi-annual payments are made each the year. The amount of the capitalized lease at June 30, 2021 was \$6,250,000.

**AUTRY TECHNOLOGY CENTER #V-15**  
**MANAGEMENT'S DISCUSSION AND ANALYSIS (UNAUDITED)**  
**JUNE 30, 2021**

---

**Net Pension Liability**

The District's share of the Teachers' Retirement System's net pension liability as of June 30, 2021 was \$13,111,156. This was a increase of \$4.2 million from the prior year (2020. See Note 4 for additional information on the net pension liability.

**ECONOMIC FACTORS AND NEXT YEAR'S BUDGETS**

The District continues to face the effects of the outbreak of the coronavirus disease ("COVID-19"). The District's operations are heavily dependent on the ability to collect property taxes and state aid. Additionally, access to grants and contracts from federal and state government may decrease or may not be available. The outbreak may continue to have a material adverse impact on economic conditions. At this time, management cannot predict the impact of the COVID-19 pandemic, but management continues to monitor the situation, to assess further possible implications to operations and to take actions in an effort to mitigate adverse consequences.

**CONTACTING THE SCHOOL DISTRICT'S FINANCIAL MANAGEMENT**

This financial report is designed to provide our citizens, taxpayers, customers, and creditors with a general overview of Autry Technology Center's financial position to show accountability for the money it receives. If you have questions about this report or need additional financial information, contact the Superintendent's Office at Autry Technology Center, 1201 West Willow, Enid, Oklahoma 73703.

---

Dwight Hughes, Superintendent/CEO

---

Sally Yates, Chief Financial Officer

**AUTRY TECHNOLOGY CENTER #V-15**  
**STATEMENT OF NET POSITION**  
**JUNE 30, 2021**

	<u>Governmental Activities</u>
<b>ASSETS</b>	
Cash and cash investments	\$ 17,339,377
Property taxes receivable (net)	951,994
Due from other governments	37,059
Other receivables	141
Restricted cash	1,840,322
Nondepreciated capital assets	8,855,154
Depreciated capital assets, net of depreciation	16,732,482
Net OPEB Asset	<u>13,597</u>
<b>Total assets</b>	<u>45,770,126</u>
<b>DEFERRED OUTFLOWS OF RESOURCES</b>	
Deferred outflows of resources related to pensions	<u>4,336,968</u>
<b>LIABILITIES</b>	
Accounts payable and other current liabilities	199,459
Accrued interest payable	81,972
Long-term obligations	
Due within one year	2,000,000
Due beyond one year	<u>24,313,893</u>
<b>Total liabilities</b>	<u>26,595,324</u>
<b>DEFERRED INFLOWS OF RESOURCES</b>	
Deferred inflows of resources related to pensions	<u>1,296,880</u>
Deferred inflows of resources related to grants	<u>209,625</u>
<b>NET POSITION</b>	
Net Investment in capital assets	13,087,635
Restricted for:	
Buildings	9,422,474
School organizations	10,650
OPEB	53,754
Unrestricted	<u>(569,248)</u>
<b>Total Net Position</b>	<u>\$ 22,005,265</u>

**AUTRY TECHNOLOGY CENTER #V-15  
STATEMENT OF ACTIVITIES  
YEAR ENDED JUNE 30, 2021**

Functions/programs	Program Revenues		Net (Expense) Revenue and Changes in Net position	
	Expenses	Charges for Services		Operating Grants and Contributions
Governmental activities:				
Instruction	\$ 6,240,731	\$ 600,911	\$ 795,026	\$ (4,844,794)
Support services	9,232,119	257,984	558,404	(8,415,731)
Non-instruction services	2,037,696	918,416	-	(1,119,280)
Interest on long-term debt	303,212	-	-	(303,212)
Depreciation - unallocated	1,063,173	-	-	(1,063,173)
Total school district	\$ 18,876,931	\$ 1,777,311	\$ 1,353,430	(15,746,190)
General revenues:				
Taxes				
Property taxes, levied for general purposes				7,992,971
Property taxes, levied for building purposes				3,912,321
State aid - formula grants				3,699,240
Other revenue				7,924
Interest income				34,407
Total general revenues				15,646,863
Change in Net position				(99,327)
Net position, beginning of year, as restated				22,104,592
Net position, end of year				\$ 22,005,265

**AUTRY TECHNOLOGY CENTER #V-15**  
**BALANCE SHEET - GOVERNMENTAL FUNDS**  
**JUNE 30, 2021**

	General Fund	Building Fund	Other Governmental Fund Activity Fund	Totals Governmental Funds
<b>ASSETS</b>				
Cash	\$ 9,884,653	\$ 7,444,074	\$ 10,650	\$ 17,339,377
Restricted cash	-	1,840,322	-	1,840,322
Property taxes receivable, net	604,409	347,585	-	951,994
Other receivables	37,200	-	-	37,200
<b>Total assets</b>	<b>\$ 10,526,262</b>	<b>\$ 9,631,981</b>	<b>\$ 10,650</b>	<b>\$ 20,168,893</b>
<b>LIABILITIES, DEFERRED INFLOWS OF RESOURCES, AND FUND BALANCES</b>				
Liabilities				
Accounts payable and accrued liabilities	\$ 184,857	\$ 14,602	\$ -	\$ 199,459
<b>Total liabilities</b>	<b>184,857</b>	<b>14,602</b>	<b>-</b>	<b>199,459</b>
Deferred property taxes	564,621	325,853	-	890,474
Deferred grant revenue	209,625	-	-	209,625
<b>Total deferred inflows of resources</b>	<b>774,246</b>	<b>325,853</b>	<b>-</b>	<b>1,100,099</b>
Fund balances				
Restricted	-	9,193,297	-	9,193,297
Committed	735,987	-	10,650	746,637
Assigned	8,831,172	98,229	-	8,929,401
Unassigned	-	-	-	-
<b>Fund balances, end of year</b>	<b>9,567,159</b>	<b>9,291,526</b>	<b>10,650</b>	<b>18,869,335</b>
<b>Total liabilities, deferred inflows of resources and fund balances</b>	<b>\$ 10,526,262</b>	<b>\$ 9,631,981</b>	<b>\$ 10,650</b>	

Amounts reported for governmental activities in the statement of net assets are different because:

Capital assets used in governmental activities are not financial resources and therefore are not reported as assets in governmental funds. The cost of the assets is \$37,752,854 and the accumulated depreciation is \$12,165,218 25,587,636

Property taxes receivable and other receivables will be collected after year-end, but are not available soon enough to pay for the current period's expenditures, and therefore are deferred in the funds 890,474

Net OPEB asset is not a financial resource so is not reported in the funds 13,597

Net pension obligation is not due and payable in the current period and, therefore is not reported in the funds (13,111,156)

Deferred outflows and inflows of resources related to pensions are applicable to future periods and therefore, are not reported in the funds. This includes deferred outflows of \$4,336,968 and deferred inflows of \$1,296,880 3,040,088

Long-term liabilities, including capital leases, are not due and payable in the current period and therefore are not reported as liabilities in the funds. Long-term liabilities at year-end consist of:

Capital lease payable	\$ (12,500,000)	
Accrued interest	(81,972)	
Compensated absences	(702,737)	(13,284,709)

Total net assets - governmental activities \$ 22,005,265

**AUTRY TECHNOLOGY CENTER #V-15  
STATEMENT OF REVENUES, EXPENDITURES, AND CHANGES IN FUND BALANCES - GOVERNMENTAL FUNDS  
YEAR ENDED JUNE 30, 2021**

	General Fund	Building Fund	Other Governmental Fund Activity Fund	Totals Governmental Funds
Revenues				
Property taxes	\$ 8,101,396	\$ 3,765,839	\$ -	\$ 11,867,235
Interest	34,407	-	-	34,407
Tuition and fees	600,911	-	-	600,911
State revenue	3,593,936	1,316	-	3,595,252
Federal revenue	768,426	5,495	229,733	1,003,654
Other	265,908	-	918,416	1,184,324
Total revenues	<u>13,364,984</u>	<u>3,772,650</u>	<u>1,148,149</u>	<u>18,285,783</u>
Expenditures				
Current				
Instruction	4,931,999	309,523	230,583	5,472,105
Support services	6,746,637	1,995,281	-	8,741,918
Non-instruction services	312,207	-	917,353	1,229,560
Capital outlay	150	6,890,714	-	6,890,864
Other outlays	483,205	2,916,146	-	3,399,351
Total expenditures	<u>12,474,198</u>	<u>12,111,664</u>	<u>1,147,936</u>	<u>25,733,798</u>
Other Financing Sources (Uses)				
Proceeds of Capital Lease	-	8,915,584	-	8,915,584
Total Other Financing Sources (Uses)	<u>-</u>	<u>8,915,584</u>	<u>-</u>	<u>8,915,584</u>
Net Change in Fund Balance	890,786	576,570	213	1,467,569
Beginning fund balance, as restated	8,676,373	8,714,956	10,437	17,401,766
Ending fund balance	<u>\$ 9,567,159</u>	<u>\$ 9,291,526</u>	<u>\$ 10,650</u>	<u>\$ 18,869,335</u>

**AUTRY TECHNOLOGY CENTER #V-15  
 RECONCILIATION OF STATEMENT OF REVENUES, EXPENDITURES, AND CHANGES IN FUND BALANCES - GOVERNMENTAL  
 FUNDS TO STATEMENT OF ACTIVITIES  
 YEAR ENDED JUNE 30, 2021**

The change in net assets reported in the statement of activities is different because:

Capital outlays to purchase or build capital assets are reported in governmental funds as expenditures. However, for governmental activities those costs are shown in the statement allocated over their estimated useful lives as annual depreciation expenses in the statement of activities. This is the amount by which depreciation exceed capital outlays during the period.

Capital Outlays	\$ 7,888,351
Depreciation Expense	<u>(1,063,173)</u>
	6,825,178

Because some property taxes will not be collected for several months after the District's fiscal year ends, they are not considered as "available" revenues in the governmental funds and are, instead counted as deferred revenues. They are however, recorded as revenues in the statement of activities.

38,056

Because some receipts of grant revenue will not be collected for several months after the District's fiscal year ends, they are not considered as

-

Support for pension contributions from nonemployer contributin entities not in a special funding situation does not provide current financial resources so are not recorded in governmental funds but are recorded as revenue in the statement of activities

(2,498,020)

In the statement of activities, compensated absences are measured by the amounts earned during the year. In the governmental funds, however, expenditures for these items are measured by the amount of financial resources used (essentially the amounts actually paid). This year, vacation and sick leave earned exceeded amounts used.

(83,225)

Governmental funds report district pension contributions as expenditures. However, the Statement of Activities reports the cost of pension benefits earned net of employee contributions as pension expense

453,765

The issuance of long-term debt provides current financial resources to governmental funds, while the

Accrued Interest	112,934
New Capital Leases	(8,915,584)
Payments on Capital Leases	<u>2,500,000</u>
	(6,302,650)

Change in net position of governmental activities

\$ (99,327)

## NOTES TO FINANCIAL STATEMENTS

---

### NOTE 1 - SUMMARY OF SIGNIFICANT ACCOUNTING POLICIES

The Autry Technology Center #V-10 (the District) is a corporate body for public purposes created under Title 70 of the Oklahoma Statutes and accordingly is a separate entity for operating and financial reporting purposes. The District is part of the public school system of Oklahoma under the general direction and control of the State Board of Education and is financially dependent on the State of Oklahoma for support. The general operating authority for the public school system is the Oklahoma School Code contained in Title 70 of the Oklahoma Statutes.

The District's financial statements are prepared in accordance with generally accepted accounting principles promulgated by The Governmental Accounting Standards Board (GASB).

#### *The Reporting Entity*

The District is a corporate body for public purposes created under Title 70 of the Oklahoma Statutes and accordingly is a separate entity for operating and financial reporting purposes. The governing body of the District is the Board of Education composed of elected members. The appointed superintendent is the executive officer of the District. There are no component units included within the reporting entity.

The School Education Foundation is not included in the reporting entity. The District does not appoint any of the board members or exercise any oversight authority over the Foundation.

#### *Basic Financial Statements – Government-Wide Statements*

The District's basic financial statements include both government-wide (reporting the District as a whole) and fund financial statements (reporting the District's major funds). Both the government-wide and fund financial statements categorize primary activities as either governmental or business type. Governmental Activities include programs primarily supported by taxes, State aid, grants and other intergovernmental revenue. The District does not have any activities classified as business-type activities.

In the government-wide Statement of Net Position, the District's governmental activities are reported on a full accrual, economic resource basis, which recognizes all long-term assets and receivables as well as long-term debt and obligations. The District's net position are reported in three parts -- net investment in capital assets; restricted net position and unrestricted net position.

The government-wide Statement of Activities reports both the gross and net cost of each of the District's programs and functions. The functions are also supported by general government revenues. The Statement of Activities reduces gross expenses (including depreciation) by related program revenues, operating and capital grants. Direct expenses are those that are clearly identifiable with a specific function. Program revenues must be directly associated with the function. Charges for services include charges and fees to students, or customers who purchase, use or directly benefit from the goods, services, or privileges provided by a given function. Operating grants include operating-specific and discretionary (either operating or capital) grants while the capital grants column reflects capital-specific grants.

The net costs are normally covered by general revenue (property taxes, State and Federal aid, other taxes etc.).

The government-wide focus is more on the sustainability of the District as an entity and the change in the District's net position resulting from the current year's activities. Separate financial statements are provided for governmental funds. Major individual governmental funds are reported in separate columns in the fund financial statements.

## NOTES TO FINANCIAL STATEMENTS

---

### *Basic Financial Statements – Fund Financial Statements*

Governmental fund financial statements are reported using the current financial resources measurement focus and the modified accrual basis of accounting. With this measurement focus, only current assets, current liabilities and fund balances are included on the balance sheet. The fund financial statements provide reports on the financial condition and results of operations of governmental fund category.

The District reports the following major governmental funds:

General Fund is the primary operating fund of the District. It is used to account for all financial resources except those required to be accounted for in another fund.

Building Fund is used to account for monies derived from the building fund levy and rental of facilities to be used for erecting, remodeling, repairing or maintaining school buildings, paying energy and utility costs; paying fire and casualty insurance premiums for school facilities, security systems and personnel.

Additionally, the District reports the following fund:

Activity Fund – The District accounts for resources collected from student or extracurricular activities including admission fees, concession income, fund raising and dues. The Board of Education exercises control over all of these funds.

### *Basis of Accounting*

Basis of accounting refers to when revenues and expenditures are recognized in the accounts and reported in the financial statements. It relates to the timing of the measurements made regardless of the measurement focus applied.

Accrual: The government-wide financial statements are presented on the accrual basis of accounting. Revenues are recognized when earned and expenses are recognized when a liability is incurred. Property taxes are recognized as revenue in the year in which they are levied. Grants and similar items are recognized as revenue as soon as all eligibility requirements imposed by the provider have been met.

Modified Accrual: The funds financial statements are presented on the modified accrual basis of accounting. Under the modified accrual basis of accounting, revenues are recorded when susceptible to accrual; i.e. both measurable and available. “Available” means collectible within the current period or within 60 days after year-end. Expenditures are generally recognized under the modified accrual basis of accounting when the related liability is incurred. The exception to this general rule is that principal and interest on general obligation long-term debt, if any, is recognized when due.

## NOTES TO FINANCIAL STATEMENTS

---

### *Capital Assets*

Capital assets purchased or acquired with an original cost of \$2,500 or more are reported at historical cost or estimated historical cost. Additions, improvements and other capital outlays that significantly extend the useful life of an asset are capitalized. Other costs incurred for repairs and maintenance are expensed as incurred. Depreciation on all assets is provided on the straight-line basis over the following estimated useful lives:

School buildings	25-40 years
Site improvements	7- 40 years
Business machines and computers	7-40 years

### *Compensated Absences*

The District's policies regarding vacation time permit employees to accumulate earned but unused vacation leave. The liability for these compensated absences is recorded as long-term debt in the government-wide statements. The current portion of this debt is estimated based on historical trends.

### *Budgets and Budgetary Accounting*

The District is required by state law to prepare an annual budget. No later than October 1, each board of education shall prepare a financial statement and estimate of needs to be filed with the applicable county clerk and the State Department of Education. Once the county excise board has approved the estimate of needs, the board shall adopt a final budget within 45 days or the second regularly scheduled board meeting. No later than 15 days prior to adoption of a final budget, the board must conduct a public hearing for the purposes of taking public comments. The final budget may be revised upon approval of the board of education in open meeting.

Under current Oklahoma Statutes a formal budget is required for general, building, sinking, child nutrition and coop funds, as applicable to the district. Budgets are presented include the originally approved budgeted appropriations for expenditures and final budgeted appropriations as adjusted for supplemental appropriations and approved transfers between budget categories. Budgets generally assume the expenditure of all available resources. Therefore, when the legal budget is prepared, it is assumed these funds will not have a carryover balance to subsequent year.

A budget is legally adopted by the Board of Education for the General Fund and Building Fund that includes revenues and expenditures.

Encumbrances represent commitments related to unperformed contracts for goods or services. Encumbrance accounting -- under which purchase orders and other commitments of resources are recorded as expenditures of the applicable fund --is utilized in all governmental funds of the District.

The unencumbered balance of current fiscal year appropriations and the unexpended reserve appropriations of the previous fiscal year are lapsed and become a part of the beginning fund balance for the succeeding fiscal year.

### *Cash*

The District considers all cash on hand, demand deposits, money market checking and certificates of deposit, held at an individual bank which are subject to early withdrawal penalties no matter what the maturity period, to be cash. State statutes require collateral for deposits in excess of insured amounts. The collateral's market value must exceed the insured deposit.

### *Investments*

## NOTES TO FINANCIAL STATEMENTS

---

The District's investment policies are governed by state statute. Permissible investments include:

1. Direct obligations of the United States Government and Agencies
2. Obligations to the payment of which the full faith and credit of the State of Oklahoma is pledged
3. Certificates of deposit of savings and loan associations and bank and trust companies secured by acceptable collateral
4. Savings accounts or savings certificates of savings and loan associations that are fully insured
5. County, municipal and school district direct debt obligations
6. Money market mutual funds regulated by the Securities and Exchange Commission
7. Warrants, bonds or judgments of the school district
8. Qualified pooled investment programs

### *Property Tax Revenues*

The District is authorized by state law to levy property taxes, which consist of ad valorem taxes on real and personal property within the District. The County Assessor, upon receipt of the certification of tax levies from the county excise board, extends the tax levies on the tax roll for submission to the county treasurer prior to October 1. The county treasurer must commence tax collection within fifteen days of receipt of the tax rolls. The first half of taxes is due prior to January 1. The second half is due prior to April 1.

If the first payment is not made timely, the entire tax becomes due and payable on January 1. Second half taxes become delinquent on April 1 of the year following the year of assessment. If not paid for a period of three years or more as of the date such taxes first become due, the property is offered for sale for the amount of taxes due.

Property taxes receivable by the District include uncollected taxes assessed as of October 1, 2014 and earlier. Delinquent property tax receivable is recognized as revenue in the government-wide financial statements. Only the portion of the property taxes receivable that meets the revenue recognition criteria is reported as revenue in the fund financial statements.

Property tax receivables are net of an allowance for uncollectible taxes of \$- in the general fund and \$3,920 in the building fund. The allowance represents the estimated amount that is deemed uncollectible based on past collection history.

Deferred Outflows of Resources – The District reports decreases in net assets that related to future periods as deferred outflows of resources on the statement of net position. A deferred outflow is reported for (1) contributions made to Oklahoma Teacher Retirement System (TRS the Plan) between the measurement date of the net pension liabilities (June 30, 2020) and the end of the current fiscal year (June 30, 2021). (2) A loss from changes in assumptions used by the actuary is amortized to pension expense over the average expected remaining service life of the Plan (3) the actual pension plan investment earnings less than the expected amounts included in determining pension expense. This deferred inflow of resources is amortized to pension expense over a total of 5 years, including the current year (4) A loss in changes in the District's proportionate share is amortized to pension expense over the average expected remaining service life of the Plan. . The first three deferred outflows are amortized to pension expense over the average expected remaining service life of the Plan. The fourth deferred outflow of resources is amortized to pension expense over a total of 5 years, including the current year.

Deferred Inflows of Resources – The District's statements of net position and its governmental fund balance sheet report a separate section for deferred inflows of resources. This separate financial statement element reflects an increase in net assets that applies to a future period.

Deferred inflows of resources are reported in the statement of net position for (1) the actual pension plan investment earnings in excess of the expected amounts included in determining pension expense. This deferred inflow of resources is amortized to pension expense over a total of 5 years, including the current year. (2) the difference

## NOTES TO FINANCIAL STATEMENTS

---

between expected and actual experience that the pension plan actuary uses to develop expectations such as future salary increases and inflation. This deferred inflow of resources is amortized to pension expense over the average expected remaining service life of the Plan. (3) The changes in assumptions used by the actuary is amortized to pension expense over the average expected remaining service life of the Plan (4) Grant revenues which have not met the eligibility guidelines for recognition. The first 2 deferred inflows of resources are amortized to pension expense over the average expected remaining service life of the Plan. The third deferred inflow is amortized to pension expense over a total of 5 years, including the current year

In its governmental funds, the deferred inflow of resources is for revenues not considered available and grant funds for which eligibility guidelines have not been met. The District will not recognize the related revenues until available (collected no later than 60 days after the end of the District's fiscal year) under the modified accrual basis of accounting that qualifies to be reported in this category. Accordingly, deferred property taxes are reported in the governmental funds balance sheet. In addition, grant revenues that have not met eligibility guidelines have been deferred and are reported in the governmental funds balance sheet.

Pensions – For purposes of measuring the net pension liability, deferred outflows of resources and deferred inflows of resources related to pensions, and pension expense, information about the fiduciary net position of the Oklahoma Teacher Retirement System (TRS) and additions to/deductions from TRS's fiduciary net position have been determined on the same basis as they are reported to TRS. For this purpose, benefit payments (including refunds of employee contributions) are recognized when due and payable in accordance with the benefit terms. Investments are reported at fair value.

### *Other Postemployment Benefits (OPEB)*

For purposes of measuring the net OPEB asset, deferred outflows of resources, and deferred inflows of resources related to OPEB, and OPEB expense, information about the fiduciary net position of the District's OPEB plan) and additions to/deductions from the OPEB plans fiduciary net position have been determined on the same basis as they have been reported by the OPEB plan. For this purpose, benefit payments (including refunds of employee contributions) are recognized when due and payable in accordance with the benefit terms. Investments are reported at fair value.

### *State Revenues*

Revenues from state sources for current operations are primarily governed by the joint resolution of the Oklahoma House of Representatives and Senate. The Oklahoma Department of Career and Technical Education administers the allocation of state aid funds to school districts based on information accumulated from the districts.

After review and verification of reports and supporting documentation, the Oklahoma Department of Career and Technical Education may adjust subsequent fiscal period allocations of money for prior year errors disclosed by review. Normally, such adjustments are treated as reductions or additions of revenue of the year when the adjustment is made.

The District receives revenue from the state to administer certain categorical educational programs. Oklahoma Department of Career and Technical Education rules require that revenue earmarked for these programs be expended only for the programs for which the money is provided and require that the money not expended as of the close of the fiscal year be carried forward into the following year to be expended for the same categorical programs. The Oklahoma Department of Career and Technical Education requires that categorical educational program revenues be accounted for in the general fund.

### *Use of Estimates*

## NOTES TO FINANCIAL STATEMENTS

---

The preparation of financial statements in conformity with the basis of accounting referred to above requires management to make estimates and assumptions that affect the reported amount of assets and liabilities and disclosure of contingent assets and liabilities at the date of the financial statements and the reported amounts of revenues and expenses during the reporting period. Actual results could differ from those estimates.

### *Net Position and Fund Balance*

District-Wide Financial Statements – When the District incurs an expense for which it may use either restricted or unrestricted net position, it uses restricted net position first unless unrestricted net position will have to be returned because they were not used. Net position on the Statement of Net Position include the following:

Net Investment in Capital Assets– The component of net position that consists of the historical cost of capital assets less both the accumulated depreciation and the outstanding balance of debt, excluding unspent proceeds, that is directly attributable to the acquisition, construction or improvement of these capital assets.

Restricted for Buildings – The component of net position that reports the excess of property taxes and other revenue collected in excess of expenses for operation of the District’s buildings.

Restricted for School Organizations – The component of net position that report the assets restricted for use by student organizations and extracurricular activities.

Restricted for OPEB -- The component of net position that report the assets restricted for use by other postemployment benefits plan.

Unrestricted – The difference between assets and liabilities that is not reported as restricted for any particular purpose.

### *Governmental Fund Financial Statements*

The governmental fund financial statements present fund balances based on classifications that comprise a hierarchy that is based primarily on the extent to which the District is bound to honor constraints on the specific purposes for which amounts in the respective governmental funds can be spent. The classifications used in the governmental fund financial statements are as follows:

- Nonspendable: This classification includes amounts that cannot be spent because they are either (a) not in spendable form or (b) are legally or contractually required to be maintained intact. The District does not have any funds classified as nonspendable as of June 30, 2021.
- Restricted: This classification includes amounts for which constraints have been placed on the use of the resources either (a) externally imposed by creditors (such as through a debt covenant), grantors, contributors, or laws or regulations of other governments, or (b) imposed by law through constitutional provisions or enabling legislation. The District has classified Building Fund revenue from levy as being restricted because the use is restricted by State Statute for capital expenditures.
- Committed: This classification includes amounts that can be used only for specific purposes pursuant to constraints imposed by formal action of the Board of Education. These amounts cannot be used for any other purpose unless the Board removes or changes the specified use by taking the same type of action (resolution) that was employed when the funds were initially committed. This classification also includes contractual obligations to the extent that existing resources have been specifically committed for use in satisfying those contractual requirements. The District has classified

## NOTES TO FINANCIAL STATEMENTS

---

school program activities as being committed because their use is imposed by the Board of Education regarding use of the funds.

- Assigned: This classification includes amounts that are constrained by the District's intent to be used for a specific purpose but are neither restricted nor committed. This intent can be expressed by the Board or through the Board delegating this responsibility to the superintendent through the budgetary process. This classification also includes the remaining positive fund balance for all governmental funds except for the General Fund. The District has assigned interest earnings to the funds where earned for the purposes defined by the fund.
- Unassigned: This classification includes the residual fund balance for the General Fund. The Unassigned classification also includes negative residual fund balance of any other governmental fund that cannot be eliminated by offsetting of Assigned fund balance amounts.

### *Subsequent Events*

Management has evaluated subsequent events through March 7, 2021, which is the date the financial statements were available to be issued.

## NOTE 2 - CASH AND INVESTMENTS

### *Deposits*

At June 30, 2021, the bank balance of deposits was \$18,155,673.

Custodial credit risk is the risk that in the event of a bank failure, the District's deposits may not be returned to it. State statutes require collateral for all deposits in excess of federally insured amounts. The District policy for custodial credit risk requires compliance with the provisions of state law. At June 30, 2021, the District was not exposed to custodial credit risk.

## NOTE 3 - LONG-TERM LIABILITIES

The long-term liability balances and activity for the year were as follows:

NOTES TO FINANCIAL STATEMENTS

	Beginning Balance	Additions	Reductions	Ending Balance	Amount Due Within One Year
Compensated absences	\$ 619,512	\$ 83,225	\$ -	\$ 702,737	\$ -
Capital leases					
2019 Capital Lease	5,386,437	2,113,563	1,250,000	6,250,000	1,000,000
2020 Capital Lease	697,979	6,802,021	1,250,000	6,250,000	1,000,000
	6,084,416	8,915,584	2,500,000	12,500,000	2,000,000
	\$ 6,703,928	\$ 8,998,809	\$ 2,500,000	\$ 13,202,737	\$ 2,000,000
Net pension liability				13,111,156	
Total governmental activity long-term liabilities				\$ 26,313,893	

Compensated absences are generally liquidated by the general fund. The capital lease will be liquidated by the building fund.

Future minimum lease payments are:

Year Ended June 30,	Principal Amount	Interest Amount	Total
2022	2,000,000	312,500	2,312,500
2023	1,800,000	262,500	2,062,500
2024	1,700,000	217,500	1,917,500
2025	1,600,000	175,000	1,775,000
2026	1,400,000	135,000.00	1,535,000
Thereafter	4,000,000	250,000	4,250,000
	\$ 12,500,000	\$ 1,352,500	\$ 13,852,500

**NOTE 4 - EMPLOYEE RETIREMENT SYSTEM**

Teachers' Retirement Plan of Oklahoma

Plan Description – The Oklahoma Teachers' Retirement Plan is a cost-sharing multiple-employer defined benefit pension plan administered by the Oklahoma Teachers' Retirement System (the System). The System provides retirement and disability benefits, annual cost of living adjustments, and death benefits to plan members and beneficiaries. The ability to establish and amend benefit provisions is the responsibility of the state legislature. The System issues a publicly available financial report that includes financial statements and required supplementary information for the employees of the District. The System issues a publicly available financial report that can be obtained at <http://www.ok.gov/trs/>.

Benefits Provided – The System provides defined retirement benefits based on members' final compensation, age, and term of service. In addition, the retirement program provides for benefits upon disability and to survivors upon the death of eligible members. Title 70 O.S. Sec. 17-105 defines all retirement benefits. The authority to establish and amend benefit provisions rests with the State Legislature.

Contributions – In accordance with *Oklahoma Statutes*, System members are required to contribute 7.00% of applicable compensation. For the year ended June 30, 2021, qualifying employee contributions were reduced by a

## NOTES TO FINANCIAL STATEMENTS

retirement credit of \$49,111 provided by Enrolled House Bill 1873 and paid by the State of Oklahoma as on-behalf payments. For the year ended June 30, 2021, the District had a statutory contribution rate of 9.5% plus 7.7% as a match for salaries funded by federal programs. The contribution requirements of System members and the District are established and may be amended by the state legislature. For the year ended June 30, 2021, the District contributions to the System for were \$643,558.

The State of Oklahoma, a non-employer contributing entity, provides funds through 5% of the State's sales, use, corporate and individual income taxes collected. The System receives 1% of the cigarette taxes collected by the State and 5% of net lottery proceeds collected by the State. The District's estimated share of these contributions based on their covered payroll for the measurement period was \$453,764.

### Pension Liabilities, Pension Expense, and Deferred Outflows of Resources and Deferred Inflows of Resources related to Pensions

At June 30, 2021, the District reported a liability of \$13,111,156 for its proportionate share of the net pension liability. The net pension liability was measured as of June 30, 2020, and the total pension liability used to calculate the net pension liability was determined by an actuarial valuation as of that date. The District's proportion of the net pension liability was based on a projection of the District's long-term share of the contributions to the pension plan relative to the projected contributions of all participating school districts, actuarially determined. At June 30, 2020, the District's proportion was 0.137424626%, which was a decrease of .00555% from its proportion measured as of June 30, 2019.

For the year ended June 30 2021, the District recognized pension expense (credit) of \$2,491,377. At June 30, 2021, the District reported deferred outflows of resources and deferred inflows of resources related to pensions from the following sources:

	Deferred Outflow of Resources	Deferred Inflow of Resources
Differences between expected and actual experience	\$ 634,082	\$ 220,602
Changes of assumptions	1,597,351	188,179
Net difference between projected and actual earnings on pension plan investments	1,122,759	-
Changes in proportion and differences between District contributions and proportionate share of contributions	262,490	858,171
District contributions subsequent to the measurement date	643,558	-
	<u>\$ 4,260,240</u>	<u>\$ 1,266,952</u>

\$634,558 reported as deferred outflows of resources related to pensions resulting from District contributions subsequent to the measurement date will be recognized as a reduction of the net pension liability in the year ended June 30, 2022. Other amounts reported as deferred outflows of resources and deferred inflows of resources related to pension will be recognized in pension expense as follows:

**NOTES TO FINANCIAL STATEMENTS**

Year Ended	
2022	\$ 417,360
2023	560,295
2024	587,723
2025	728,006
2026	118,406
Thereafter	(62,060)
	<u>\$ 2,349,730</u>

Actuarial assumptions – The total pension liability in the June 30, 2020 actuarial valuation was determined using the following actuarial assumptions, applied to all periods included in the measurement:

- Actuarial Cost Method – Entry Age Normal
- Amortization Method – Level Percentage of Payroll
- Amortization Period – Amortization over an open 30-year period
- Asset Valuation Method – 5-year smooth market
- Inflation – 2.5%
- Salary Increases – Composed of 3.25 %wage inflation, including 2.50 percent price inflation, plus a service-related component ranging from 0.00 percent to 8.00 percent based on years of service.
- Investment Rate of Return – 7.5%
- Retirement Age – Experience-based table of rates based on age, service, and gender. Adopted by the TRS Board in May, 2015, in conjunction with five year experience study for the period ending June 30, 2014
- Mortality – Males: RP-2000 Combined Healthy Mortality Table for males with White Collar Mortality Rates after Retirement – Males: RP-2000 Combined Healthy Mortality Table for males with White Collar Adjustments. Generational mortality improvements in accordance with Scale BB from the table’s base year of 2000. Females: GRS Southwest Region Teacher Mortality Table, scaled to 105%. Generational mortality improvements in accordance with Scale BB from the table’s base year of 2012.
- Mortality Rates for Active Members – RP-2000 Employee Mortality tables, with male rates multiplied by 60% and female rates multiplied by 50%.

The long-term expected rate of return on pension plan investments was determined using a building block method in which best estimate ranges of expected future real rates of return (expected returns, net of pension plan investment expense and inflation) are developed for each major asset class. These ranges are combined to produce the long-term expected rate of return by weighting the expected future real rates of return by the target asset allocation percentage and by adding expecting inflation.

The target asset allocation and best estimates of arithmetic expected real rates of return for each major asset class as of June 30, 2020 (measurement year), are summarized in the following table:

<u>Asset Class</u>	<u>Target Allocation</u>	<u>Long-Term Expected Real Rate of Return</u>
Domestic Fixed Income	22.00%	2.50%
Domestic Equity	43.50%	7.50%
International Equity	19.00%	8.50%
Real Estate	9.00%	4.50%
Alternative Assets	6.50%	6.20%
	<u>100.00%</u>	

Discount rate – A single discount rate of 7.00% was used to measure the total pension liability as of June 30, 2016. Previously, a rate of 7.50% was used. This single discount rate was based solely on the expected rate of return on pension plan investments of 7.00%. Based on the stated assumptions and the projection of cash flows, the pension

**NOTES TO FINANCIAL STATEMENTS**

plan's fiduciary net position and future contributions were projected to be available to finance all projected future benefit payments of current plan members. Therefore, the long-term expected rate of return on pension plan investments was applied to all periods of projected benefit payments to determine the total pension liability. The projections of cash flows used to determine this single discount rate assumed that plan member and employer contributions will be made at the current statutory levels and remain a level percentage of payrolls. The projection also assumed the state's contribution plus the matching contributions will remain a constant percent of the projected member payroll based on the past five years of actual contributions.

Sensitivity of the District's proportionate share of the net pension liability to changes in the discount rate – The following presents the District's proportionate share of the net pension liability calculated using the discount rate of 7.00%, as well as what the District's proportionate share of the net pension liability would be if it were calculated using a discount rate that is 1-percentage-point lower (6.00%) or 1-percentage-point higher (8.00%) than the current rate:

	1% Decrease (6.0%)	Current Discount Rate (7.0%)	1% Increase (8.0%)
District's Proportionate share of the net pension liability	\$ 17,383,937	\$ 13,111,156	\$ 9,416,459

Pension plan fiduciary net position – Detailed information about the pension plan's fiduciary net position is available in the separately issued TRS financial report that can be obtained at <http://www.ok.gov/trs/>.

**NOTE 5 Other Post-Employment Benefits (OPEB)**

In addition to the retirement plan described in Note 4, the District participates in the state-administered Supplemental Health Insurance Program (OPEB Plan) within Teachers' Retirement System of Oklahoma (the OPEB System), which is a cost-sharing multiple-employer defined benefit OPEB plan administered by the Teacher Retirement System (TRS).

Plan Description – The OPEB System provides pays a monthly health insurance premium supplement for each retired member who is enrolled in the health insurance plan provided by the State and Education Employees Group Health and Dental Insurance plan or in an insurance program provided by a participating education employer who provides health insurance coverage to former employees, provided the retired member had at least ten (10) years of Oklahoma service prior to retirement.

Benefits Provided – All retirees are eligible except for special retirees (as defined) and spouses and beneficiaries as long as they have at least 10 years of service. Retirees who elect such coverage receive the smaller of (i) a Medicare supplement benefit, if eligible, or (ii) an amount between \$100 and \$105 per month, depending on service and final average compensation. Payments made on the retirees' behalf to the Employees Group Insurance Division of the Office of Management and Enterprise Services, if the member continues health coverage under that Plan, or (ii) to the member's former employer, if the member retains health coverage under a plan maintained by the former employer.

Contributions – Employer and employee contributions are made based upon the TRS Plan provisions contained in State Statute Title 70, as amended. However, the statutes do not specify or identify any particular contribution source to pay the health insurance subsidy. The cost of the subsidy averages 0.15% of normal cost, as determined by an actuarial valuation.

OPEB (Assets) Liabilities, OPEB Expense, and Deferred Outflows of Resources and Deferred Inflows of Resources related to OPEB

**NOTES TO FINANCIAL STATEMENTS**

At June 30, 2021, the District reported an asset of (\$13,597) for its proportionate share of the net OPEB asset. The net OPEB asset was measured as of June 30, 2020, and the total OPEB asset used to calculate the net OPEB asset was determined by an actuarial valuation as of that date. The District's proportion of the net OPEB asset was based on a projection of the District's long-term share of the contributions to the OPEB plan relative to the projected contributions of all participating school districts, actuarially determined. At June 30, 2020, the District's proportion was 0.113724626%, as compared to its proportion share of 0.14280339% measured as of June 30, 2019

For the year ended June 30 2021, the District recognized OPEB expense (credit) of \$6,643. At June 30, 2021, the District reported deferred outflows of resources and deferred inflows of resources related to OPEB from the following sources:

	Deferred Outflow of Resources	Deferred Inflow of Resources
Differences between expected and actual experience	\$ -	\$ 29,869
Changes of assumptions	29,418	-
Net difference between projected and actual earnings on pension plan investments	29,697	-
Changes in proportion and differences between District contributions and proportionate share of contributions	9,063	59
District contributions subsequent to the measurement date	8,550	-
	<u>\$ 76,728</u>	<u>\$ 29,928</u>

\$8,550 reported as deferred outflows of resources related to OPEB resulting from District contributions subsequent to the measurement date will be recognized as an increase of the net OPEB asset in the measurement year ended June 30, 2022. Other amounts reported as deferred outflows of resources and deferred inflows of resources related to pension will be recognized in pension expense as follows:

Year Ended	
2022	\$ (1,237)
2023	7,495
2024	12,609
2025	11,581
2026	4,316
Thereafter	3,486
	<u>\$ 38,250</u>

See Note 4. Employee pension plans for Actuarial assumptions, measurement, discount rate, long-term expected rate of return and target asset allocation

An assumption change was made to the OPEB Plan during the current valuation lowering the rate of participation in the supplemental insurance benefit from 100% to 50%, based on historical data. The benefits are only available to those retirees that participate and have at least 10 years of service credit at retirement.

Sensitivity of the District's proportionate share of the net OPEB asset to changes in the discount rate – The following presents the District's proportionate share of the net OPEB asset calculated using the discount rate of 7.00%, as well as what the District's proportionate share of the net OPEB asset would be if it were calculated using a discount rate that is 1-percentage-point lower (6.00%) or 1-percentage-point higher (8.00%) than the current rate:

**NOTES TO FINANCIAL STATEMENTS**

	1% Decrease (6.0%)	Current Discount Rate (7.0%)	1% Increase (8.0%)
District's Proportionate share of the net pension liability	<u>\$ 49,357</u>	<u>\$ (13,597)</u>	<u>\$ (66,980)</u>

Due to the structure of the OPEB plan, healthcare cost trend rate sensitivity analysis is not meaningful.

OPEB plan fiduciary net position – Detailed information about the OPEB plan’s fiduciary net position is available in the separately issued TRS financial report that can be obtained at <http://www.ok.gov/trs/>.

**NOTE 6 – FUND BALANCES – GOVERNMENTAL FUNDS**

As of June 30, 2021, fund balances, other than unassigned are composed of the following:

	General Fund	Building Fund	Activity Fund
Restricted			
Buildings	-	9,193,297	-
Committed			
Student Activities	-	-	10,650
Prior Year Encumbrances	735,987	-	-
Assigned			
Buildings	-	98,229	-
Next year budget	8,831,172	-	-
Unassigned	-	-	-
	<u>\$9,567,159</u>	<u>\$ 9,291,526</u>	<u>\$ 10,650</u>

The District would typically use restricted fund balances first, followed by committed resources, and then assigned resources, as appropriate opportunities arise, but reserves the right to selectively spend unassigned resources first to defer the use of these other classified funds.

**NOTE 7 – CONTINGENCIES AND COMMITMENTS**

Amounts received or receivable from grantor agencies are subject to audit and adjustment by grantor agencies. Any disallowed claims, including amounts already collected, may constitute a liability of the applicable funds. The amount, if any, of expenditures which may be disallowed by the grantor cannot be determined at this time although the District expects such amounts, if any, to be immaterial.

The District is exposed to various risks of loss related to torts; theft of, damage to and destruction of assets; errors and omissions and natural disasters for which the District carries commercial insurance. There have been no significant reductions in coverage from the prior year and settlements have not exceeded coverage in the past three years.

The School also participates in a risk pool for Workers' Compensation coverage in which there is a transfer or pooling risks amount the participants of that pool. In accordance with professional standards, the District reports the required contribution to the pool, net of refunds, as insurance expense. The risk pool is the Oklahoma School Assurance group (OSAG), an organization formed for the purpose of providing workers' compensation coverage to participating schools in the State of Oklahoma. In that capacity, OSAG is responsible for providing loss control services and certain fiscal activities, including obtaining contract arrangements for the underwriting, excess insurance agreements, claims processing, and legal defense for any and all claims submitted to them during the plan

## NOTES TO FINANCIAL STATEMENTS

---

year. As a member of OSAG, the District is required to pay fees set by OSAG according to an established payment schedule. A portion of the fees paid by the District goes into a loss fund for the District. The fee for the loss fund is calculated by projecting losses based on the District's losses for the last five years. OSAG provides coverage in excess of the Loss Fund so the District's liability for claim loss is limited to the balance of the loss fund. If the District does not use their loss fund in three years, it is returned to them with no interest.

The District is also a member of the Oklahoma Public School Unemployment Compensation Program. In this program, the District is required to make a deposit based on past experience for potential unemployment claims. The funds for each District are kept separate. The money contributed by each District does not earn interest and is fully insured. If the District has claims in excess of the amount of their account, they would be liable for the excess.

The District continues to evaluate the impact of the COVID-19 pandemic. The specific impact is not readily determinable, but it is reasonably possible that the virus could have a negative effect on the District's financial position and results of operations.

### NOTE 8 - RISK MANAGEMENT

The District is exposed to various risks of loss related to torts; theft of, damage to and destruction of assets; errors and omissions and natural disasters for which the District carries commercial insurance. There have been no significant reductions in coverage from the prior year and settlements have not exceeded coverage in the past three years.

#### Surety Bonds

District Treasurer is bonded with the Western Surety Company in the amount of \$100,000.00. The bond number is 14236930, dated July 1, 2020 to July 1, 2021.

Superintendent is bonded with the Western Surety Company in the amount of \$100,000.00. The bond number is 15318144, dated July 1, 2020 to July 1, 2021.

Encumbrance Clerk is bonded with the Western Surety Company in the amount of \$100,000.00. The bond number is 15318786, dated July 1, 2020 to July 1, 2021.

The District maintains a Public Employee Position Schedule Bond with the Western Surety Company. The bond number is 14236929, dated July 1, 2020 to July 1, 2021. Coverage includes the following positions:

Assistant Activity Fund Custodian (2)	\$1,000.00 each
Minute Clerk	1,000.00
Encumbrance Clerk	1,000.00
Assistant Minute Clerk	1,000.00
Activity Fund Custodian	1,000.00
Cashiers	1,000.00 each

### NOTE 9 - CAPITAL ASSETS

Capital asset activity for the year ended June 30, 2021, was as follows:

## NOTES TO FINANCIAL STATEMENTS

	Beginning Balances	Restatement	Increases	Ending Decreases	Balances
Capital assets not being depreciated:					
Land	\$ 3,220,459		\$ 1,332,810	\$ -	\$ 4,553,269
Construction in progress	4,402,882		4,301,885	4,402,882	4,301,885
Total capital assets not being depreciated	<u>7,623,341</u>		<u>5,634,695</u>	<u>4,402,882</u>	<u>8,855,154</u>
Capital assets being depreciated:					
Buildings and improvements	17,533,818		5,564,703		23,098,521
Equipment & Autos	4,707,347		1,091,835		5,799,182
Total capital assets being depreciated	<u>22,241,165</u>	-	<u>6,656,538</u>	-	<u>28,897,703</u>
Less accumulated depreciation for:					
Buildings and improvements	7,608,046		655,717		8,263,763
Equipment & Autos	3,523,869	(29,867)	407,456		3,901,458
Total accumulated depreciation	<u>11,131,915</u>	<u>(29,867)</u>	<u>1,063,173</u>	-	<u>12,165,221</u>
Total capital assets being depreciated, net	<u>11,109,250</u>	<u>29,867</u>	<u>5,593,365</u>	-	<u>16,732,482</u>
Governmental activity capital assets, net	<u>\$ 18,732,591</u>	<u>\$ 29,867</u>	<u>\$ 11,228,060</u>	<u>\$ 4,402,882</u>	<u>\$ 25,587,636</u>

Depreciation expense was not allocated to the various functions because the District believes all functions are supported equally.

### NOTE 10 TAX ABATEMENT

The State of Oklahoma has authorized by Oklahoma Statutes 62-850 the creation of tax increment financing (TIF) districts. These districts are intended to provide incentives and exemptions from taxation within certain areas to encourage investment, development and economic growth. These TIF districts reduce the ad valorem taxes remitted to the District over the term of the agreements.

Oklahoma Statues title 31 offers a homestead exemption of up to 1 acre property in an urban area or 160 acres in a rural area. These homestead exemptions reduce the ad valorem taxes remitted to the District.

For the year ended June 30, 2021, abated property taxes were approximately \$3,149,000.

### NOTE 11 – NEW GASB STANDARDS

The District implemented the following GASB Statements:

- GASB Statement No. 84, *Fiduciary Activities* establishes general criteria for determining when a governmental unit has a fiduciary role for managing certain types of assets. The focus of the criteria generally is on (a) whether the government is controlling the assets of the fiduciary activity and (b) the beneficiaries with whom the fiduciary relationship exists. The provisions of this statement are effective for reporting periods beginning after December 15, 2019.

The following pronouncements will be effective in the future: Management has evaluated these statements as having an impact on the District or potential impact in the future.

- GASBS Statement No. 87, *Leases*, which supersedes current guidance on leases and establishes that leases are a financing arrangement for the right to use an underlying asset. The standard requires the government to record a lease liability and capitalize and amortize the underlying asset over the shorter of the asset life or the lease term. It provides an exception for short-term leases (e.g., less than 12 months) and requires leases that transfer ownership of the underlying asset to be accounted for as a financed purchase. Lease disclosure requirements are also amended. GASBS No. 87 is effective for periods beginning after December 15, 2019. (Postposed by GASB 95)

## NOTES TO FINANCIAL STATEMENTS

---

- GASBS Statement No. 89, *Accounting for Interest Cost Incurred Before End of a Construction Period*, establishes accounting requirements for interest cost incurred before the end of a construction period. This Statement requires that interest cost incurred before the end of a construction period be recognized as an expense in the period in which the cost is incurred for financial statements prepared using the economic resources measurement focus. As a result, interest cost incurred before the end of a construction period will not be included in the historical cost of a capital asset reported in a business-type activity or enterprise fund. The provisions of this statement are effective for reporting periods beginning after December 15, 2019. . (Postposed by GASB 95)
- GASBS Statement No. 90, *Majority Equity Interest – An Amendment of GASB Statements 14 and 61*, defines a majority equity interest and specifies that a majority equity interest in a legally separate organization should be reported as an investment if a government’s holding of the equity interest meets the definition of an investment. A majority equity interest that meets the definition of an investment should be measured using the equity method, unless it is held by a special-purpose government engaged only in fiduciary activities, a fiduciary fund, or an endowment (including permanent and term endowments) or permanent fund. Those governments and funds should measure the majority equity interest at fair value. The provisions of this statement are effective for reporting periods beginning after December 15, 2018. . (Postposed by GASB 95)
- GASBS Statement No. 91, *Conduit Debt*, clarifies the existing definition of a conduit debt obligation; establishing that a conduit debt obligation is not a liability of the issuer; establishing standards for accounting and financial reporting of additional commitments and voluntary commitments extended by issuers and arrangements associated with conduit debt obligations; and improving required note disclosures. The provisions of this statement are effective for reporting periods beginning after December 15, 2020. . (Postposed by GASB 95).
- GASBS Statement No. 92, *Omnibus 2020*, enhances comparability in accounting and financial reporting and improves the consistency of authoritative literature by addressing practice issue that have been identified during implementation and application of certain GASB statements. The provisions of this statement are effective based on various GASB statements affected.
- GASBS Statement No. 93, *Replacement of Interbank Offered Rates*, addresses replacement of rates used in computing derivative instruments and other accounting and financial reporting implications that result from the replacement of an interbank offered rate (IBOR). The provisions of this statement are effective reporting periods beginning after June 15 , 2020 except for paragraphs 11b, 13, and 14 are effective for reporting periods beginning after June 15, 2021.
- GASBS Statement No. 94, *Public-Private and Public-Public Partnerships and Availability Payment Arrangements*, improves financial reporting by addressing issues related to public-private and public-public partnership arrangements (PPPs). The provisions of this statement are effective reporting periods beginning after June 15, 2022.
- GASBS Statement No. 96, *Subscription-Based Information Technology Arrangements*, provides guidance on the accounting and financial reporting for subscription-based information technology arrangements for government end users. The provisions of this statement are effective reporting periods beginning after June 15, 2022
- GASBS Statement No. 98, *The Annual Comprehensive Financial Report*, establishes the term annual comprehensive financial report (ACFR). This term replaces the term comprehensive annual financial report (CAFR). The provisions of this statement are effective reporting periods beginning after December 15, 2021

### NOTE 12 – PRIOR PERIOD RESTATEMENT

#### Building Fund

## NOTES TO FINANCIAL STATEMENTS

---

Beginning fund balance of the building fund has been restated on the fund basis financial statements to record a prior period adjustment to record expenses from lease purchase funds that were not recorded in prior years. A reconciliation of the prior period ending fund balance to the current year beginning fund balance for the general fund is as follows:

	<u>Building Fund</u>
Beginning Fund Balance	\$ 9,311,110
Adjustment to correct restricted cash and lease proceeds	(596,154)
Revenue	
Beginning Fund Balance, as restated	<u>\$ 8,714,956</u>

The above adjustment had no impact on the current year change in fund balance and decreased the prior year change in fund balance by \$596,154.

### Governmental Activities

Beginning net position of the Governmental Activities in the government-wide Statement of Net Position has been restated to record a prior period adjustment to correct accumulated depreciation and the effect of the adjustment above to building fund. A reconciliation of the prior period ending fund balance to the current year beginning fund balance for the general fund is as follows:

	Governmental Activities
Beginning Net Position	\$22,670,879
Adjustment to correct restricted cash and lease proceeds	(596,154)
Adjustment to correct accumulated depreciation	<u>29,867</u>
Beginning Net Position, as restated	<u>\$22,104,592</u>

The above adjustment had no impact on the current year change in fund balance and decreased the prior year change in net position by \$566,287.

**AUTRY TECHNOLOGY CENTER #V-15**  
**BUDGETARY COMPARISON SCHEDULE – GENERAL FUND (UNAUDITED)**  
**FOR THE YEAR ENDED JUNE 30, 2021**

	Budgeted Amounts		Actual Amounts		Variance with Final Budget	
	Original	Final	Budgetary Basis		Positive	(Negative)
	\$	\$	\$	\$	Original to Final	Final to Actual
Budgetary fund balance, July 1	8,516,423	8,516,423	8,516,423	8,516,423	-	-
Resources (inflows)						
Local sources	7,809,937	7,809,937	9,038,594	9,038,594	-	1,228,657
State sources	3,573,791	3,573,791	3,572,265	3,572,265	-	(1,526)
Federal Sources	192,646	192,646	533,231	533,231	-	340,585
Other	-	-	63,881	63,881	-	63,881
Total resources	11,576,374	11,576,374	13,207,971	13,207,971	-	1,631,597
Amounts available for appropriation	20,092,797	20,092,797	21,724,394	21,724,394	-	1,631,597
Charges to appropriations (outflows)						
Instruction	12,321,349	12,321,349	4,994,537	4,994,537	-	7,326,812
Support services	7,414,846	7,414,846	7,224,586	7,224,586	-	190,260
Non-instruction services	317,897	317,897	317,897	317,897	-	-
Capital outlay	150	150	150	150	-	-
Other outlays	38,555	38,555	38,555	38,555	-	-
Total charges to appropriations	20,092,797	20,092,797	12,575,725	12,575,725	-	7,517,072
Budgetary fund balance, June 30	\$ -	\$ -	\$ 9,148,669	\$ 9,148,669	\$ -	\$ 9,148,669
Accounts receivable not recognized as revenue for budgetary basis			(132,634)	(132,634)		
Accounts Payable not recognized as expenditures for budgetary basis			(184,857)	(184,857)		
Encumbrances not recognized as expenditures for GAAP basis			735,981	735,981		
Fund Balance, End of year GAAP Basis			\$ 9,567,159	\$ 9,567,159		

**AUTRY TECHNOLOGY CENTER #V-15**  
**BUDGETARY COMPARISON SCHEDULE -- BUILDING FUND (UNAUDITED)**  
**YEAR ENDED JUNE 30, 2021**

	Budgeted Amounts		Actual Amounts Budgetary Basis	Variance with Final Budget Positive(Negative)	
	Original	Final		Original to Final	Final to Actual
Budgetary fund balance, July 1	9,014,966	9,014,966	9,014,966	\$ -	\$ -
Resources (inflows)					
Local sources	3,551,815	3,551,815	3,762,215	-	210,400
State sources	-	-	1,316	-	1,316
Other	-	-	7,234	-	7,234
Total resources	3,551,815	3,551,815	3,770,765	-	218,950
Amounts available for appropriation	12,566,781	12,566,781	12,785,731	-	218,950
Charges to appropriations (outflows)					
Instruction	-	-	1,008,941	-	(1,008,941)
Support services	12,566,780	12,566,780	950,710	-	11,616,070
Capital outlay	-	-	1,651,908	-	(1,651,908)
Other Outlays	-	-	2,916,146	-	(2,916,146)
Total charges to appropriations	12,566,780	12,566,780	6,527,705	-	6,039,075
Budgetary fund balance, June 30	\$ 1	\$ 1	\$ 6,258,026	\$ -	\$ 6,258,025
Accounts receivable not recognized as revenue for budgetary basis			21,733		
Accounts Payable not recognized as expenditures for budgetary basis			(14,600)		
Encumbrances not recognized as expenditures for GAAP basis			1,186,045		
Fund Balance, End of year GAAP Basis			\$ 9,291,526		

**AUTRY TECHNOLOGY CENTER #V-15  
 SCHEDULE OF THE DISTRICT'S PROPORTIONATE SHARE OF THE  
 NET PENSION LIABILITY (UNAUDITED)  
 TEACHERS' RETIREMENT PLAN  
 YEAR ENDED JUNE 30, 2021**

Measurement year	<u>2020</u>	<u>2019</u>	<u>2018</u>	<u>2017</u>	<u>2016</u>	<u>2015</u>	<u>2014</u>	<u>2013</u>
District's portion of the net pension liability (asset)	0.13724626%	0.14280339%	0.15337147%	0.15853854%	0.14760553%	0.14689417%	0.13010258%	0.13010258%
District's proportionate share of the net pension liability (asset)	13,111,156	8,900,995	9,269,943	10,497,338	12,368,077	8,004,818	6,999,345	9,311,933
District's covered employee payroll	6,774,295	7,023,421	6,945,832	6,620,968	6,601,000	6,474,463	6,041,832	6,067,779
District's proportionate share of the net pension liability (asset) as a percentage of its covered employee payroll	193.54%	126.73%	133.46%	158.55%	187.37%	123.64%	115.85%	153.47%
Plan fiduciary net position as a percentage of the total pension liability	63.54%	71.54%	72.71%	69.92%	62.24%	70.31%	72.43%	62.18%

Information to present a 10-year schedule is not currently available

**AUTRY TECHNOLOGY CENTER #V-15  
 SCHEDULE OF DISTRICT'S CONTRIBUTIONS (UNAUDITED)  
 TEACHERS' RETIREMENT PLAN  
 YEAR ENDED JUNE 30, 2021**

	<u>2021</u>	<u>2020</u>	<u>2019</u>	<u>2018</u>	<u>2017</u>	<u>2016</u>	<u>2015</u>	<u>2014</u>	<u>2013</u>
Contractually required contribution	\$ 643,558	\$ 667,225	\$ 665,400	\$ 659,854	\$ 628,992	\$ 627,095	\$ 615,074	\$ 573,974	\$ 576,439
Contributions in relation to the contractually required contribution	643,558	667,225	665,400	659,854	628,992	627,095	615,074	573,974	576,439
Contribution deficiency (excess)	-	-	-	-	-	-	-	-	-
District's covered payroll	6,774,295	7,023,421	7,004,211	6,945,832	6,620,968	6,601,000	6,474,463	6,041,832	6,067,779
Contributions as a percentage of Covered employee Payroll	9.50%	9.50%	9.50%	9.50%	9.50%	9.50%	9.50%	9.50%	9.50%

Information to present a 10-year schedule is not currently available

**AUTRY TECHNOLOGY CENTER #V-15**  
**SCHEDULE OF THE DISTRICT'S PROPORTIONATE SHARE OF THE**  
**NET OPEB LIABILITY (ASSET) (UNAUDITED)**  
**YEAR ENDED JUNE 30, 2021**

Measurement Year	<u>2020</u>	<u>2019</u>	<u>2018</u>	<u>2017</u>
District's portion of the net OPEB liability (asset)	0.13724626%	0.14280339%	0.14760553%	0.14689417%
District's proportionate share of the net OPEB liability (asset)	(13,597)	(99,322)	(102,217)	(159,255)
District's covered employee payroll	6,774,295	7,023,421	7,004,211	6,945,832
District's proportionate share of the net OPEB liability (asset) as a percentage of its covered employee payroll	0.20%	1.41%	1.46%	2.29%
Plan fiduciary net position as a percentage of the total OPEB	115.07%	115.07%	115.41%	110.40%

Information to present a 10-year schedule is not currently available

**AUTRY TECHNOLOGY CENTER #V-15**  
**SCHEDULE OF DISTRICT'S OPEB CONTRIBUTIONS (UNAUDITED)**  
**YEAR ENDED JUNE 30, 2021**

	<u>2021</u>	<u>2020</u>	<u>2019</u>	<u>2018</u>	<u>2017</u>
Contractually required contribution	\$ 8,550	\$ 1,256	\$ 1,253	\$ 11,055	\$ 10,326
Contributions in relation to the contractually required contribution	8,550	1,256	1,253	11,055	10,326
Contribution deficiency (excess)	-	-	-	-	-
District's covered payroll	6,774,295	7,023,421	7,004,211	6,945,832	6,620,968
Contributions as a percentage of Covered employee Payroll	0.13%	0.02%	0.02%	0.16%	0.16%

Information to present a 10-year schedule is not currently available

**AUTRY TECHNOLOGY CENTER #V-15**  
**NOTE TO REQUIRED SUPPLEMENTARY INFORMATION**  
**YEAR ENDED JUNE 30, 2021**

---

Note 1: Budgeting and Budgetary Control

The District is required by state law to prepare an annual budget. No later than October 1, each board of education shall prepare a financial statement and estimate of needs to be filed with the applicable county clerk and the State Department of Education. Once the county excise board has approved the estimate of needs, the board shall adopt a final budget within 45 days or the second regularly scheduled board meeting. No later than 15 days prior to adoption of a final budget, the board must conduct a public hearing for the purposes of taking public comments. The final budget may be revised upon approval of the board of education in open meeting.

Under current Oklahoma Statutes a formal budget is required for general, building, sinking, child nutrition and coop funds, as applicable to the district. Budgets are presented include the originally approved budgeted appropriations for expenditures and final budgeted appropriations as adjusted for supplemental appropriations and approved transfers between budget categories. Budgets generally assume the expenditure of all available resources. Therefore, when the legal budget is prepared, it is assumed these funds will not have a carryover balance to subsequent year.

A budget is legally adopted by the Board of Education for the General Fund and Building Fund that includes revenues and expenditures.

Note 2: Changes of Assumptions

The assumption change in fiscal year 2015 is attributable to the new assumptions adopted by the TRS board in May, 2015.

The assumption change in fiscal year 2016 is attributable to the new economic assumptions adopted by the TRS board in September, 2016.

The assumption change in fiscal year 2017 is attributable to the change in assumed election rate for the assumed election rate for the Supplemental Medical Insurance benefit adopted by the TRS board in August, 2017.

The assumption change in fiscal year 2020 is attributable to the new assumptions adopted by the Board in July, 2020.

AUTRY TECHNOLOGY CENTER #V-15  
GARFIELD COUNTY - OKLAHOMA  
SCHEDULE OF EXPENDITURES OF FEDERAL AWARDS  
ALLOCATIONS & EXPENDITURES  
07/01/20 TO 06/30/21

FEDERAL CFDA NUMBER	PASS- THROUGH GRANTOR'S NUMBER	PROGRAM OR AWARD AMOUNT	CASH/(ACCRUED) OR DEFERRED REVENUE AT		RECEIPTS OR REVENUE RECOGNIZED	DISBURSEMENTS/ EXPENDITURES	CASH/(ACCRUED) OR DEFERRED REVENUE AT JUNE 30, 2021
			JULY 1, 2020	JUNE 30, 2021			
FEDERAL GRANTOR/PASS THROUGH GRANTOR/PROGRAM TITLE							
<u>U.S. Department of Education -</u>							
<u>Direct Programs -</u>							
Direct Programs-Student Financial Aid & Institutional							
Stimulus Funds							
84.425E	415	\$153,677.00	\$76,056.00	\$153,677.00	\$229,733.00	\$0.00	
CARES-HEERF-Student Financial Aid							
84.425N	415	192,646.00	0.00	192,646.00	192,646.00	0.00	
CARES-HEERF-FIPSE							
84.425F	415	5,495.00	5,495.00	0.00	4,008.14	1,486.86	
CARES-HEERF-Institutional Funds							
84.425F	416	340,155.00	0.00	340,155.00	132,376.63	207,778.37	
CARES-HEERF-Institutional Funds							
Total Student Financial Aid & Institutional Stimulus			81,551.00	686,478.00	558,763.77	209,265.23	
PELL Grant	474	444,620.00	0.00	444,620.00	444,620.00	0.00	
PELL Grant Administrative Fee	N/A	430.00	0.00	430.00	430.00	0.00	
Total Student Financial Assistance Cluster			0.00	445,050.00	445,050.00	0.00	
TOTAL FEDERAL FINANCIAL ASSISTANCE			\$81,551.00	\$1,131,528.00	\$1,003,813.77	\$209,265.23	

**AUTRY TECHNOLOGY CENTER #V-15**  
**NOTES TO SCHEDULE OF EXPENDITURES OF FEDERAL AWARDS**  
**JUNE 30, 2021**

---

**Note A: Basis of Presentation**

The accompanying schedule of federal awards (the Schedule) includes the federal award activity of Autry Technology Center, District No. 15 under programs of the federal government for the year ended June 30, 2021. The information in this Schedule is presented in accordance with the requirements of *Title 2 U.S. Code of Federal Regulations Part 220, Uniform Administrative Requirements, Cost Principles and Audit Requirements for Federal Awards* (Uniform Guidance). Because the Schedule presents only a selected portion of the operations of Autry Technology Center, District No. 15 it is not intended to and does not present financial position, changes in financial position or cash flows.

**Note B: Summary of Significant Accounting Policies**

Expenditures reported on the Schedule are reported on using the cash basis of accounting. Some amounts presented in the schedule may differ from amounts presented in, or used in the preparation of the basic financial statements. Such expenditures are recognized following the cost principles contained in the Uniform Guidance, where certain types of expenditures are not allowable or are limited as to reimbursement.

**Note C: Indirect Cost Rate**

Autry Technology Center, District No. 15 has elected not to use the 10% de minimis indirect cost rate allowed under the Uniform Guidance.

**Note D: Subrecipients**

Autry Technology Center, District No. 15 did not have any awards that have been passed through to sub recipients.

AUTRY TECHNOLOGY CENTER #V-15  
 GARFIELD COUNTY - OKLAHOMA  
 STUDENT FINANCIAL ASSISTANCE EXPENDITURES  
 07/01/20 TO 06/30/21

<u>PELL GRANT PROGRAM -</u>	<u>DETAIL</u>	<u>TOTALS</u>
Beginning Accrued Balance Receivable at 6/30/20		\$0.00
<u>Allocations Collected</u>		
Student Grants (21)	434,608.00	
Student Grants (20)	10,012.00	
Administrative Allocation	<u>430.00</u>	<u>\$445,050.00</u>
Net		445,050.00
<u>Expenditures</u>		
Student Grants (21)	434,608.00	
Student Grants (20)	10,012.00	
Administrative Cost Allowance	<u>430.00</u>	
TOTAL		<u>445,050.00</u>
Accrued Balance Receivable at 6/30/21		<u><u>\$0.00</u></u>

# Chas. W. Carroll, P.A.

302 N. Independence  
Independence Tower - Suite 103  
Enid, Oklahoma 73701

Phone 580-234-5468  
Fax 580-234-5425

## INDEPENDENT AUDITOR'S REPORT ON INTERNAL CONTROL OVER FINANCIAL REPORTING AND ON COMPLIANCE AND OTHER MATTERS BASED ON AN AUDIT OF FINANCIAL STATEMENTS PERFORMED IN ACCORDANCE WITH GOVERNMENT AUDITING STANDARDS

Honorable Board of Education  
Autry Technology Center #V-15  
Garfield County, Oklahoma

We have audited in accordance with auditing standards generally accepted in the United States of America and the standards applicable to financial audits contained in *Government Auditing Standards*, issued by the Comptroller General of the United States, the accompanying financial statements of the governmental activities, each major fund and the aggregate remaining fund information of the Autry Technology Center #V-15, Garfield County, Oklahoma, as listed in the Table of Contents, as of and for the year ended June 30, 2021, and the related notes to the financial statements, which collectively comprise the District's basic financial statements and have issued our report thereon dated March 7, 2022.

### **Internal Control Over Financial Reporting**

In planning and performing our audit of the financial statements, we considered the District's internal control over financial reporting (internal control) as a basis for designing the audit procedures that are appropriate in the circumstances for the purpose of expressing our opinion on the financial statements, but not for the purpose of expressing an opinion on the effectiveness of the District's internal control. Accordingly, we do not express an opinion on the effectiveness of the District's internal control.

A deficiency in internal control exists when the design or operation of a control does not allow management or employees, in the normal course of performing their assigned functions, to prevent or detect and correct misstatements on a timely basis. A material weakness is a deficiency, or a combination of deficiencies, in internal control such that there is a reasonable possibility that a material misstatement of the District's financial statements will not be prevented, or detected and corrected on a timely basis. A significant deficiency is a deficiency, or a combination of deficiencies, in internal control that is less severe than a material weakness, yet important enough to merit attention by those charged with governance.


Our consideration of internal control was for the limited purpose described in the first paragraph of this section and was not designed to identify all deficiencies in internal control that might be material weaknesses or significant deficiencies. Given these limitations, during our audit we did not identify any deficiencies in internal control that we consider to be material weaknesses. However, material weaknesses may exist that have not been identified.

### **Compliance and Other Matters**

As part of obtaining reasonable assurance about whether the District's financial statements are free of material misstatement, we performed tests of its compliance with certain provisions of laws, regulations, contracts, and grant agreements, noncompliance with which could have a direct and material effect on the financial statements. However, providing an opinion on compliance with those provisions was not an objective of our audit and, accordingly, we do not express such an opinion. The results of our tests disclosed no instances of noncompliance or other matters that are required to be reported under *Government Auditing Standards*.

**Purpose of this Report**

The purpose of this report is solely to describe the scope of our testing of internal control and compliance and the results of that testing, and not to provide an opinion on the effectiveness of the District's internal control or on compliance. This report is an integral part of an audit performed in accordance with *Government Auditing Standards* in considering the District's internal control and compliance. Accordingly, this communication is not suitable for any other purpose.

  
Chas. W. Carroll, P.A.  
March 7, 2022

# Chas. W. Carroll, P.A.

302 N. Independence  
Independence Tower - Suite 103  
Enid, Oklahoma 73701

Phone 580-234-5468  
Fax 580-234-5425

## INDEPENDENT AUDITOR'S REPORT ON COMPLIANCE FOR EACH MAJOR PROGRAM AND ON INTERNAL CONTROL OVER COMPLIANCE REQUIRED BY *THE UNIFORM GUIDANCE*

Honorable Board of Education  
Autry Technology Center #V-15  
Garfield County, Oklahoma

### **Report on Compliance for Each Major Federal Program**

We have audited Autry Technology Center #V-15, Garfield County, Oklahoma compliance with the types of compliance requirements described in the OMB Compliance Supplement that could have a direct and material effect on each of the District's major federal programs for the year ended June 30, 2021. The District's major federal programs are identified in the summary of auditor's results section of the accompanying schedule of findings and questioned costs.

### **Management's Responsibility**

Management is responsible for compliance with federal statutes, regulations, and the terms and conditions of its federal awards applicable to its federal programs.

### **Auditor's Responsibility**

Our responsibility is to express an opinion on compliance for each of the District's major federal programs based on our audit of the types of compliance requirements referred to above. We conducted our audit of compliance in accordance with auditing standards generally accepted in the United States of America; the standards applicable to financial audits contained in *Government Auditing Standards*, issued by the Comptroller General of the United States and the audit requirements *Title 2 U.S. Code of Federal Regulations Part 200, Uniform Administrative Requirements, Cost Principles, and Audit Requirements for Federal Awards* (Uniform Guidance). Those standards and the Uniform Guidance require that we plan and perform the audit to obtain reasonable assurance about whether noncompliance with the types of compliance requirements referred to above that could have a direct and material effect on a major federal program occurred. An audit includes examining, on a test basis, evidence about the District's compliance with those requirements and performing such other procedures as we considered necessary in the circumstances.

We believe that our audit provides a reasonable basis for our opinion on compliance for each major federal program. However, our audit does not provide a legal determination of the District's compliance.

### **Opinion on Each Major Federal Program**

In our opinion, Autry Technology Center #V-15 complied, in all material respects, with the types of compliance requirements referred to above that could have a direct and material effect on each of its major federal programs for the year ended June 30, 2021.

### **Report on Internal Control over Compliance**


Management of the District is responsible for establishing and maintaining effective internal control over compliance with the types of compliance requirements referred to above. In planning and performing our audit of compliance, we considered the District's internal control over compliance with the types of requirements that could have a direct and material effect on each major federal program to determine the auditing procedures that are appropriate in the circumstances for the purpose of expressing an opinion on

compliance for each major federal program and to test and report on internal control over compliance in accordance with the Uniform Guidance, but not for the purpose of expressing an opinion on the effectiveness of internal control over compliance. Accordingly, we do not express an opinion on the effectiveness of the District's internal control over compliance.

A deficiency in internal control over compliance exists when the design or operation of a control over compliance does not allow management or employees, in the normal course of performing their assigned functions, to prevent or detect and correct noncompliance with a type of compliance requirement of a federal program on a timely basis. A material weakness in internal control over compliance is a deficiency, or combination of deficiencies, in internal control over compliance, such that there is a reasonable possibility that material noncompliance with a type of compliance requirement of a federal program will not be prevented, or detected and corrected, on a timely basis. A significant deficiency in internal control over compliance is a deficiency, or a combination of deficiencies, in internal control over compliance with a type of compliance requirement of a federal program that is less severe than a material weakness in internal control over compliance, yet important enough to merit attention by those charged with governance.

Our consideration of internal control over compliance was for the limited purpose described in the first paragraph of this section and was not designed to identify all deficiencies in internal control over compliance that might be material weaknesses or significant deficiencies. We did not identify any deficiencies in internal control over compliance that we consider to be material weaknesses. However, material weaknesses may exist that have not been identified.

This purpose of this report on internal control over compliance is solely to describe the scope of our testing of internal control over compliance and the results of that testing based on the requirements of the Uniform Guidance. Accordingly, this report is not suitable for any other purpose.



Chas. W. Carroll, P.A.  
March 7, 2022

**AUTRY TECHNOLOGY CENTER NO. 15, GARFIELD COUNTY**  
**SCHEDULE OF FINDINGS AND QUESTIONED COSTS**  
**YEAR ENDED JUNE 30, 2021**

**SECTION 1**

Summary of Auditor's Results

Financial Statements

- |  |             |
|--|-------------|
| 1. Type of auditor's report issued   | Unqualified |
| 2. Internal Control over financial reporting:                                    |             |
| a. Material weaknesses identified?   | No          |
| b. Significant deficiencies identified not considered to be material weaknesses? | No          |
| c. Noncompliance material to the financial statements noted?                     | No          |

Federal Awards

- |  |               |
|--|---------------|
| 1. Internal control over major programs:   |               |
| a. Material weaknesses identified?   | No            |
| b. Significant deficiencies identified not considered to be a material weakness?                         | None reported |
| 2. Type of auditor's report issued on compliance for major programs:                                     | Unqualified   |
| 3. Any audit findings disclosed that are required to be reported in accordance with The Uniform Guidance | None reported |
| 4. Identification of major programs:   |               |
| <u>Name of Federal Program</u>   | <u>CFDA#</u>  |
| HEERF-Student Financial Aid  | 84.425E       |
| HEERF-FIPSE  | 84.425N       |
| HEERF-Institutional Funds  | 84.425F       |
| HEERF-Institutional Funds  | 84.425F       |
| 5. Dollar Threshold used to distinguish between Type A and Type B programs:                              | \$750,000     |
| 6. Auditee qualified as a low-risk auditee?  | No            |

**SECTION 2**

**Financial Statement Findings:**

None Reported

**Major Federal Award Programs Findings and Questioned Costs:**

None Reported

AUTRY TECHNOLOGY CENTER #V-15  
ENID - GARFIELD COUNTY - OKLAHOMA  
JULY 1, 2020 TO JUNE 30, 2021

DISPOSITION OF PRIOR YEAR FINDINGS  
JUNE 30, 2021

None Reported

AUTRY TECHNOLOGY CENTER #V-15  
ENID - GARFIELD COUNTY - OKLAHOMA  
JULY 1, 2020 TO JUNE 30, 2021

PRIOR YEAR AUDIT EXCEPTIONS AND RECOMMENDATIONS

All prior year audit exceptions have since been resolved unless they are presented in the current year audit exceptions and recommendations followed by "A similar exception was presented in the previous year audit report".

AUTRY TECHNOLOGY CENTER #V-15  
 ENID - GARFIELD COUNTY - OKLAHOMA  
 COMBINING STATEMENT OF CHANGES IN ASSETS AND LIABILITIES -  
 REGULATORY BASIS - FIDUCIARY FUND - ACTIVITY FUND  
 07/01/20 TO 06/30/21

<u>ACCOUNT</u>	<u>07/01/20</u>	<u>REVENUES</u>	<u>ADJUSTMENTS</u>	<u>TRANSFERS</u>	<u>EXPENDITURES</u>	<u>06/30/21</u>
N/A - TYSON PARTNERSHIP	\$0.00	\$0.00	\$0.00	\$0.00	\$0.00	\$0.00
N/A - PAE PARTNESHIP	0.00	0.00		0.00	0.00	0.00
ACD TUITION	0.00	177,285.50	99.00	(7,041.00)	170,343.50	0.00
A/C REFRIG TUITION	0.00	19,341.10	0.50	(0.50)	19,341.10	0.00
AG BUSINESS MANAGEMENT TUITION	0.00	100.00			100.00	0.00
AUTO TUITION	0.00	5,257.50			5,257.50	0.00
N/A - AUTO II TUITION	0.00	0.00			0.00	0.00
STRATE CNTR-BUSINESS INCUBATOR	0.00	57,908.18			57,908.18	0.00
BUSINESS & INFO. TUITION	0.00	27,188.50			27,188.50	0.00
COLLISION TUITION	0.00	2,075.00			2,075.00	0.00
CONSTRUCTION TUITION	0.00	5,249.50			5,249.50	0.00
COSMETOLOGY TUITION	0.00	4,979.00			4,979.00	0.00
CULINARY TUITION	0.00	0.00			0.00	0.00
DENTAL ASST. TUITION	0.00	13,412.50		525.00	13,937.50	0.00
N/A - DIESEL TUITION	0.00	0.00			0.00	0.00
DRAFTING TUITION	0.00	2,975.00			2,975.00	0.00
EARLY CARE & HOSPITALITY TUIT.	0.00	0.00			0.00	0.00
FIREFIGHTER/EMT TUITION	0.00	12,489.00		1,483.00	13,972.00	0.00
GRAPHICS ARTS TUITION	0.00	2,625.00			2,625.00	0.00
HEALTH CAREERS TUITION	0.00	0.00			0.00	0.00
IT&D TUITION	0.00	67,754.04		150.00	67,904.04	0.00
ELECTRONICS TUITION	0.00	3,675.00			3,675.00	0.00
HEAVY EQUIPMENT OPERATOR	0.00	0.00			0.00	0.00
MEDICAL ASST. TUITION	0.00	7,375.00			7,375.00	0.00
MRI TUITION	0.00	3,388.00			3,388.00	0.00
PARAMEDIC TUITION	0.00	0.00			0.00	0.00
PRACTICAL NURSING TUITION	0.00	40,485.00		(27.00)	40,458.00	0.00
POWER PRODUCTS TUITION	0.00	1,575.00			1,575.00	0.00
RADIOGRAPHY TUITION	0.00	52,408.00		(317.00)	52,091.00	0.00

CONTINUED ON PAGE 2

AUTRY TECHNOLOGY CENTER #V-15  
 ENID - GARFIELD COUNTY - OKLAHOMA  
 COMBINING STATEMENT OF CHANGES IN ASSETS AND LIABILITIES -  
 REGULATORY BASIS - FIDUCIARY FUND - ACTIVITY FUND  
 07/01/20 TO 06/30/21

<u>ACCOUNT</u>	<u>07/01/20</u>	<u>REVENUES</u>	<u>ADJUSTMENTS</u>	<u>TRANSFERS</u>	<u>EXPENDITURES</u>	<u>06/30/21</u>
RESPIRATORY CARE TUITION	0.00	31,647.00	0.00	0.00	31,647.00	\$0.00
SMALL BUSINESS TUITION	0.00	0.00			0.00	0.00
SURGICAL TECHNOLOGY TUITION	0.00	21,492.00		(366.00)	21,126.00	0.00
SURPLUS AUCTION	0.00	2,877.18			2,877.18	0.00
TEEN TECH ACADEMY TUITION	0.00	540.00		4,500.00	5,040.00	0.00
N/A - TELECOMMUNICATIONS TUITION	0.00	0.00			0.00	0.00
WELDING TUITION	0.00	6,825.00			6,825.00	0.00
TRUCK DRIVER SIMULATOR TUITION	0.00	0.00			0.00	0.00
FACILITY FEE	0.00	17,906.68		(113.00)	17,793.68	0.00
FACILITY RENTAL	0.00	1,150.00		100.00	1,250.00	0.00
A/C REFRIG. LIVEWORK	0.00	0.00			0.00	0.00
AUTO LIVEWORK	0.00	0.00			0.00	0.00
N/A - AUTO II LIVEWORK	0.00	0.00			0.00	0.00
BIS RESALE	0.00	114,378.77		(353.00)	114,025.77	0.00
MARKETING RESALE	0.00	143.00			143.00	0.00
BOOKSTORE/RESALE	0.00	88,434.00		1,059.00	89,493.00	0.00
CAFETERIA LIVEWORK	0.00	0.00			0.00	0.00
CONSTRUCTION LIVEWORK	0.00	0.00			0.00	0.00
COLLISION REPAIR LIVEWORK	0.00	385.21			385.21	0.00
COSMETOLOGY LIVEWORK	0.00	2,471.00			2,471.00	0.00
N/A - DIESEL LIVEWORK	0.00	0.00			0.00	0.00
DRAFTING LIVEWORK	0.00	0.00			0.00	0.00
GRAPHIC ARTS LIVEWORK	0.00	0.00			0.00	0.00
ELECTRONICS LIVEWORK	0.00	0.00			0.00	0.00
POWER PRODUCTS LIVEWORK	0.00	5.00			5.00	0.00
WELDING LIVEWORK	0.00	0.00			0.00	0.00
VENDING MACHINE	5,035.63	6,124.23	59.00	(519.50)	5,970.02	4,729.34
N/A - PETTY CASH	0.00	0.00			0.00	0.00
N/A - SAFETY TRAINING-OXBOW	0.00	0.00			0.00	0.00

AUTRY TECHNOLOGY CENTER #V-15  
 ENID - GARFIELD COUNTY - OKLAHOMA  
 COMBINING STATEMENT OF CHANGES IN ASSETS AND LIABILITIES -  
 REGULATORY BASIS - FIDUCIARY FUND - ACTIVITY FUND  
 07/01/20 TO 06/30/21

<u>ACCOUNT</u>	<u>07/01/20</u>	<u>REVENUES</u>	<u>ADJUSTMENTS</u>	<u>TRANSFERS</u>	<u>EXPENDITURES</u>	<u>06/30/21</u>
N/A - SAFETY TRAINING-KOCH	0.00	100.00	0.00	(100.00)	0.00	0.00
OUT OF DISTRICT FF FEE	0.00	500.00		500.00	1,000.00	0.00
SAFETY TUITION	0.00	97,005.43			97,005.43	0.00
N/A - SFTY TRNG PRTR-MID CONT PKG	0.00	0.00			0.00	0.00
N/A -FLAGSHIP RESOURCES PARTNERSHIP	0.00	0.00			0.00	0.00
BIS PARTNERSHIP	0.00	0.00			0.00	0.00
INDUSTRIAL & MECH MITCN TUITION	0.00	5,920.00			5,920.00	0.00
PLUMGING TUITION	0.00	1,260.00			1,260.00	0.00
GROW ENID, INC.	5,104.36	0.00			0.00	5,104.36
REFUND SUB-ACCOUNT	0.00	11,432.24			11,432.24	0.00
SCHOLARSHIP HOLDING ACCOUNT	296.12	273.00		520.00	273.00	816.12
CARES ACT STUDENT GRANT	76,056.50	0.00			76,056.50	0.00
HEERF II STUDENT GRANT-CRRSA	0.00	139,552.00			139,552.00	0.00
HEERF III STUDENT GRANT-ARP	0.00	0.00			0.00	0.00
<b>TOTALS</b>	<b>\$86,492.61</b>	<b>\$1,057,967.56</b>	<b>\$158.50</b>	<b>\$0.00</b>	<b>\$1,133,968.85</b>	<b>\$10,649.82</b>

AUTRY TECHNOLOGY CENTER #V-15  
 ENID - GARFIELD COUNTY - OKLAHOMA  
 COMBINING STATEMENT OF ASSETS, LIABILITIES AND  
 FUND EQUITY - REGULATORY BASIS - FIDUCIARY FUND -  
 ACTIVITY FUND  
 07/01/20 TO 06/30/21

<u>DEPOSITORY</u>	<u>DETAIL</u>	<u>TOTALS</u>
CASH	15,215.22	
OUTSTANDING TRANSFER (INTEREST)	<u>(5.96)</u>	
TOTAL DEPOSITORY		<u>\$15,209.26</u>
 <u>FUND</u>		
LEDGER BALANCE	10,649.82	
ADD: 2020-21 OUTSTANDING	<u>4,559.44</u>	
TOTAL DEPOSITORY		<u>\$15,209.26</u>

AUTRY TECHNOLOGY CENTER #V-15  
 ENID - GARFIELD COUNTY - OKLAHOMA  
 COMBINING STATEMENT OF CHANGES IN ASSETS AND LIABILITIES -  
 REGULATORY BASIS - FIDUCIARY FUND - PELL GRANT  
 07/01/20 TO 06/30/21

<u>REVENUES</u>	<u>DETAIL</u>	<u>TOTALS</u>
PELL ALLOTMENTS (21)	435,516.00	
AUTRY DEPOSITS	6,505.00	
STUDENT REIMBURSEMENT	0.00	
PELL ALLOTMENTS (20)	<u>10,012.00</u>	
		<u>\$452,033.00</u>
 TOTAL REVENUES		
 <u>EXPENDITURES</u>		
STUDENT PAYMENTS (21)	441,113.00	
STUDENT PAYMENTS (20)	10,012.00	
EREFUNDS	<u>908.00</u>	
		<u>452,033.00</u>
 TOTAL EXPENDITURES		
 REVENUE IN EXCESS OF EXPENDITURES		0.00
 BALANCE AT 07/01/20		<u>0.88</u>
 BALANCE AT 06/30/21		<u><u>\$0.88</u></u>

AUTRY TECHNOLOGY CENTER #V-15  
 ENID - GARFIELD COUNTY - OKLAHOMA  
 COMBINING STATEMENT OF ASSETS, LIABILITIES AND  
 FUND EQUITY - REGULATORY BASIS - FIDUCIARY FUND -  
 PELL GRANT  
 07/01/20 TO 06/30/21

<u>DEPOSITORY</u>	<u>DETAIL</u>	<u>TOTALS</u>
CASH	<u>653.50</u>	
TOTAL DEPOSITORY		<u><u>\$653.50</u></u>
<u>FUND</u>		
LEDGER BALANCE	0.88	
ADD: 2019-20 OUTSTANDING	6.00	
2018-19 OUTSTANDING	6.30	
2017-18 OUTSTANDING	4.00	
2016-17 OUTSTANDING	24.00	
2015-16 OUTSTANDING	49.63	
2014-15 OUTSTANDING	534.99	
2012-13 OUTSTANDING	17.25	
2011-12 OUTSTANDING	3.00	
2008-09 OUTSTANDING	1.63	
2006-07 OUTSTANDING	1.50	
2002-03 OUTSTANDING	<u>4.32</u>	
TOTAL DEPOSITORY		<u><u>\$653.50</u></u>

