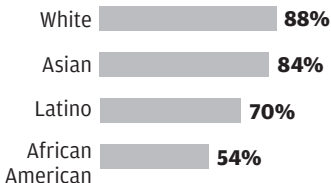


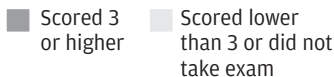
# Graduation rates

*Four-year completion rates,  
class of 2013:*

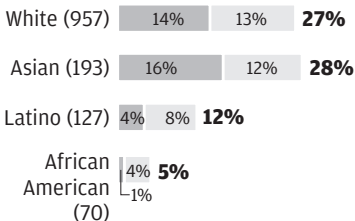


## Advanced Placement coursework

*Percent of students taking at least  
one AP class, by race/ethnicity and  
level of scoring on AP Exams, 2013:*



Scores range from 1 (lowest) to 5 (highest)



NOTE: Number of students taking at least one AP class shown in parentheses.

SOURCE: Madison  
School District

State Journal