

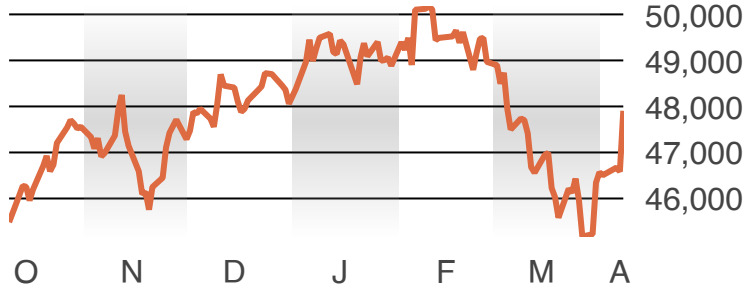
# A DAY ON WALL STREET

Apr. 8, 2026

## Dow Jones industrials

**1,325.46**

47,909.92



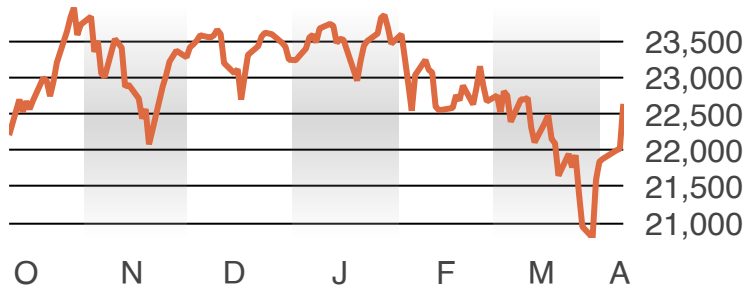
Pct. change from previous: 2.84%    High 48,017.09    Low 46,978.17

Apr. 8, 2026

## Nasdaq composite

**617.15**

22,635.00



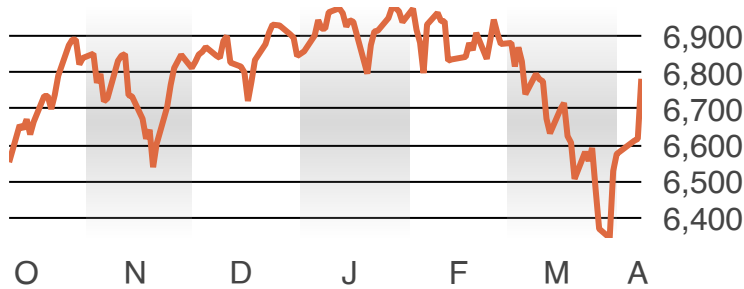
Pct. change from previous: 2.80%    High 22,821.21    Low 22,501.28

Apr. 8, 2026

## Standard & Poor's 500

**165.96**

6,782.81



Pct. change from previous: 2.51%    High 6,793.50    Low 6,740.28