

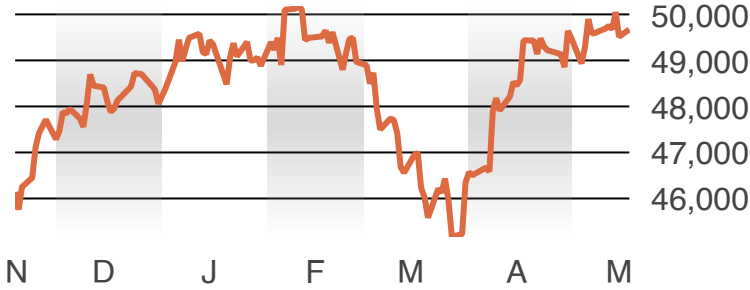
A DAY ON WALL STREET

May 18, 2026

**Dow Jones
industrials**

159.95

49,686.12



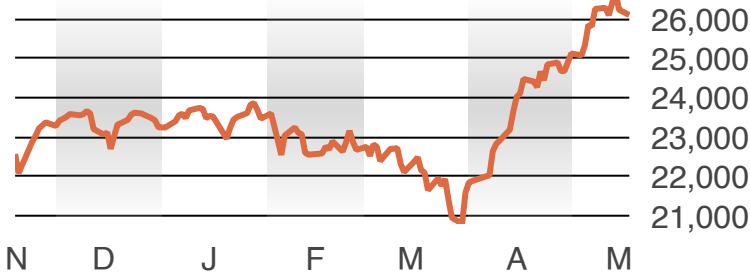
Pct. change from previous: 0.32% High 49,761.16 Low 49,352.56

May 18, 2026

**Nasdaq
composite**

-134.41

26,090.73



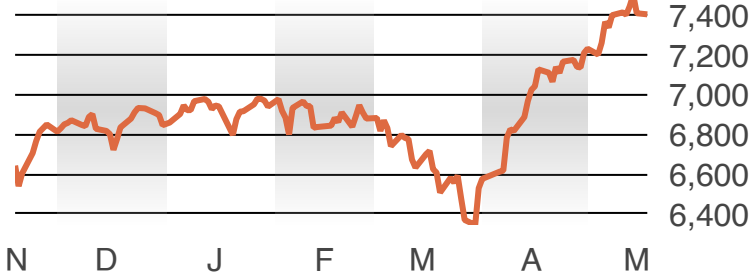
Pct. change from previous: -0.51% High 26,310.84 Low 25,867.30

May 18, 2026

**Standard &
Poor's 500**

-5.45

7,403.05



Pct. change from previous: -0.07% High 7,434.06 Low 7,353.17