

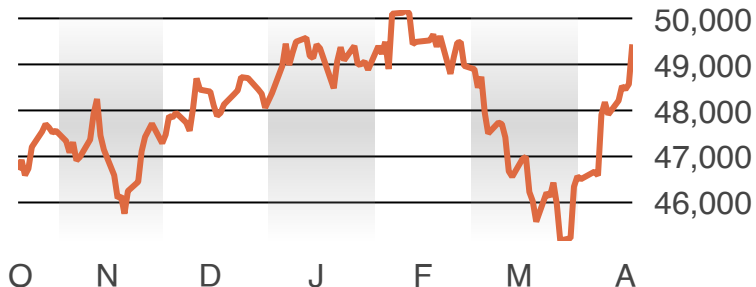
A DAY ON WALL STREET

Apr. 17, 2026

Dow Jones industrials

868.71

49,447.43



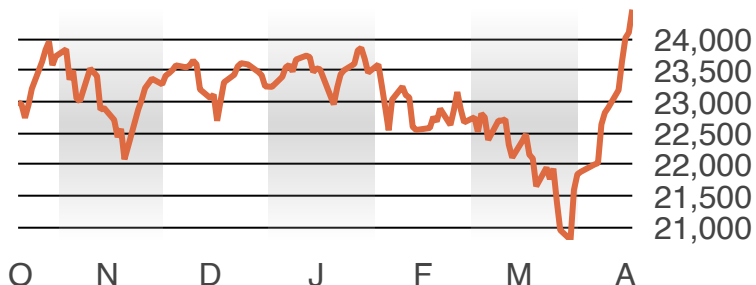
Pct. change from previous: 1.79% High 49,717.98 Low 48,788.81

Apr. 17, 2026

Nasdaq composite

365.78

24,468.48



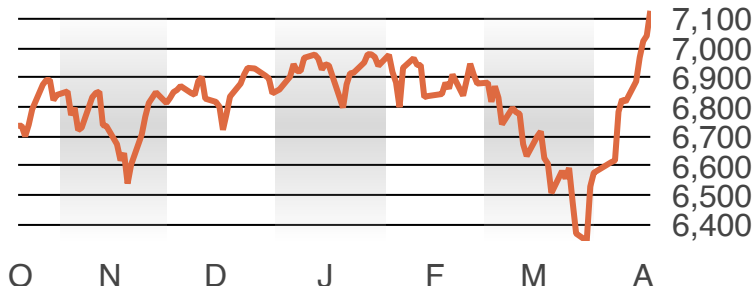
Pct. change from previous: 1.52% High 24,519.51 Low 24,286.47

Apr. 17, 2026

Standard & Poor's 500

84.78

7,126.06



Pct. change from previous: 1.20% High 7,147.52 Low 7,074.55