

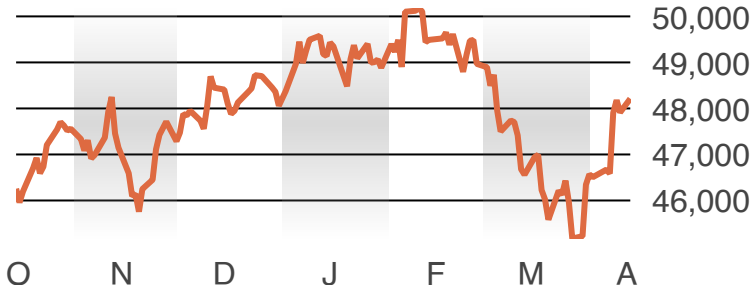
# A DAY ON WALL STREET

Apr. 13, 2026

**Dow Jones  
industrials**

**301.68**

48,218.25



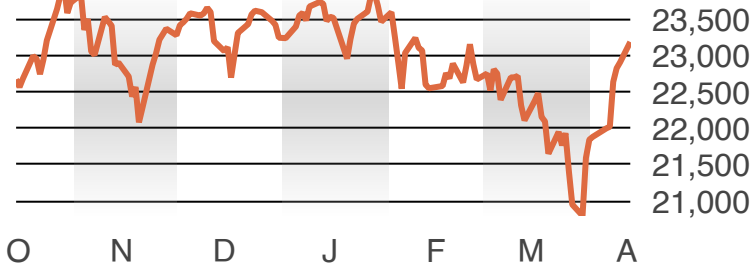
Pct. change from previous: 0.63%    High 48,221.37    Low 47,505.97

Apr. 13, 2026

**Nasdaq  
composite**

**280.84**

23,183.74



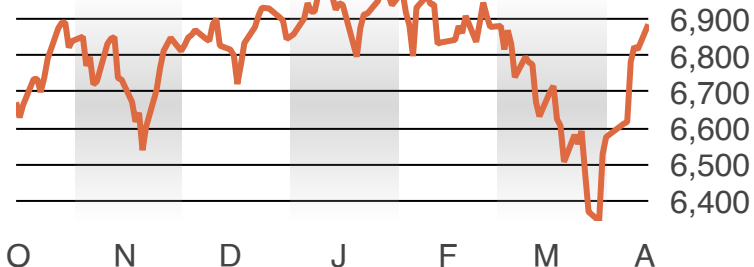
Pct. change from previous: 1.23%    High 23,187.96    Low 22,795.82

Apr. 13, 2026

**Standard &  
Poor's 500**

**69.35**

6,886.24



Pct. change from previous: 1.02%    High 6,887.00    Low 6,790.02