

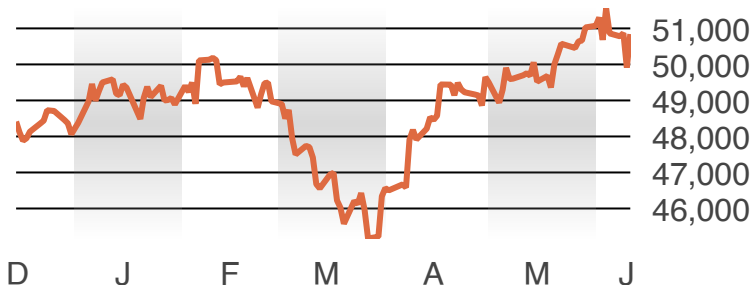
A DAY ON WALL STREET

Jun. 11, 2026

**Dow Jones
industrials**

929.97

50,848.75



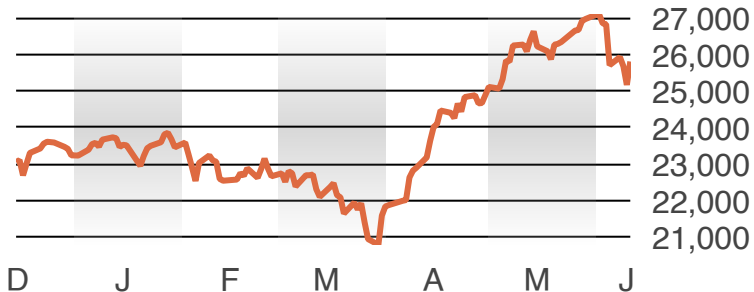
Pct. change from previous: 1.86% High 50,968.95 Low 49,972.07

Jun. 11, 2026

**Nasdaq
composite**

640.16

25,809.66



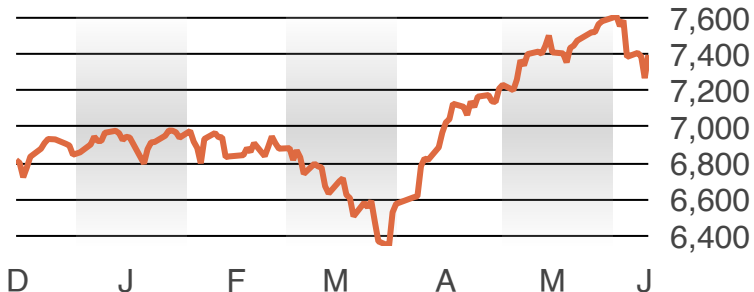
Pct. change from previous: 2.54% High 25,846.56 Low 25,109.39

Jun. 11, 2026

**Standard &
Poor's 500**

127.31

7,394.30



Pct. change from previous: 1.75% High 7,412.68 Low 7,257.33