

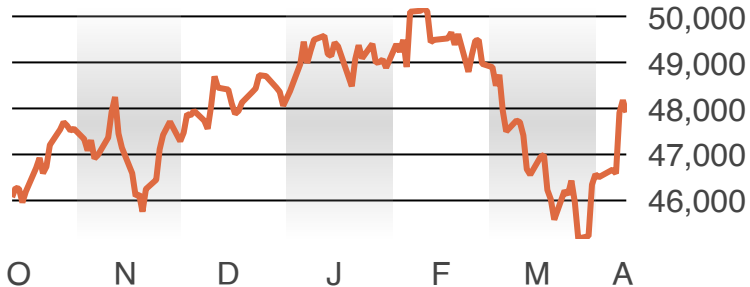
A DAY ON WALL STREET

Apr. 10, 2026

Dow Jones industrials

-269.23

47,916.57



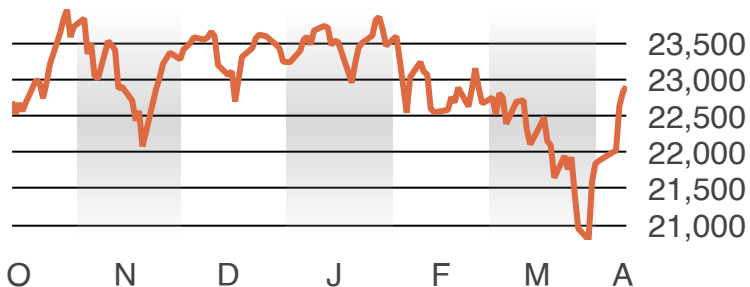
Pct. change from previous: -0.56% High 48,235.06 Low 47,856.18

Apr. 10, 2026

Nasdaq composite

80.48

22,902.89



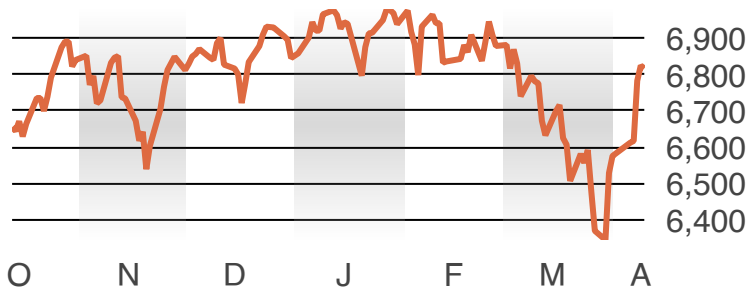
Pct. change from previous: 0.35% High 23,011.77 Low 22,845.06

Apr. 10, 2026

Standard & Poor's 500

-7.77

6,816.89



Pct. change from previous: -0.11% High 6,845.77 Low 6,808.46