

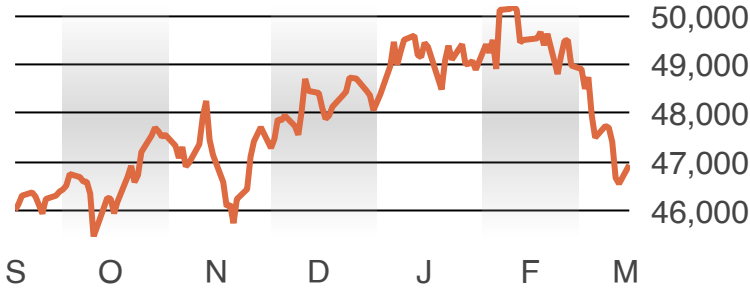
# A DAY ON WALL STREET

Mar. 16, 2026

**Dow Jones  
industrials**

**387.94**

46,946.41



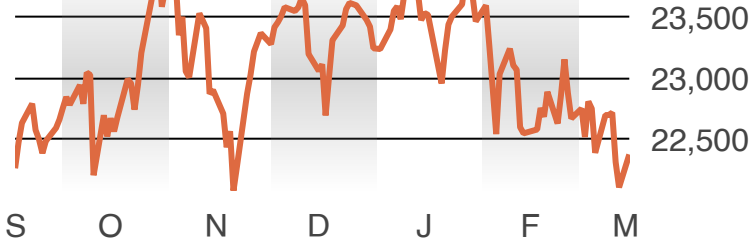
Pct. change from previous: 0.83%    High 47,176.14    Low 46,707.40

Mar. 16, 2026

**Nasdaq  
composite**

**268.82**

22,374.18



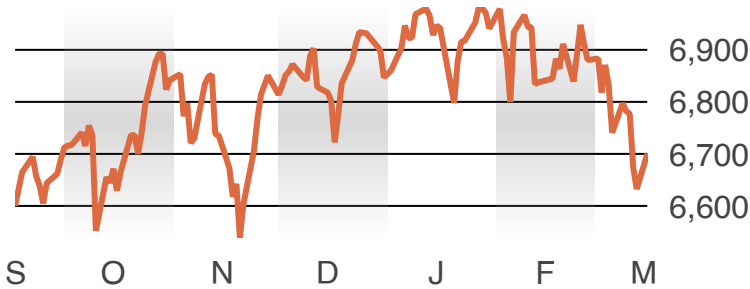
Pct. change from previous: 1.22%    High 22,521.59    Low 22,320.06

Mar. 16, 2026

**Standard &  
Poor's 500**

**67.19**

6,699.38



Pct. change from previous: 1.01%    High 6,729.79    Low 6,674.37