

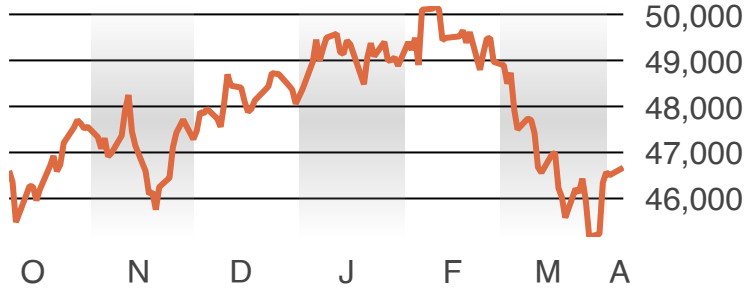
A DAY ON WALL STREET

Apr. 6, 2026

**Dow Jones
industrials**

165.21

46,669.88



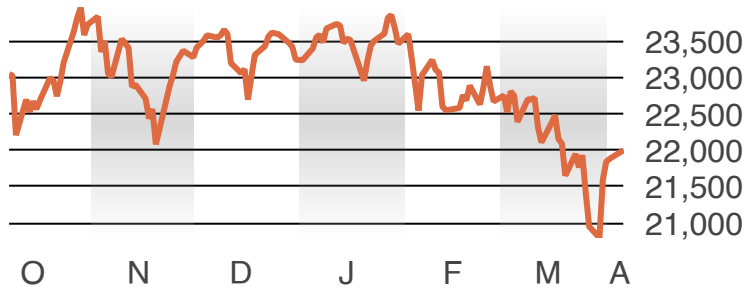
Pct. change from previous: 0.36% High 46,701.10 Low 46,354.95

Apr. 6, 2026

**Nasdaq
composite**

117.16

21,996.34



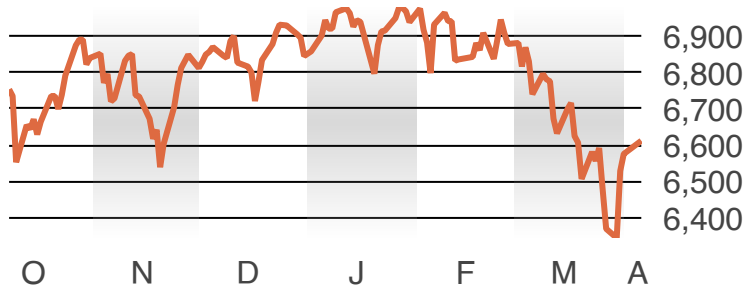
Pct. change from previous: 0.54% High 22,052.42 Low 21,864.50

Apr. 6, 2026

**Standard &
Poor's 500**

29.14

6,611.83



Pct. change from previous: 0.44% High 6,618.13 Low 6,579.72