

January 15, 2026

Re: Fourth Quarter 2025 Statistical Report

Honorable Mayor and Members of the City Council:

On behalf of the Billings Police Department, I am honored to submit the statistical report for the fourth quarter ending December 31, 2025. This report provides an overview of crime trends, service demands, and operational activity, and is intended to support informed decision-making and continued collaboration on public safety priorities.

The department remains committed to transparency, accountability, and continuous improvement. Interactive crime dashboards and mapping tools are available on the department's website, offering detailed breakdowns by crime type, date, and location. Static examples of these tools are included at the end of this report for your reference.

## EXECUTIVE SUMMARY

Fourth-quarter data was compared with the same period over the past four years to identify trends and operational impacts. For clarity, "incidents" include all calls for service and officer-initiated activity, while "cases" represent confirmed criminal offenses requiring investigation.

## Findings and Observations

- **Incidents decreased 7%** from Q4 2024, marking the fourth consecutive year of decline.
- **Cases decreased 16%**, driven in part by a **19% reduction** in the "other" category, which includes petty crime and quality-of-life issues.
- **In-custody rates increased to 79%**, a 10% rise from last year, reflecting improved jail capacity and the positive operational impact of the Short-Term Holding Facility.
- **Arrests increased 2.4%** compared to Q4 2024. Warrant arrests accounted for **49%** of all arrests, underscoring the prevalence of repeat offenders.
- **Traffic enforcement declined 28%** from Q4 2024, despite traffic-related citations and warnings comprising **92%** of all enforcement activity. This remains an area of focus for improvement.

P.O. Box 1554  
Billings, MT 59103

**P** 406.657.8460  
**F** 406.657.8417

- Crime hot spots<sup>1</sup> persist downtown and near shopping centers, with emerging activity on the west end near Shiloh and King. These patterns are typically driven by a small number of problematic addresses.
- Seasonal trends remained consistent, with lower crime in the winter months. This year's summer increase was shorter and less intense than in previous years, and November–December crime levels were lower than last year's winter period.

### KEY PERFORMANCE INDICATORS (Q4 2025)

- **7.39% decrease in total incidents** compared to Q4 2024
  - 18.75% decrease in quality-of-life offenses
  - 41% decrease in unwanted persons/trespass
- **3,335 criminal cases**, a **20% decrease** from Q4 2024
- **164 violent crimes** (4.9% of all cases)
- **0 homicides**
- **300 family/Partner Family Member Abuse (PFMA) cases** (9% of all cases)
- **33 strangulation cases**, a 27% decrease from Q3. **20% of Q4 violent crime**
- **1,908 total arrests** (adult and juvenile), a **2.4% decrease**
- **3,349 citations and warnings**, a **38% increase**
  - 1,400 traffic citations (33% decrease)
- **15% reduction in theft** across all categories

---

<sup>1</sup> Hot Spot (policing). Hot spot policing is a crime prevention strategy that allocates police resources to specific, small geographic areas ("hot spots") where crime is highly concentrated. It's based on the idea that a disproportionate amount of crime occurs in a small number of locations, and by targeting these areas, law enforcement can more effectively reduce overall crime rates.


## Q4 OPERATIONAL HIGHLIGHTS

- Specialized units, crime analysts, and partner agencies employed targeted<sup>2</sup> data-driven strategies<sup>3</sup> to disrupt several gangs and drug trafficking organizations. The Project Safe Neighborhoods initiative prioritized gun violence, resulting in multiple arrests of gang-affiliated offenders.
- The Street Crimes Unit (SCU) arrested suspects involved in armed robberies and drive-by shootings, recovering **23 firearms**.
- Officers responded to two mutual-aid requests outside Yellowstone County, demonstrating regional capability and cooperation.
- Eastern Montana High Intensity Drug Trafficking Area (EMHIDTA) interdiction efforts resulted in arrests and seizures of methamphetamine and fentanyl. One public health alert related to Carfentanyl was issued this quarter.
- Traffic enforcement focused on aggressive and dangerous driving. While some residents reported improvements, two traffic fatalities occurred.
- Quality-of-life enforcement downtown and in several parks, supported by overtime details and enhanced jail cooperation, resulted in an **18% reduction** in related offenses and a **79% incarceration rate** following arrest.
- Officers effectively managed a “No Kings” protest and a Charlie Kirk memorial gathering.
- Officers handled several complex and sensitive cases, including co-sleeping deaths, a middle school suicide, and a hate crime at Mayflower Church.
- **No homicides** occurred this quarter.
- The department hosted or sent **45 officers** to training, totaling **1,408 hours** (31.2 hours per officer).

---

<sup>2</sup> Targeted policing refers to a law enforcement strategy that focuses police resources and activities on specific locations, individuals, or groups believed to be responsible for a disproportionate amount of crime. This approach aims to be more efficient by concentrating efforts where they are most needed, rather than distributing resources evenly.

<sup>3</sup> Data-driven policing, also known as intelligence-led policing, is a law enforcement strategy that utilizes data analysis and interpretation to inform decision-making, optimize resource allocation, and improve public safety. This approach involves collecting and analyzing data from various sources, including crime reports, social media, surveillance systems, and community feedback, to identify patterns, predict future crimes, and develop targeted interventions.



---

We appreciate your continued support of the Billings Police Department. Should you require additional information or wish to discuss these findings further, we stand ready to provide a formal presentation.

Respectfully,

Rich St. John  
Chief of Police

P.O. Box 1554  
Billings, MT 59103

**P** 406.657.8460  
**F** 406.657.8417

**Rich St. John**  
Police Chief

**Shawn Mayo**  
Assistant Chief

**E** [bpd@billingsmt.gov](mailto:bpd@billingsmt.gov)  
**billingsmt.gov**

BPD Crime Stats

Q4 2025 Incidents

Total Incidents

18.93K

Count of Incident Number

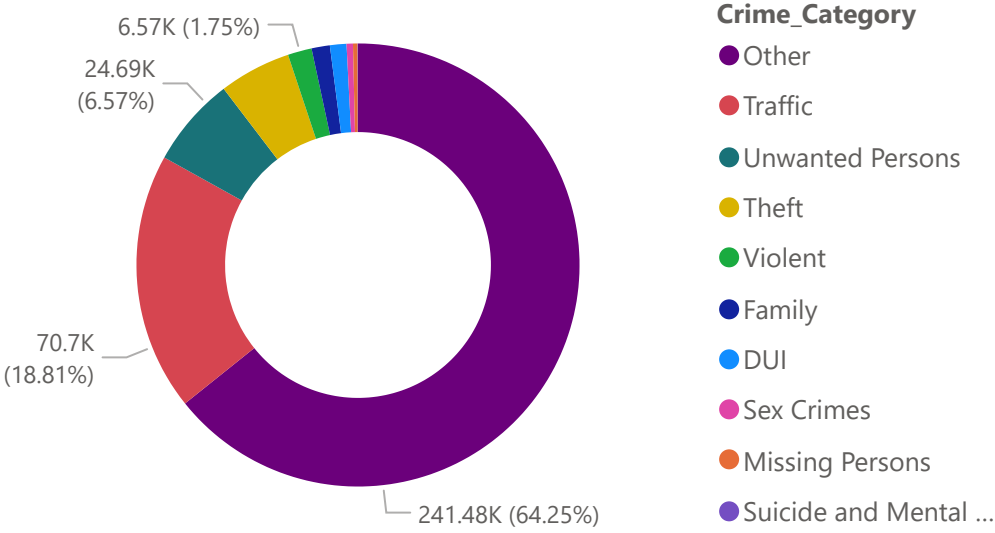
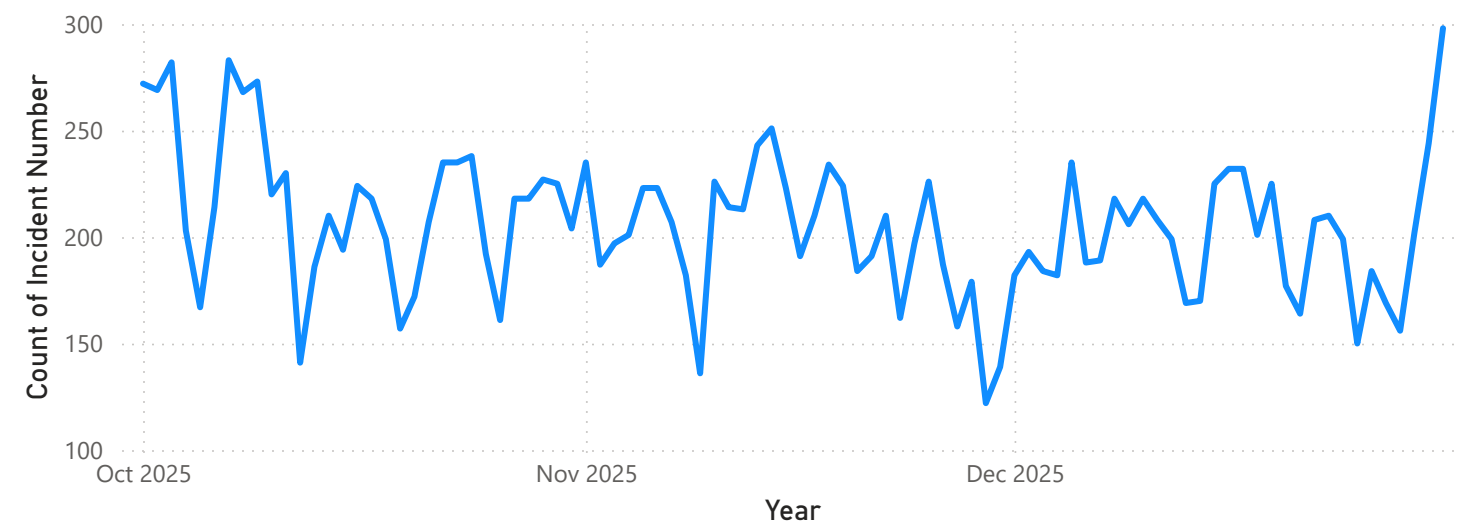
Total Officer Initiated

5437

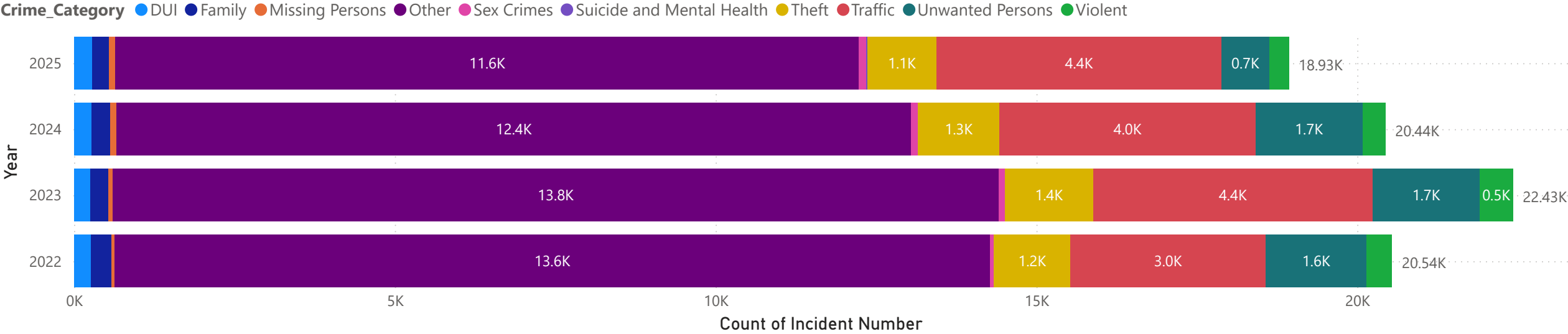
Count of Incident Number

Incidents by Crime\_Category

Count of Incident Number by Year, Quarter, Month and Day



Count of Incident Number by Year and Crime\_Category



BPD Crime Stats

Q4 2025 Cases

Total Cases

3335

Count of Case Number

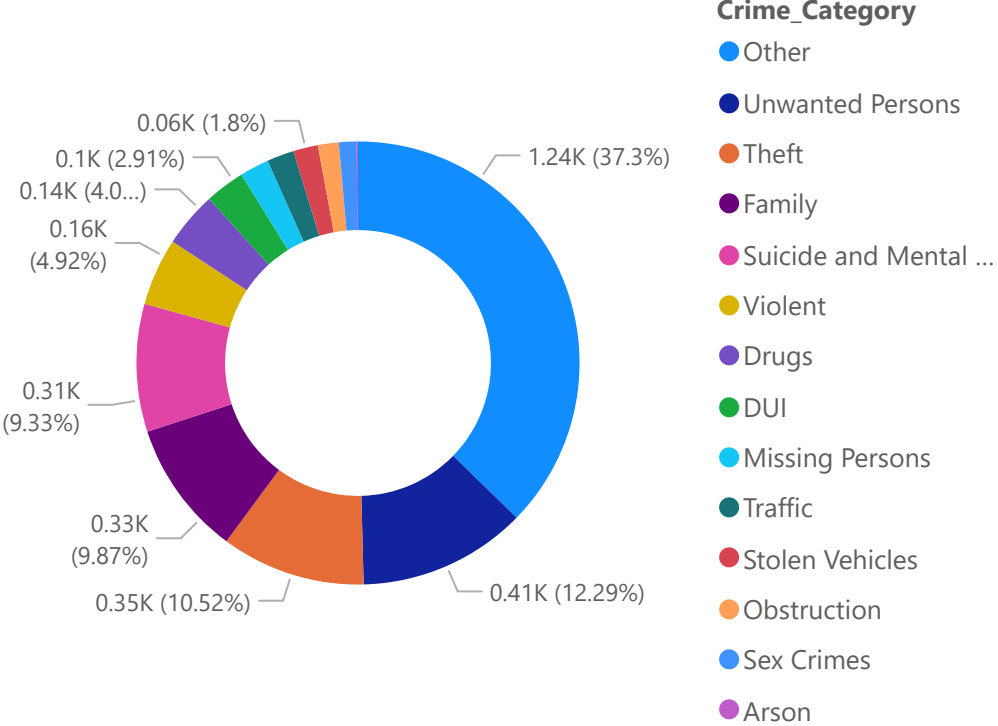
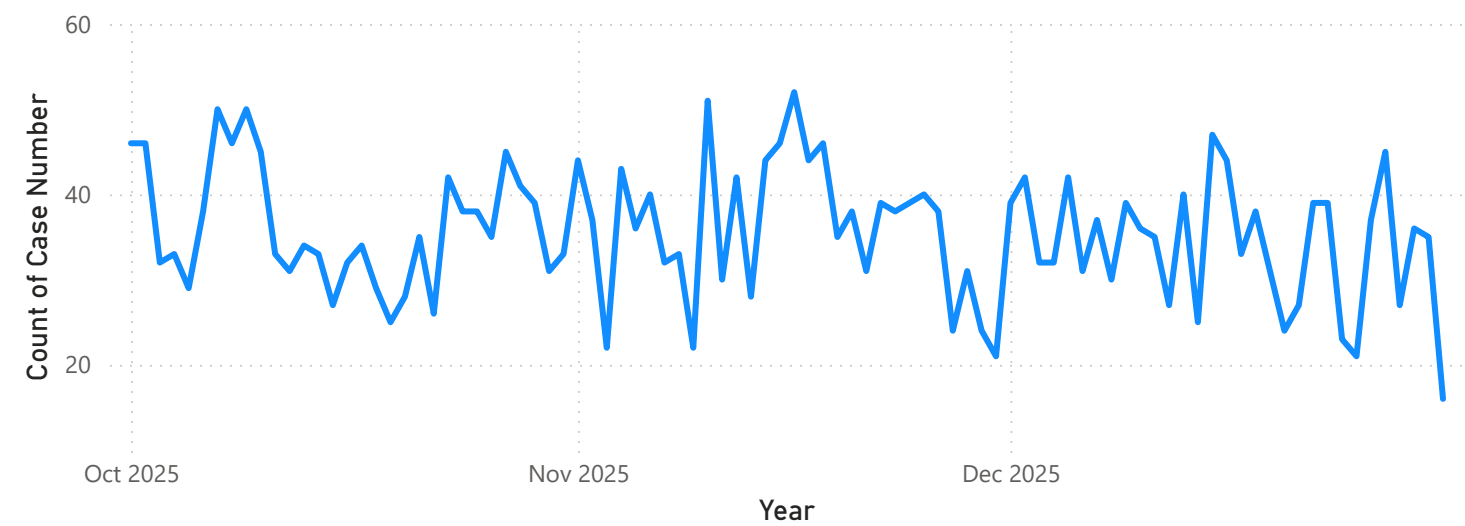
Total Violent Cases

164

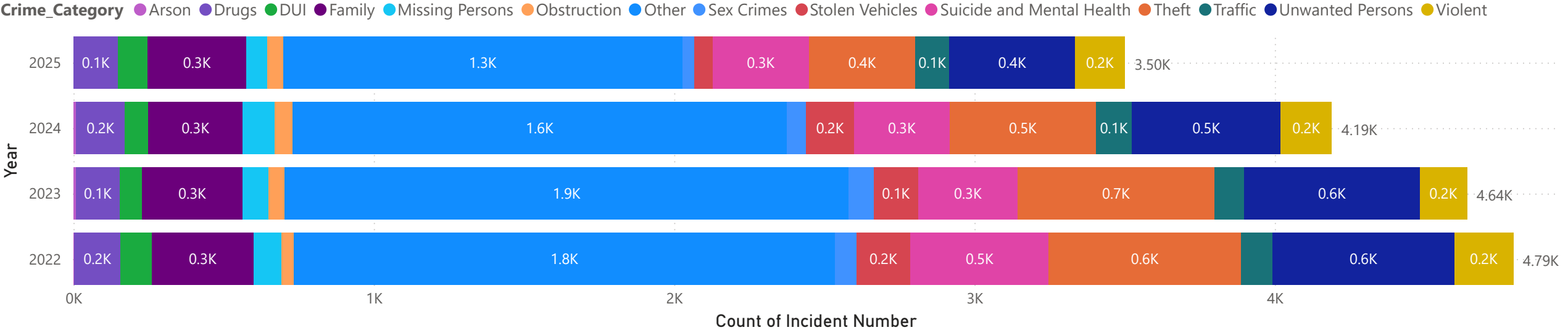
Count of Case Number

Cases by Crime\_Category

Count of Case Number by Year, Quarter, Month and Day



Count of Incident Number by Year and Crime\_Category



BPD Crime Stats

Q4 2025 Arrests

Total Arrests

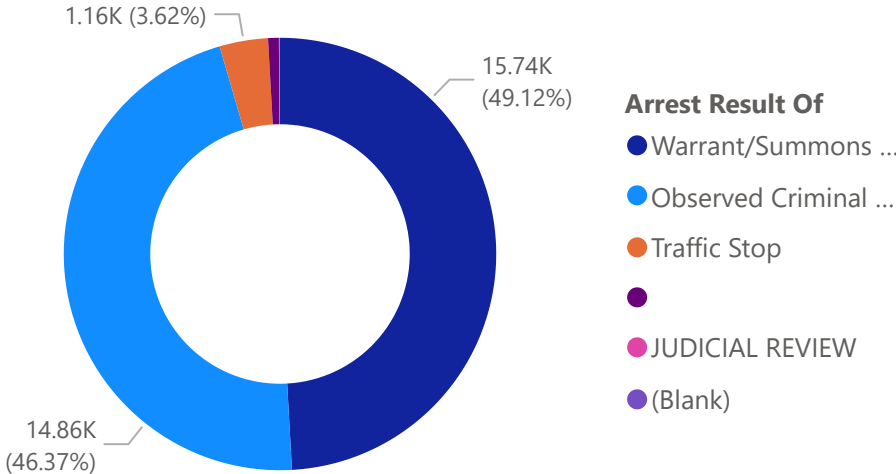
1908

Count of Arrest Number

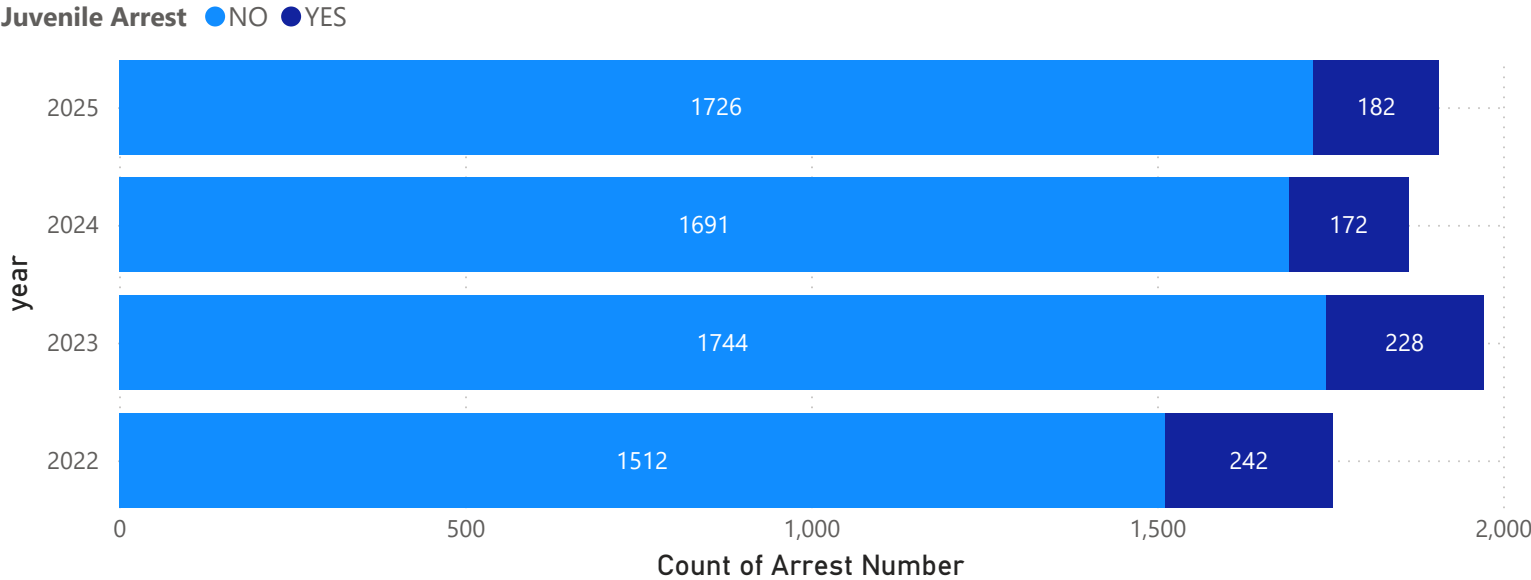
Count of Arrest Number by Year, Quarter, Month and Day



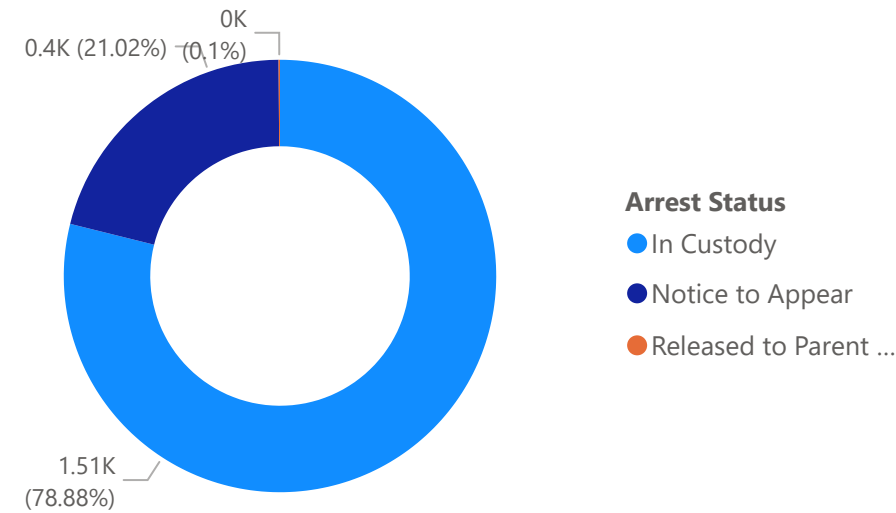
Count of Arrest Number by Arrest Result Of



Count of Arrest Number by year and Juvenile Arrest



Count of Arrest Number by Arrest Status



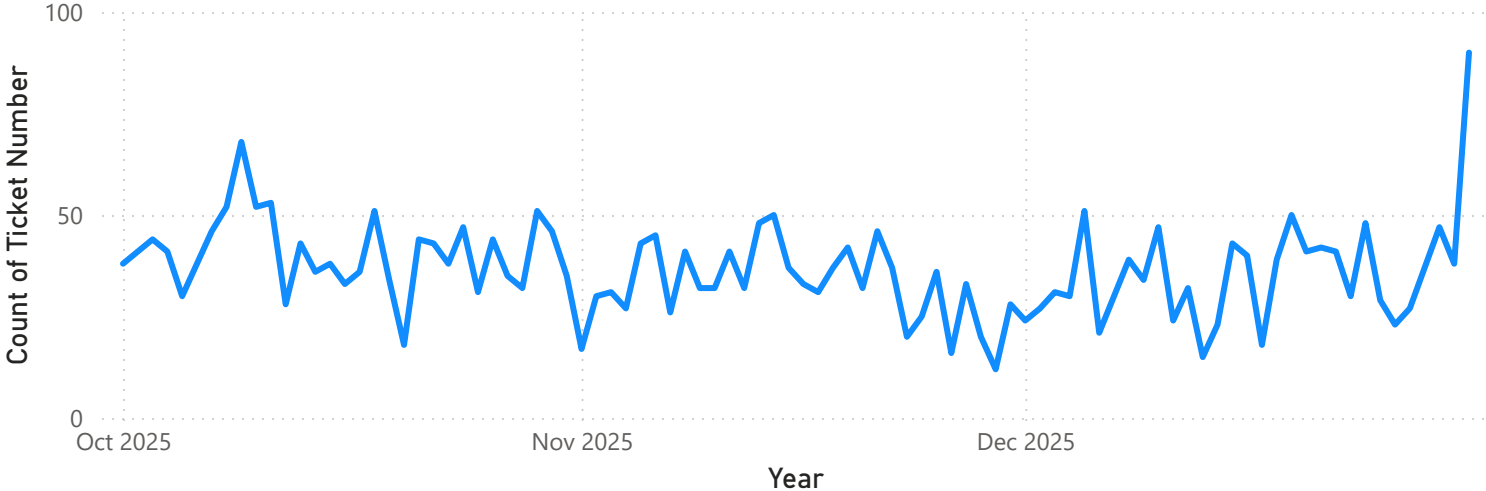
BPD Crime Stats

Q4 2025 Citations/Tickets

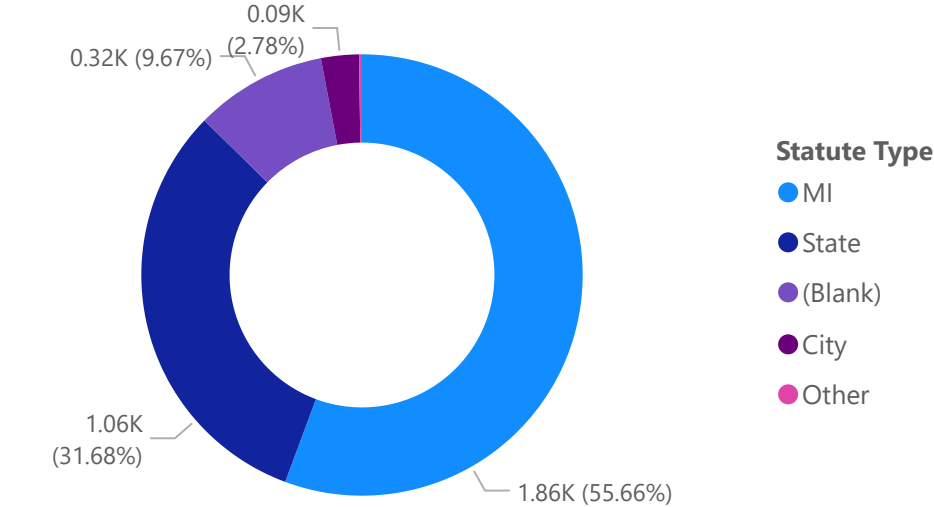
3349

Count of Ticket Number

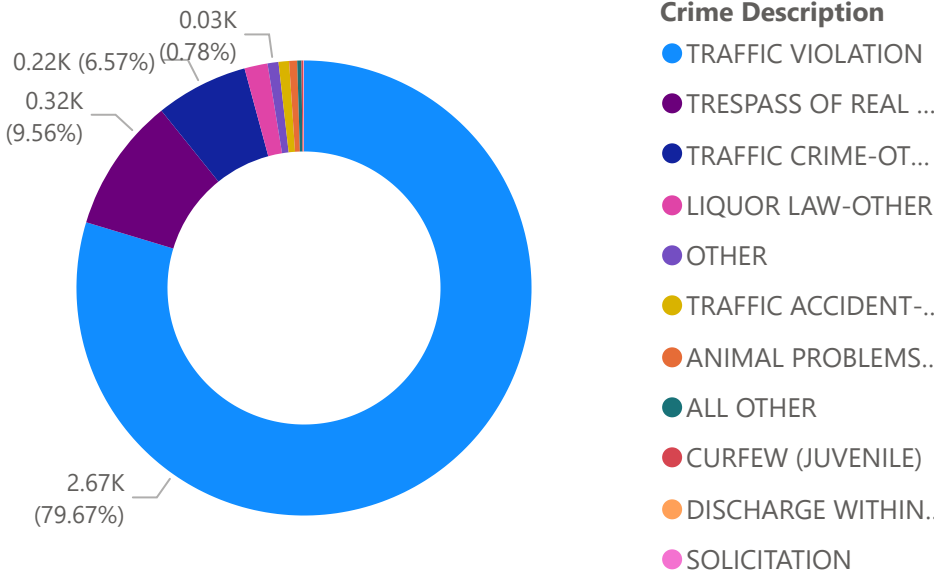
Count of Ticket Number by Year, Quarter, Month and Day



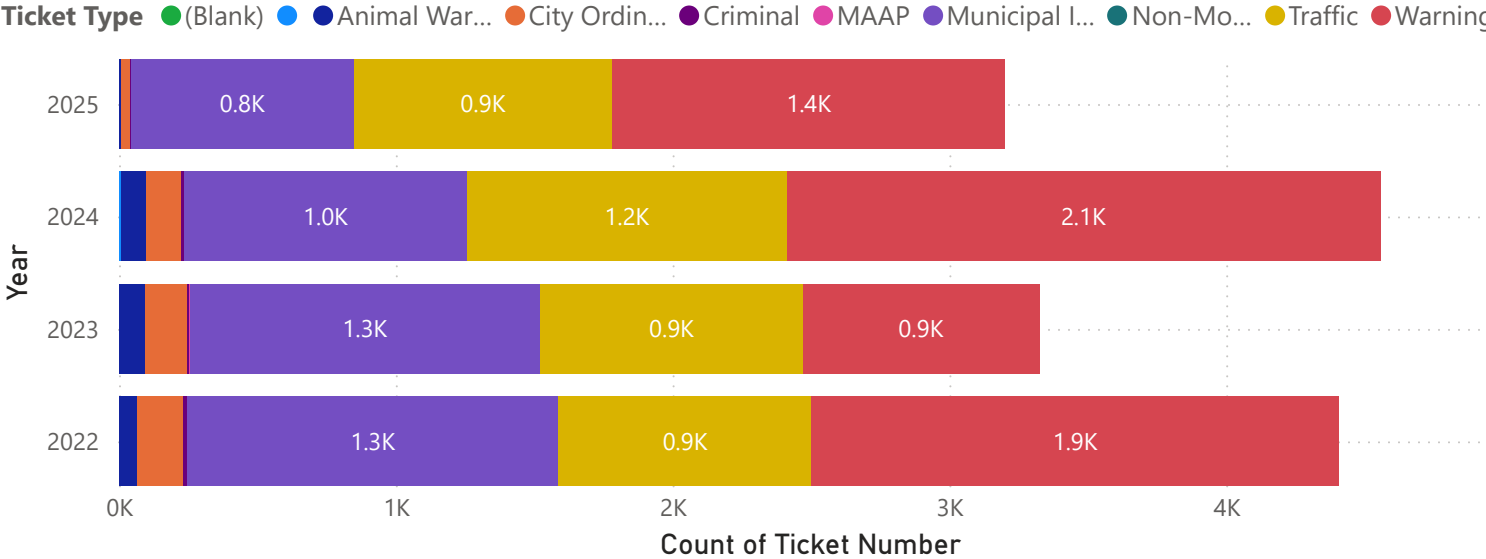
Count of Ticket Number by Statute Type



Count of Ticket Number by Crime Description



Count of Ticket Number by Year and Ticket Type

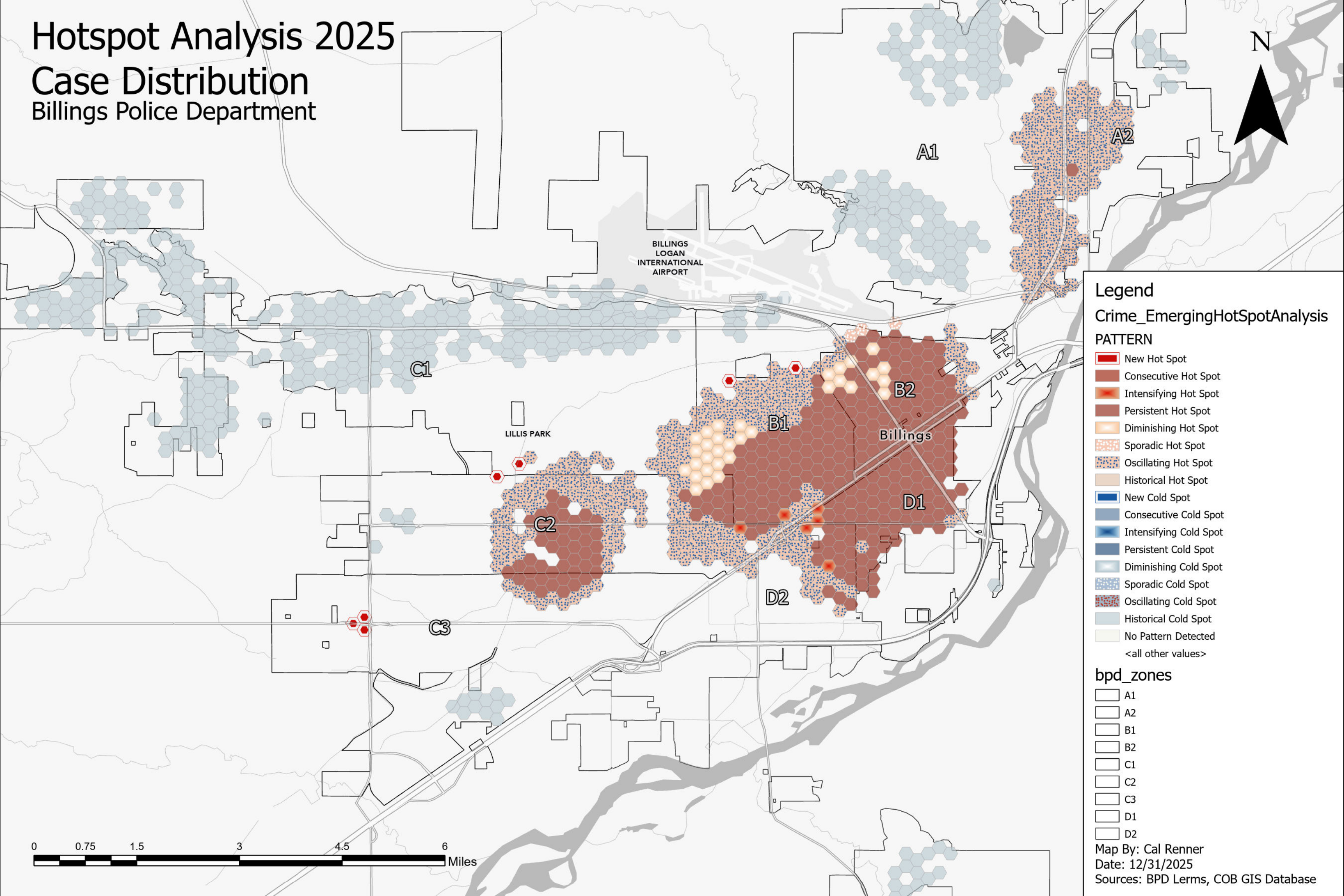




# Hotspot Analysis 2025

## Case Distribution

Billings Police Department



**Legend**

Crime\_EmergingHotSpotAnalysis

**PATTERN**

- New Hot Spot
- Consecutive Hot Spot
- Intensifying Hot Spot
- Persistent Hot Spot
- Diminishing Hot Spot
- Sporadic Hot Spot
- Oscillating Hot Spot
- Historical Hot Spot
- New Cold Spot
- Consecutive Cold Spot
- Intensifying Cold Spot
- Persistent Cold Spot
- Diminishing Cold Spot
- Sporadic Cold Spot
- Oscillating Cold Spot
- Historical Cold Spot
- No Pattern Detected
- <all other values>

**bpd\_zones**

- A1
- A2
- B1
- B2
- C1
- C2
- C3
- D1
- D2

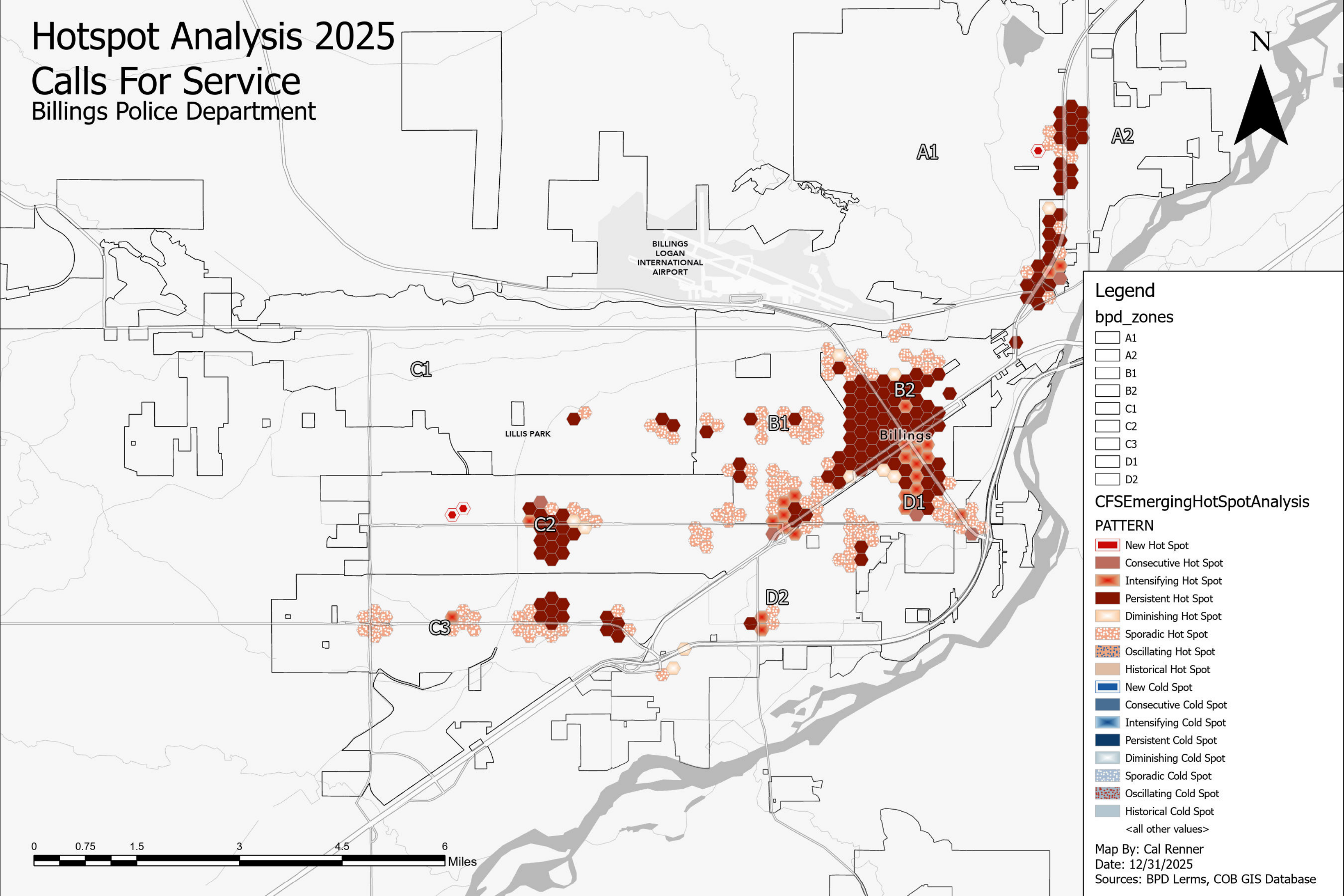
Map By: Cal Renner  
Date: 12/31/2025  
Sources: BPD Lermis, COB GIS Database



# Hotspot Analysis 2025

## Calls For Service

Billings Police Department



### Legend

#### bpd\_zones

- A1
- A2
- B1
- B2
- C1
- C2
- C3
- D1
- D2

#### CFSEmergingHotSpotAnalysis PATTERN

- New Hot Spot
- Consecutive Hot Spot
- Intensifying Hot Spot
- Persistent Hot Spot
- Diminishing Hot Spot
- Sporadic Hot Spot
- Oscillating Hot Spot
- Historical Hot Spot
- New Cold Spot
- Consecutive Cold Spot
- Intensifying Cold Spot
- Persistent Cold Spot
- Diminishing Cold Spot
- Sporadic Cold Spot
- Oscillating Cold Spot
- Historical Cold Spot
- <all other values>

Map By: Cal Renner  
Date: 12/31/2025  
Sources: BPD Lermis, COB GIS Database