BOWLING GREEN

HOME AND Lifestyle

ISSUE TWO 2021

Featured cover home brought to you by

Jane Parrott

RE/MAX Real Estate Executives

For information regarding this listing see page 4



+

A Good Plan and a Good Team
The Perfect Mix for a Great Remodel

Spruce up for Spring
Fresh ideas for Home Upgrades

Sweet & Tangy Potato Salad

Celebrate Arbor Day

Viewpoint
3-D Design

Flip book over for *THE NEW* 270BG magazine

Imagine
THE POSSIBILITIES

IMAGINE THE CONVENIENCE › IMAGINE THE BEAUTY › IMAGINE THE LUXURY

Your kitchen can be everything you've always dreamed of, for a price that works within your budget. Design Builders provides both the design expertise and the expert craftsmen to make your vision a seamless reality.

TIM GRAHAM, PRESIDENT

Design Builders INCORPORATED

WWW.DESIGNBUILDERSONLINE.COM

5280 SCOTTSVILLE RD. › 270-393-7000

Design Builders was please to receive these awards at the 2018 Parade of Homes:

Best in Show under 3500 square feet, Best Curb Appeal and the coveted Peoples Choice Award

We appreciate the honor of this recognition.

Turn your dream of home ownership into a reality with the help of the mortgage lending experts at German American Bank. You can confidently take the next step toward buying, building or refinancing a home with a loan that fits your budget.

We offer loans for different size budgets, including **fixed rate, adjustable rate, veterans assistance, jumbo, and low and no down payment options for eligible borrowers.***

Pre-qualify or apply online to get one step closer to your dream...**germanamerican.com**

Marlon Sanders, NMLS #1478769
Warren County
Phone (270)846-7510
Cell (270)421-3883
marlon.sanders@germanamerican.com

Chasis McConnell, NMLS #1772043
Warren County
Phone (270)467-7425
Cell (270)230-7466
chasis.mcconnell@germanamerican.com

Gay Parker, NMLS #419873
Barren & Hart Counties
Phone (270)659-4008
Cell (270)528-6585
gay.parker@germanamerican.com

Jessica Barber, NMLS #1498927
Simpson County
Phone (270)306-6208
Cell (270)320-6990
jessica.barber@germanamerican.com

German American Bank
Banking | Insurance | Investments
Member FDIC

EQUAL HOUSING LENDER

*All loans subject to credit and underwriting approval.

Bowling Green • Franklin • Glasgow • Horse Cave • Munfordville

contents

6 A Good Plan and a Good Team – The Perfect Mix for a Great Remodel

When transforming your kitchen, a careful plan – and the right builder – can make all the difference

12 Spruce Up for Spring

Tips for making the most of your spring cleaning and home improvements

16 Recipe

Find out the secrets for a perfect, and customizable, homemade potato salad

18 Celebrate Arbor Day Weekend

Bowling Green's leafy residents contribute much to the city's beauty

22 Viewpoint: 3-D Design

Three-dimensional design can help take the guesswork out of your remodeling decisions

ON THE COVER:

5863 CEMETERY ROAD
ABSOLUTELY MARVELOUS EXECUTIVE HOME...This home has it all...from the beautiful black plank fenced 17 acres, to the fully finished walk-out basement that has an in-law suite with full kitchen & utility room... you will love it. Features 8,500 +/- Sq. Ft and 5 bedrooms, 4 full baths, 1 half bath, quality finishes, heated saltwater in-ground pool, fantastic patio and Pergola, quality horse barn, and so much more. Offered at **$1,349,000**
MLS# 20211034

RE/MAX Real Estate Executives

JANE PARROTT, REALTOR, GRI, CRS
RE/MAX Real Estate Executives
2530 Scottsville Rd.., Suite 101
Bowling Green KY 42104
(Cell) 270-792-7334
(Office) 270-781-6000
jmparrott@aol.com
Each office independently owned and operated.

A full kitchen remodel is a project many homeowners dream about, but the scope of the endeavor can be daunting – even for the most skillful do-it-yourselfers. Done properly, however, the increased value and function it adds to a home is undeniable, which is why it's vital for homeowners to make careful decisions under the guidance of experienced professionals.

In this issue of *Bowling Green Home & Lifestyle*, we catch up with Al and Kerri Barman, who share the story of their successful kitchen transformation with contractor Tim Graham of Design Builders. Writer Diann Nichols explains how the Barmans approached the myriad decisions involved in modernizing and beautifying their kitchen space with the help of Graham's three-dimensional modeling (a concept Graham reviews in greater detail in this month's Viewpoint column).

Over in the *270bg* side of this month's edition, the focus is on the much-anticipated return of the Bowling Green Hot Rods baseball team, who will play their first season since 2019 following the cancellation of the 2020 campaign during the coronavirus pandemic. Some changes will greet fans at Bowling Green Ballpark this year: The Hot Rods are now in the High A classification of Minor League Baseball, and new promotions and amenities are set to be introduced.

Also in *270bg*, check out business profiles of Midsouth Buildings in Auburn and Rock Steady Boxing Bowling Green, which tailors its training toward people living with Parkinson's disease. And as always, share a moment with our columnists Larry Gildersleeve and Dave & Sally.

BOWLING GREEN HOME AND *Lifestyle*

Bowling Green Home & Lifestyle/270BG
Published and distributed by
Bowling Green Daily News
813 College St.,
Bowling Green, KY 42101
www.bgdailynews.com

Advertising Contacts
Larry Jobe
Director of Sales

Sales Manager & Content Director
Andrea Dennis

Copy Editor
Daniel Pike

Contributing Writers
Ruth Ann D. Bowen
Larry Gildersleeve
Tim Graham
Dave Kirgin
Diann Nichols
Robert J. Wilkins IV

Creative
Kelly Kosek
Kaitlyn Schoen
Michelle Sheridan
Susan Walker

Production Representative
FARAGO & ASSOCIATES
29200 Northwestern Hwy., Ste. 114
Southfield, MI 48034
(248) 546-7070 / FAX (248) 499-1716

Bowling Green Home & Lifestyle is published by Bowling Green Daily News. Copyright © 2020 News Publishing, LLC. All rights reserved. Reproduction in whole or part without permission is prohibited. *Bowling Green Home & Lifestyle* is a registered trademark of Bowling Green Daily News. While every effort is made to ensure accuracy, *Bowling Green Home & Lifestyle* cannot be responsible for content, opinions, practices or how the information herein is used. All materials submitted, including but not limited to images, logos and text that appear are assumed to be the property of the provider and *Bowling Green Home & Lifestyle* is not responsible for unintentional copyright infringement. *Bowling Green Home & Lifestyle* reserves the right to refuse any advertisement.

The nine-foot waterfall kitchen island is a statement piece that sets the tone for the kitchen/dining area.

A Good Plan and a Good Team – The Perfect Mix for a Great Remodel

BY **DIANN NICHOLS**

The original kitchen was dated and didn't efficiently utilize space.

When Al and Kerri Barman first contacted Tim Graham of Design Builders, they were looking to add an outdoor living area to their home. Tim met with the Barmans to give them an estimate and Kerri mentioned they were also thinking about doing a kitchen and laundry room remodel.

"While he was here," Kerri said, "he gave us some ideas about what we could do in the kitchen. And he said, 'Yeah, you know, a house this old, it would be more beneficial to invest the money on the kitchen, because that's what people look at when they are in the market.' So that's how we landed on doing the kitchen and the laundry room instead of an outdoor space. We felt like it was more financially sound to do that at the time."

With the rising costs of land and building supplies, many homeowners are choosing remodeling over building. The Barmans' house was built in 2000. They had already updated most of the house themselves except the kitchen.

"That was the last room of the house that really needed updating," said Al. "We just knew that was going to be a big undertaking and

The original kitchen, built in 2000, needed a refresh.

something we couldn't do ourselves."

According to Tim, most people remodel kitchens because the original kitchen is too small, it is poorly laid out, it is dated and worn out, or it no longer meets their needs.

As Tim noted, "Most people just want their kitchen to function and serve them properly. And they want to be able to enjoy that rather than build a new home and get rid of the existing one."

In the Barmans' case, their kitchen was dated, but it also no longer suited their needs.

"We have vacationed in different spots. And sometimes it's more economical to rent a home. You have your own washer and dryer; you can cook in your own kitchen and not have to eat out," said Kerri. "So, we had vacationed in homes that had some higher-end appliances that we were at least able to use and kind of test before you buy. And that led us down the path of what we

Clockwise from the top:

A The beautiful Elan light fixture in the dining room adds interest and helps tie the area together.

B A Thermador beverage drawer keeps drinks cold and handy.

C Recessed can lights are strategically placed for maximum effect.

D A bar cabinet helps keep the countertop uncluttered.

E Divider drawers keeps cooking utensils organized.

F The built-in Sub Zero refrigerator is flush with cabinets.

G Each glass-front cabinet is lit with recessed can lights.

H A double-door Viking oven sits above a Wolf steaming oven.

ABOVE Natural light gives the dining area an outdoor feel. The shades on the doors and windows are motorized and operated with a remote control.

were interested in."

Although the Barmans had a fairly good idea about how they wanted the kitchen to look, down to the appliances they wanted, Tim's method of building a 3-D model of the plan helped tremendously.

"When you live in a house for 20 years and you look at the same kitchen every day, you can't imagine it being done any other way," Al said. "So, it's good to have a fresh set of eyes to draw something up and then show you the 3-D imaging of what it could look like. It's very helpful for somebody that hasn't stared at it to put something together for you."

"It's important to be able to convey to or show a client what we're actually going to do," said Tim, "especially with a kitchen remodel or a bathroom remodel. We go into the home and take measurements via laser. And then we document all of the existing measurements. From there, we build a model on the computer of the existing home. Then we build a model of the new addition or new kitchen."

By using an interactive computer model, the Barmans were able to move things around, open cabinet doors, change colors and finishes and look at the kitchen from above. Not only was the interactive process fun, it also enabled the Barmans to know what the finished kitchen would look like going into the remodel.

LEFT The stainless-steel Zephyr range hood above the Wolf gas stovetop blends with the chrome cabinet hardware.

ABOVE The pendant lights above the kitchen island have a gloss graphite finish.

The results of the remodel, which took about six months to complete, are amazing. The focal point of the open kitchen/dining area is the kitchen island. Unlike most kitchen islands, this one is about nine feet long and appears to be one gigantic piece of Quartzite. However, it's actually four pieces that were put together once it was in the kitchen.

Al and Kerri agree it sets the tone for the area.

"We were wanting to have a statement piece," said Kerri. "We knew it was going to be large, the way they had sized it on the 3-D imaging. I'm like, 'Wow, this is this is going to be a big, big piece.' So, it needs to stand out in a good way."

"It's all really seamless, it all works really well," said Al. "But just the work those guys had to do to put it in to make it look like that, I've never seen anything put together like that before. It was really amazing to see that. And it looks like somebody just brought it in and set it down."

ABOVE LEFT Trash and recycling bins are concealed in a cabinet.

ABOVE Mitered edges on the kitchen island give it the appearance of one thick piece of quartzite.

LEFT The U-shaped under sink drawer adds space for dishwashing supplies.

ABOVE Custom cabinetry in the laundry room provides plenty of storage for cleaning supplies.

LEFT The laundry room design allows clothes to be folded or hung straight from the dryer.

BELOW LEFT Lots of counter space surrounds the laundry room sink.

ABOVE A strip of LED lighting under the top of the kitchen island adds ambient lighting. The colors can be changed for special occasions and holidays.

The uniqueness of this kitchen doesn't stop with the kitchen island. Besides the beautiful Elan light fixture over the dining room table, there are several other features one doesn't often find in a home kitchen. Under-cabinet Adorne strips conceal lighting and electrical outlets, complete with ports for charging phones and tablets.

When choosing appliances, the Barmans didn't stay exclusively with one brand. Instead, they chose each appliance separately based on functionality and their needs, which resulted in a mix of brand names. A Thermador beverage drawer keeps drinks cold while freeing up space in the Sub-Zero refrigerator. Beneath the double-door Viking oven is a Wolf convection steam oven. A Wolf gas stovetop, with a center griddle, completes the appliance package.

Even the flooring is somewhat unique. In keeping with the spacious open area and huge kitchen island, the Barmans chose a large-format Emser porcelain tile. Each tile is 24 inches by 48 inches and has a lappato finish, which is between a polish and a matte. This exceptionally durable tile was also used in the laundry room.

A remodel such as the Barmans did sounds daunting. But with proper planning and choosing the right designer, the process is smooth and the results are stunning. Kerri said working with Design Builders was easy because they provided all services from project management to electrical to plumbing. Design Builders also contracted Rachel Harris of Creative Interiors design center to help the Barmans.

"Rachel Harris has been very good with helping us pick out some things and kind of leading us to this ultimate design," said Kerri. "Everyone was so helpful. It was a good experience."

Kerri summed it up by saying, "I guess the only advice I would give to someone that is going through this process is plan, plan, plan. Research. Know what you want, know how to save money, and make sure it's going to fit and is going to coordinate. And you just you can't plan enough!" **BG**

ALL THINGS BASEMENTY!™

WE FIX THIS ...AND THIS ...AND THIS ...AND THIS!

Frontier

- Waterproofing
- Concrete Lifting & Leveling
- Foundation Repairs
- Humidity & Mold Control
- Nasty Crawl Spaces, too!

270-232-2588
BGbasementy.com

FREE ESTIMATES

Whether you're planning to build that dream home or adding to your existing home, consider doing business with a member of the

Builders Association of South Central Kentucky

Make the best choice.

270-781-3375

Choose a Registered Builder!

www.bascky.com

Builders Association of South Central Kentucky

859 Lovers Lane ■ Bowling Green KY 42103

Registered Builder designation is granted to professional builders meeting a strict set of criteria including providing written contracts and warranties, assuring you of a quality experience.

Spruce Up for Spring

Fresh ideas for home upgrades

PHOTOS COURTESY OF GETTY IMAGES (HOUSE AND GRILL)

(Family Features)

Spring means it's time to start sprucing up your home and garden with a little TLC inside and out. If you're unsure where to begin, consider these tips:

Make function a priority. While aesthetic changes may boost value and please the eye, be sure to consider upgrades that make living easier, like organization units that give you more space or upgrades that create additional living space.

Keep budget in mind. Make a list of the projects you'd like to complete and estimate how much each will cost. Use the list to determine what you can afford to complete now.

Do your research. If you'll be making a significant purchase such as a new vacuum or grill, be sure to explore your options, read reviews and shop around for the best prices for greater confidence in what you choose.

Set yourself up for a more enjoyable spring with more home and garden tips at eLivingtoday.com.

HANDS FREE SPRING CLEANING

For busy households, an all in one vacuum and mop robot like the Deebot N8+ is a perfect daily companion to help automate spring cleaning. It features high suction power (but low noise), TrueMapping technology to create an efficient cleaning path and the OZMO Mopping System to remove 99.26% of bacteria with dual vacuuming and mopping. Controllable with a smartphone app, it includes an Auto Empty Station for months of hands- and maintenance-free cleaning. Learn more at ecovacs.com/us.

ENHANCE THE SPACE UNDER YOUR DECK

Optimize the space beneath an elevated deck by adding a drainage system such as Trex RainEscape. Designed to capture and divert water, this system protects a deck's substructure from moisture damage while creating dry space usable for storage or an additional living area. Homeowners can safely add gas lines and wiring to accommodate grills, appliances, ceiling fans, lights and entertainment components to create an outdoor oasis. For more information, visit TrexRainEscape.com.

PERFECT YOUR PANTRY

Cleaning out your pantry is an important step during spring cleaning as it

allows you to discard expired items and rethink the space. Start by reorganizing and simplifying the area with ClosetMaid ventilated shelving like this Pantry Organizer. Built with the ShelfTrack system for a fully adjustable space along with close mesh to help prevent items from tipping over, it includes four 4-foot-by-16-inch shelves, a hang track and all necessary hardware. Find more information at closetmaid.com.

GET READY TO GRILL

A grill's lifespan depends on many factors, including where and how it is stored and your climate. When it's time to upgrade, you'll have some decisions to make. The biggest is which heating style you prefer: gas, electric or charcoal.

Shelton CPAs, LLP

The Shelton CPAs, LLP staff is experienced in utilizing technology and understanding the ever changing tax laws. Our top priority is to meet our client's needs while offering a wide range of services. Let our team of accounting professionals improve your business.

We're here to help.

181 West Professional Park Ct. • Bowling Green, KY 42104
(270) 842-9620 • sheltoncpas.com

Accounting
Auditing
Tax
Business Valuation
Forensics
Litigation Support

MassageFIX

Serious. Massage. Therapy.

Massage • MediCupping™ • Kinesio Taping™ • Infrared Sauna

Call MassageFIX® *TODAY* for a FREE CONSULTATION to get started on your Journey to Pain Free!

MassageFIX
1945 Scottsville Rd, Ste C3
Bowling Green, KY 42104

Online Booking Available at
MassageFIX.net
or call 270.904.3474

Jane Parrott
With a bird's eye view of Bowling Green
CRS, GRI, RE/MAX HALL OF FAME

cell 270-792-7334
office 270-781-6000
fax 270-782-3683
e-mail jmparrott@aol.com
www.janeparrott.com

RE/MAX Real Estate Executives
2520 Scottsville Rd. Ste. 101
Bowling Green, KY 42104

Outstanding Agents.
Outstanding Results.

Johnson
VaughnPhelps
Funeral Home, Inc.

"Where Caring Makes a Difference"

901 Fairview Avenue • Bowling Green, KY
270-843-4338

Other considerations include the overall size, number of burners and grate quality. Also be sure to compare available features, such as side burners and igniters, which are fairly common, and upgrades like lighting and fuel gauges.

WHEN TO UPDATE HOME AND GARDEN GOODS

Investing in quality products, properly maintaining and storing them all have an impact on how long they'll stay in good working condition. As you tackle spring cleaning this year, take stock of your common home and garden equipment to determine what may need updating.

Lawn Mower: If your mower needs a repair that exceeds its value, it's time for a replacement. However, there may be other signs that an upgrade is warranted. Rough operation, frequent breakdowns or other indications of faulty performance deserve a second look. Before you buy new, remember to check your warranty to determine whether repairs might be covered.

Vacuum: Many homeowners discard their used vacuum when it stops picking up dirt and debris as efficiently as it did originally. Before you move on, be sure to check that performance issues aren't the result of clogged hoses or a filter than needs cleaning or replacing. A belt may also be worn or need adjusting. Other signs it may be time to replace the vacuum include damaged or frayed cords, motor issues like overheating or making strange noises.

Grill: A grill may last anywhere from 5-15 years, depending on the quality of the materials and how it is maintained. However, it's common to have to replace parts along the way. Signs you may need a new grill include a firebox (the main enclosure) with cracks, rust or holes and burners that distribute heat unevenly. Damaged grates can affect even grilling if they're warped or if they're flaky or rusted, they can contaminate food. If you're not able to replace the grates, or any other essential part, including hoses and connectors for a gas grill, you'll be better off replacing the unit. **BG**

READY TO PLANT YOUR ROOTS THIS SPRING?

Weichert REALTORS The Hunt Group

OUR TEAM AT WEICHERT REALTORS, THE HUNT GROUP CAN HELP YOU BUY OR SELL YOUR HOME THIS SPRING! GIVE US A CALL TODAY!
270-745-9900

LYNN HUNT
REALTOR / OWNER

A perfect potato salad is a personal thing. The recipe that follows comes from a basic potato salad recipe handed down for years and perfected to our family's taste. There are several secrets to a good potato salad, like using waxy potatoes: red or fingerlings. Always cook the potatoes in salted water. Make sure the potatoes are cool before mixing with the other ingredients. Don't be afraid to experiment with dressing flavors and ingredients. Make the salad early enough before serving that it can be refrigerated for several hours or overnight. NEVER let the potato salad sit out over two hours without refrigeration.

SWEET & TANGY POTATO SALAD

BY **RUTH ANN D. BOWEN**

INGREDIENTS:

5 pounds small red potatoes

7 hard-boiled eggs, chopped

2 green onions, chopped into very small slices

1/3 cup sweet or red onion, finely chopped

2 cups celery chopped into small pieces

1 cup of sweet salad cubes, relish, or chopped sweet pickles

2 teaspoons celery seed

Salt to taste

White pepper to taste

DRESSING:

1 cup Miracle Whip

1 cup mayonnaise

3 tablespoons prepared mustard

3 tablespoons honey

2 tablespoons white vinegar

In a small bowl, stir dressing ingredients together.

DIRECTIONS:

Place the whole potatoes into a stockpot and cover with salted cold water one inch over potatoes. Bring the potatoes to a boil, then reduce the heat to a gentle simmer until a fork easily pierces the potato, about 15 to 20 minutes. Be careful not to allow them to get mushy soft. Pour the hot water off the potatoes and put them into an ice bath to stop cooking. After they have had time to cool down, you can remove the skin from the potatoes if desired. Otherwise, cut into small chunks and place in a large bowl.

Add the chopped boiled eggs, onions, celery and salad cubes to prepared chunked potatoes. Add the salt and pepper. Gently stir to combine, adding the dressing a little at a time to coat all the ingredients fully. Mix well and refrigerate until chilled, allowing flavors to combine.

It's best to make the potato salad a day ahead and refrigerate overnight before serving. Just before serving, sprinkle with paprika. At this time, you can also sprinkle pieces of green onion stems and bacon pieces or your choice of herbs to garnish.

ADDITIONAL INGREDIENTS YOU MAY CHOOSE TO ADD:

- **Green or red pepper**
- **Pimento**
- **Fresh herbs**
- **Diced ham, pepperoni or salami**
- **Olives**
- **Slivered radishes**
- **Frozen peas**

Potato salad should not sit out at room temperature longer than 2 hours. **BG**



Celebrate Arbor Day Weekend

BY **RUTH ANN D. BOWEN**

"I think that I shall never see, A poem lovely as a tree."

Bowling Green has been a Tree City USA since 1994, the program being sponsored by the National Arbor Day Foundation in cooperation with the USDA Forest Service and the National Association of State Foresters. Western Kentucky University has been designated as a Tree Campus USA by t he National Arbor Day Foundation since 2010. The same foundation has named our municipal utility company, BGMU, as a Tree Line USA utility for the 14th consecutive year.

Trees are an essential part of our community in so many ways. We might even say they are vital. They bestow upon us cleaner air, cleaner water, shadier parks, yards, and streets, and so many other incredible benefits, along with all their unique beauty.

Trees in Our Town

By Joyce Kilmer, Trees & Other Poems

Some trees are big, and others tall
Some bloom in Spring, some not at all.

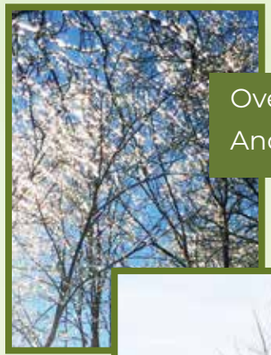

Over there, see the tree that's small?
And look here, this happened in Fall!



There're trees that stay green year around
And some have branches that astound.

Unique in size, shape, fruit and bark.
Some are colored, others are dark.

Some trees are new, and others old,
They are all splendid to behold.

They're in the country and in town
And in strange places some are found.

They live in graveyards, fields, and parks,
And near our homes and in our hearts.

In this book on these four pages,
Are B.G.'s trees in their stages....

From Winter, Summer, Spring to Fall
Go for a ride to see them all.

Take a ride around our community and CELEBRATE TREES this Arbor Day weekend!

"Poems are made
by fools like me,
But only God can
make a tree."

By Joyce Kilmer, Trees & Other Poems

Call the Builder that listens and *Delivers*



View our client testimonials at
tonyhenonconstruction.com

Tony Henon CONSTRUCTION, INC.
www.TonyHenonConstruction.com • (270) 781-4689
Serving you for 4 Generations

3-D Design

TIM,

We have been considering a remodel project for our home, but we don't know how to turn our dreams for our new space into reality. Where should we begin?

There is no better way to plan a project than to see it in three dimensions. Just as a movie tells a story better than a still photo, 3-D design allows you to see your new space from all angles, rather than a single view from a single image.

3-D design is typically presented on a computer screen rather than a flat piece of paper and can therefore give the viewer a sense that they are actually walking through the new space before a single nail has been hammered. Want to see that living room wall with bay windows? No problem. Want to check out the view from the window? Step right up. Changed your mind and now want no windows? Hold on a sec.

So how do you know if a builder works in 3-D? It's always a good idea to ask when you're interviewing potential candidates and to take a look at examples of their drawings and 3-D presentations. 3-D design software has been available for many years now, but only the best design/build firms design and present in 3-D.

And now for the good news: It typically doesn't cost extra! If you choose a professional builder who designs in 3-D, they can typically do 3-D presentations for the same cost as a typical 2-D set of construction plans.

Below are three ways builders with 3-D design can help you with your project.

1. Understanding traditional 2-D floor plans and elevations can be difficult.

Many people can get the general idea from traditional floor plan, but have trouble visualizing how the design is going to look. Being able to see and experience your design in 3-D will help you understand how it is going to work. The more you understand the look and feel of your design, the more comfortable you'll be at making decisions.

2. 3-D designs can evolve.

Design meetings are the best way to be included in the design process and to make sure nothing is overlooked.

What does a design presentation in 3-D look like? It could be a fly-through or multiple perspective views of your project. I've found that the most efficient and productive 3-D design meetings are in the office with everyone sitting around the flat screen, walking through the project room by room. This usually always brings up design questions, and changes can sometimes be made to the model during the meeting for instant results.

3-D design allows you to see your new space from all angles, rather than a single view from a single image.

3. 3-D design can help cut down on changes after construction has begun.

Reducing changes during construction process can help save time and money. But it can be hard to reduce changes until you really understand what the space will look and feel like, which is where 3-D design comes in. Having a clear understanding of your project before construction begins is the best method to significantly reduce the cost of unnecessary charges.

Of course, the mere ability to design in 3-D does not guarantee great results, but when coupled with a highly skilled builder, professional designers and selection specialists, 3-D design can help ensure your next project turns out just as you envisioned it. **BG**

CERTIFIED GREEN PROFESSIONAL™

Tim Graham has been building homes in South Central, KY for over 25 years.
He is a Master Builder, a Registered Builder and a Certified Green Professional.

Tim Graham, President,
Design Builders, Inc.
www.designbuildersonline.com



WWW.TARTERONLINE.COM

MAXIMIZE THE PROFIT! MINIMIZE THE WAIT!

Sell on your terms, let's pick a sale date!

A SUCCESSFUL AUCTION DOESN'T HAPPEN BY ACCIDENT, IT DEPENDS ON PROVEN EXPERIENCE, DEDICATION, REPUTATION & SUCCESSFUL MARKETING. IT'S A COORDINATED EVENT IN WHICH EVERY ASPECT OF AUCTION MUST BE CAREFULLY PLANNED & EXECUTED. FROM THE INITIAL INSPECTION OF THE PROPERTY, DETERMINING WHAT YOUR CLIENTS GOALS ARE, THE ADVERTISING PLAN, PRE-AUCTION PREPARATION, AUCTION DAY, TO POST AUCTION DUTIES. YOU CAN BE ASSURED THAT WE WILL WORK FOR YOU.

Over 60 years in business, our complete auction staff at Tarter Real Estate & Auction Company is experienced, trained & skilled in today's real estate marketing techniques.

504 31-W BY-PASS · BOWLING GREEN, KY

(270) 781-0001 OR (270) 843-6746

LEON TARTER
Broker/Auct., Since Before 1955

***JOHN TARTER**
Broker/Auctioneer, Since 1973

NAA Auctioneer · CAGA Certified Appraiser · Equal Housing Opportunity · REALTOR

***DAVID TARTER**
Broker/Auctioneer, Since 1986

SAM TARTER
Apprentice Auctioneer

DARCY TABOR, *Auctioneer*