

BELGRADE SCHOOL DISTRICT #44



AGENDA **BOARD OF TRUSTEES**

Contents
July 23rd, 2020

Agenda		2
Exhibit 4.1	Coaching Hires	3-4
Exhibit 5.1.1	Belgrade Reopening Plan	5-7
Exhibit 5.1.2	6 Ways to Bring Students and Staff Back to Schools	8-11
Exhibit 5.1.3	Parent Data for Return to School Survey	12
Exhibit 5.1.4	Teacher Safety Meeting Questions	13-14
Exhibit 5.1.5	BSD44 Safe School Reopening Guidelines	15-30
Exhibit 5.1.6	COVID 19 Cafeteria Procedures	31-32
Exhibit 5.1.7	Middle School Master Schedule	33-34
Exhibit 5.1.8	High School Master Schedule	35-36
Exhibit 5.2	Cleaning Protocol/ Decontamination	37-71



AGENDA for a special meeting of the Board of Education to be held at
6:00 P.M. in the Belgrade High School Auditorium on Thursday, July 23rd, 2020

1. **Call to order and roll call**
2. **Explanation of Procedures** - *Recognition of visitors and explanation of procedures to be followed when addressing the Board. Please turn off cell phones.*
3. **Public Participation on Non-Agenda Items** - *As required by Montana law, members of the community are given an opportunity to make brief comments to the Board on any matters not included in the agenda. Individuals wishing to be heard shall first be recognized by the Chairperson. Individuals, after identifying themselves, will proceed to make brief comments. The board would like to remind everyone that to avoid violations of individual rights of privacy, a member of the public wishing to address the Board will not be allowed to make comments about any student, staff member, or member of the general public. No action may be taken on any matter discussed during the public comment portion of the meeting, until such time as the matter is specifically noticed on an agenda, and the public has been allowed the opportunity to comment.*
4. **Prior Business**
 - 4.1. Coaching Hires – John Blackman
5. **New Business**
 - 5.1. School Reopening Discussion
 - 5.1.1 Belgrade Reopening Plan
 - 5.1.2 6 Ways to Bring Students and Staff Back to Schools
 - 5.1.3 Parent Data for Return to School Survey
 - 5.1.4 Teacher Safety Meeting Questions
 - 5.1.5 BSD44 Safe School Reopening Guidelines
 - 5.1.6 COVID 19 Cafeteria Procedures
 - 5.1.7 Middle School Master Schedule
 - 5.1.8 High School Master Schedule
 - 5.2. Cleaning Protocol/ Decontamination – Kevin Dineen

The need for an executive session is based on the Chairperson's judgment that the protection of the individual's constitutional right of privacy outweighs the public's right to know.

Resolution 2020-A
August, 2020 Special Board Meeting

NEW HIRES

<u>NAME</u>	<u>POSITION</u>	<u>LOCATION</u>	<u>STATUS</u>	<u>EFFECTIVE DATE</u>

POSITION REVISIONS

<u>NAME</u>	<u>POSITION</u>	<u>LOCATION</u>	<u>ADDITION/CHANGE</u>	<u>STATUS</u>	<u>EFFECTIVE DATE</u>

COACHING HIRES

<u>NAME</u>	<u>POSITION</u>	<u>LOCATION</u>	<u>STATUS</u>	<u>SEASON DATES</u>
Hickert, Ashley	Assistant Girls Basketball Coach	High school	Stipend	11/2020-03/2021
Heckel, Sydney	Head Boys Soccer Coach	High School	Stipend	08/14/2020-10/31/2020
Edge, Mitchell	Assistant Football Coach	High School	Stipend	8/10/2020-11/21/2020
Rossmann, Joe	Assistant Golf Coach	High School	Stipend	8/10/2020-10/2/2020
Shattuck, Nikki	Assistant Volleyball Coach	High School	Stipend	8/14/2020-10/31/2020
Edge, Mitchell	Assistant Boys Basketball Coach	High School	Stipend	11/2020-03/2021



RESIGNATIONS

<u>NAME</u>	<u>POSITION</u>	<u>LOCATION</u>	<u>STATUS</u>	<u>EFFECTIVE DATE</u>
Talon Taylor	Boys Assist. B-Ball Coach	High School	Stipend	07-15-2020

RETIREMENT

<u>NAME</u>	<u>POSITION</u>	<u>LOCATION</u>	<u>EFFECTIVE DATE</u>
Jodi Ruff	Math Teacher	High School	10-16-2020

Belgrade Reopening Plan - Draft

State or Local Health Directives		Safety and Health Precautions	Instruction and learning model
Phase 0	Remote instruction and learning	<ul style="list-style-type: none"> All school facilities are closed to the public Remote food service 	<ul style="list-style-type: none"> Full time remote learning No student activities No public rental of school facilities
Phase 1	Restricted local or state operations Limits on group size at 10-15, without social distancing, as per local or state order.	<ul style="list-style-type: none"> Health screening for students done at home. Handwashing and steps to limit germ transmission are pro-actively taught and dedicated time throughout the day Student groups will be kept together in static groups (when possible) for contact tracing and limiting germ transmission Frequent sanitizing of surfaces and bathrooms Face coverings: We will recommend following the county health requirements. No public visitors to schools 	<ul style="list-style-type: none"> Blended Model of on-site (limited) and remote learning (primary) Onsite instruction will be used on a limited basis to support students experiencing difficulty with remote learning. Classes will be divided into two groups alphabetically, students with last names beginning A-L will attend Mondays and Tuesdays on-site and students with last names beginning M-Z will attend Wednesdays and Thursdays (keeping families together) and Fridays will be for student assistance and PD. Families could choose 100% remote learning, but must supply their own technology, unless medically warranted. No extra-curricular activities All school facilities closed to public rental No student or staff travel Accommodations will be made for student and staff who are required to quarantine.

<p>Phase 2</p>	<p>Modified local or state operations Limits on group size at 50, without social distancing, as per local or state order</p>	<ul style="list-style-type: none"> • Health screening for students, done at home. • Handwashing and steps to limit germ transmission are pro-actively taught and dedicated time throughout the day • Student groups will be kept together in static groups (when possible) for contact tracing and limiting transmission • Frequent sanitizing of surfaces and bathrooms • Face coverings (masks/shields) required for MS and HS when social distancing is not possible. Face coverings recommended at K-5 when feasible and appropriate. • No public visitors to schools 	<ul style="list-style-type: none"> • On-site learning will return to every day for all students • Near to full capacity in schools with modified operations and school activities (modified lunch or recess to limit large grouping) • Modified school schedule to allow for static groupings of students and limit mixing of students during the day. • Families could choose 100% remote learning • Limits or restrictions on extra-curricular activities in order to minimize mixing of groups • All school facilities may be open on a limited basis, with approved use plan. • Gatherings may be allowed if social distancing can be adhered to.
<p>Phase 3</p>	<p>Return to normal local or state operations May be limits on group size, unknown</p>	<ul style="list-style-type: none"> • Handwashing and steps to limit germ transmission are pro-actively taught and dedicated time throughout the day • Frequent sanitizing of surfaces and bathrooms • Face coverings voluntary? • Visitors will be allowed 	<ul style="list-style-type: none"> • On-site learning will return to every day for all students • Students will rotate through schedules and routines as normal • No restrictions on extra-curricular activities • School facilities available for public rental • 100% remote learning available to some students based on personalized learning plan • Extra curricula activities are ok, pending MHSA approval.

This information represents a general model of our plans to open schools in August. More specific information related to protocols can be found under the Reopening tab on our website. In addition, protocols may change over time, based on current research and health guidelines.

If there is a positive case in the school we will:

- Isolate the individual as soon as possible.
- Make the necessary contacts (family member) – Pickup timeline is important.
- Do contact tracing for close contacts (15 minutes. of exposure and less than 6 feet).
- Require infected persons to be quarantined for 14 days.
- Close and deep clean all areas around the infection.
- Allow all isolated individuals to return to school in 10 days, if negative for infection.
- Work with the Gallatin County Health Department on protocols and threshold numbers.

Other Considerations:

- Home health screening means checking your student for signs of illness (like fever, runny nose, achy, etc.) before they leave for school.
- Keep sick students home until better.
- No student/staff travel refers to school sponsored or related activities.
- Social distancing (as much as possible) in effect until we get back to normal.
- Large areas (like the gym and cafeteria) may be used for teaching really big classes, like music.

Additional Resources on COVID-19

<https://www.cdc.gov/coronavirus/2019-ncov/prevent-getting-sick/prevention.html>

<file:///C:/Users/gsaunders/Desktop/COVID-19%20Planning%20Considerations%20%20Guidance%20for%20School%20Re-entry.htm>

<file:///C:/Users/gsaunders/Desktop/COVID-19%20Planning%20Considerations%20%20Guidance%20for%20School%20Re-entry.htm>

6 Ways to Bring Students and Staff Back to Schools

By **Madeline Will**

June 10, 2020

Assuming school buildings reopen this fall, it won't be business as usual.



Public health authorities—including the U.S. Centers for Disease Control and Prevention—recommend that schools maintain six feet of social distancing in classrooms and in common areas, such as hallways and cafeterias. This will be difficult, if not impossible, in many crowded school buildings, without some radical adjustments to school operations. **Transportation limitations** will also drive scheduling decisions.

For many school leaders, a hybrid approach of both in-person and remote instruction makes the most sense—but there are many ways that could work. There are pros and cons to every approach, and the flexibility districts have to alter their schedules may depend on state requirements.

To help district and school leaders make these high-stakes decisions, Education Week spoke to more than a dozen experts, including public health officials, education leaders, and superintendents, to determine a list of a half-dozen potential models, some of which could be used simultaneously.

1. Phased Reopening

How it works: Schools bring back only some students at first to avoid crowding buildings and make it easier to adhere to social distancing. For instance, schools could welcome back only one or two grade levels, while students in other grades continue to learn remotely. As conditions with the virus improve, schools can gradually welcome more students until they reach full capacity.

Another version: School buildings initially open one day a week, with students continuing to learn remotely the other four days. Students would be divided into groups, either alphabetically or based on grade level, and be assigned to come on a specific day. The number of days a week that students are physically in school could gradually increase as the risks to health decrease in local communities.

Pros: Helps build the confidence of students, parents, and staff as they gradually return to school—and allows schools to more easily scale back operations if there's another wave of the virus later in the school year.

Cons: Deciding who comes back first won't be easy. There are competing arguments about whether younger grades or older grades should be the first to return. On one hand, virtual learning can be harder to provide for young students than it is for older students, and younger children might benefit more from being in the classroom with their teachers and peers. On the other, older students are more likely to follow the rules of social distancing. Experts suggest that district leaders consult with their local health departments to guide this decision. Childcare will also initially be a challenge for working parents.

HOW WE GO BACK TO SCHOOL



District and school leaders are confronting difficult, high-stakes decisions as they plan for how to reopen schools amid a global pandemic. Through eight installments, Education Week journalists explore the big challenges education leaders must address, including running a socially distanced school, rethinking how to get students to and from school, and making up for learning losses. We present a broad spectrum of options endorsed by public health officials, explain strategies that

2. Multi-Track System

How it works: Schools operate on a track schedule, with groups of students in school buildings on different days and engaging in remote learning when they are home. For example, one cohort of students comes to school on Mondays and Wednesdays, another cohort comes on Tuesdays and Thursdays, and everybody stays home on Fridays.

some districts will adopt, and provide estimated costs.

Read Part 1: The Socially Distanced School Day

Another version: Schools divide students into A, B, and C groups, and have students take classes in-person every third day. In this model, special education students, English-language learners, and other vulnerable children like homeless students attend classes in person every day.

Pros: Keeping buildings empty on Fridays allows for regular, deep cleaning without disruption to teaching and learning. Ensuring that the students who need more in-person instruction can be in schools every day addresses a lot of big equity concerns.

Cons: Some families may object to allowing only certain students to attend school daily. This also poses a childcare challenge for working parents.

3. Staggered Schedules

How it works: Half of students come to school in the morning while the other half comes in the afternoon. Schools divide the students based on grade levels or alphabetically, in order to keep siblings on the same schedule.

Pros: Schools avoid some bottlenecks, including arrival, departure, and lunchtime. Morning-shift students could grab an individually packaged meal on their way home. All students would get in-person instruction daily.

Cons: This might not be as workable for schools with large student enrollments. It'll be challenging for parents with full-time jobs to manage the times of day when their children aren't in school.

4. Bubble Strategy

How it works: The same group of students stays together for all or most of the day, with the same teacher or teachers.

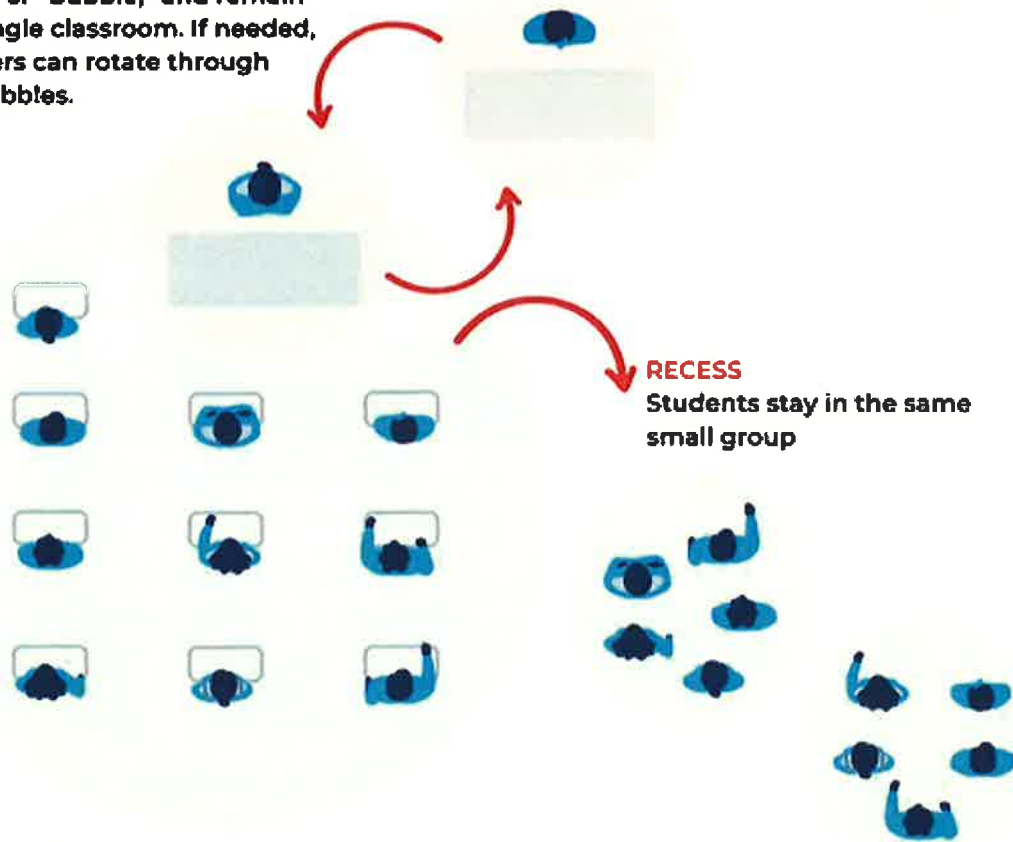
Students remain in a single classroom all day, even for lunch. If needed, different teachers rotate into the classroom while the students stay put. Younger students might forego electives, like art or physical education, or those teachers provide a lesson to the homeroom teacher. Students might also take those elective classes online, at home.

Pros: This is the CDC's recommended approach. If someone tests positive for COVID-19, the exposure to possible infection is limited to a smaller group, and contact tracing is easier to conduct.

Cons: Students are confined to a single space for extended periods. Classrooms may not be large enough to accommodate social distancing measures if the school's entire student body is in the building at once.

Limiting Exposure and Transmission

Students stay in the same small group, or "bubble," and remain in a single classroom. If needed, teachers can rotate through the bubbles.



SOURCE: Education Week reporting

5. Cyclical Lockdown Strategy

How it works: School buildings regularly alternate between being open and closed, with students staying home for a minimum of 10 days during closure periods. Students attend school one full week, followed by two weeks of remote learning at home.

Another version: Students come to school Monday through Thursday, and then learn from home on Friday and all days of the following week.

Pros: Research says this schedule would allow the virus to reach peak infectiousness during "at-home" weeks. While symptomatic carriers of the virus can be infectious for longer than 10 days, the symptoms would be detected while people are under lockdown, so they and other members of their household can remain isolated or self-quarantined. It may help limit unscheduled disruptions caused by a positive case or wider outbreak in the community.

Rob Miller, the superintendent of Bixby Public Schools near Tulsa, Okla., is leaning toward this strategy for the fall, although he won't make a final decision until closer to the start of the school year. He thinks it would mitigate exposure of the virus in the community, keep students academically engaged, and give families some predictability.

The local health department put it to him this way, Miller said: "It's virtually a guarantee that school in the first semester of next year will be disrupted. It's how do we want it to be disrupted?" He also thinks this approach will ease some of the pressures of social distancing, and schools can operate somewhat normally—with protective safety measures in place, such as masks for staff members and increased handwashing—during "on weeks."

Cons: Students will spend more time in remote learning environments than in school buildings receiving in-person instruction. For working parents with younger children, childcare may be challenging to arrange on such an unconventional schedule.

6. Year-Round Schedule

How it works: The school divides students into groups—one cohort attends school for a set period, roughly nine weeks, while the other cohorts participate in remote learning. The groups would rotate at the end of each period. Breaks from schooling would be more frequent, but shorter than the traditional 10-week summer vacation.

Pros: This keeps students from falling behind academically with no extended breaks from formal teaching and learning. Builds in scheduling buffers for times when buildings must shut down due to positive cases of COVID-19, as well as more frequent opportunities for deep cleaning.

Cons: There's a strong constituency for summer vacation, and pushback to a year-round calendar—even temporarily—could be strong in some communities. Getting siblings on the same schedules can be a logistical challenge. Districts in states that have mandatory start and end dates typically need a waiver for this schedule, although some states have already offered flexibility for the 2020-21 school year.

Assistant Editor Denisa R. Superville contributed to this report.

Education Week spoke to many experts for this installment. In alphabetical order, they are: Elizabeth Allan, the president of the National Science Teaching Association; John Bailey, a visiting fellow at the American Enterprise Institute; Nathaniel Beers, a pediatrician at Children's National Hospital in Washington; Andrew Buher, the founder and managing director of Opportunity Labs; Grace Cheng Dodge, the deputy head of school for the Taipei American School; Sharon Danks, the CEO and founder of Green Schoolyards America; Dan Domenech, the executive director of AASA, the School Superintendents Association; Mary Filardo, the executive director of 21st Century School Fund; Georgina Harrisson, the deputy secretary of educational services at the New South Wales Department of Education; David Hornak, the executive director of the National Association for Year-Round Education; Larry Kraut, the chief operating officer of the Taipei American School; Sandy Mackenzie, the director of the Copenhagen International School; Curt Macysyn, the executive director of the National School Transportation Association; Rob Miller, the superintendent of Bixby Public Schools in Tulsa, Okla.; Ali Mokdad, a professor at the Institute for Health Metrics and Evaluation at the University of Washington; Scott Muri, the superintendent of Ector County Independent school district in Odessa, Texas; Mario Ramirez, an emergency medicine physician and the managing director of Opportunity Labs; L. Oliver Robinson, the superintendent of Shenendehowa Central Schools in Clifton Park, N.Y.; Monica Rogers, the information systems manager for the Tulsa Health Department.

WEB ONLY

Percentage Returning with Full and Partial Open (2170 responses)

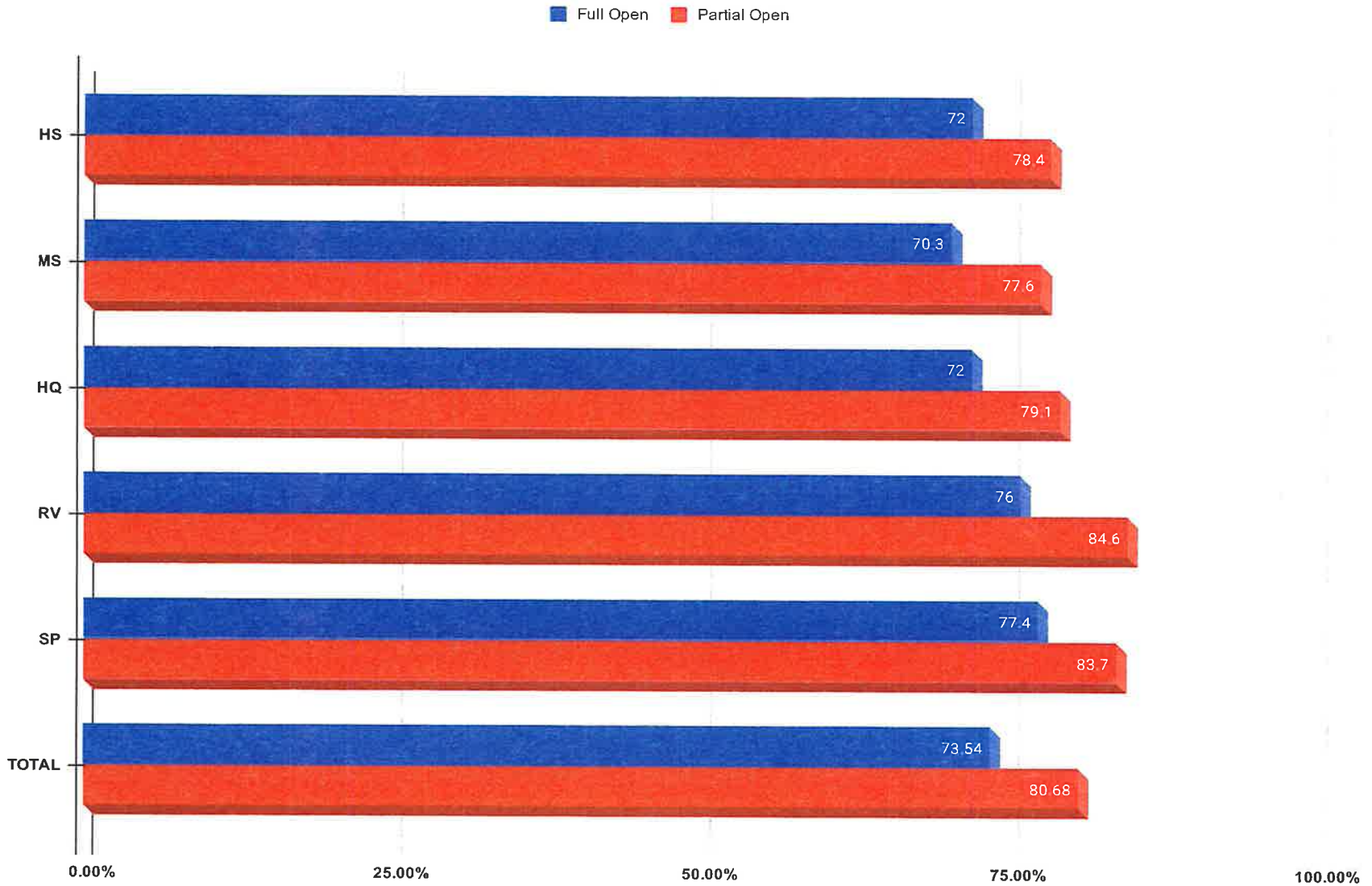


EXHIBIT
5.1.3

Questions for Godfrey on Teacher Safety regarding returning to school

Teacher safety:

1. What safeguards are we going to have in place for teachers with compromised immune systems.
2. What is the procedure for letting a teacher know they have been exposed? I hope we are not relying on health department.
3. We need to require masks.
 - a. How do we make sure kids are wearing them correctly?
 - b. How do we make sure teachers are wearing them correctly?
 - c. What if they don't. What about the kid who refuses to wear the mask?
 - d. How many times do I send him/her to the office before we send them home? Is that in the handbook? Will there be a policy on this?
 - e. Will the Mask mandate disappear when the governor rescinds his order?
 - f. What about a student/teacher who refuses to wear one and claims HIPPA?
 - g. Is there any thought about wearing face shields in addition to masks?
4. How do we manage social distancing during bathroom and other breaks?
5. How will teacher breaks occur with long classes? No passing periods, shorten lunches, etc.
6. What about teachers who are covering for other teachers who are absent because of no subs this adds more exposure.
7. Who is responsible to clean the bathrooms regularly?
8. Air flow in Quaw building upstairs, rooms can get very hot in fall and spring. Can you still use fans and air conditioning systems?
9. Will parents have to sign a waiver sending their children back to school? Who is responsible if the child gets sick and it's linked back to the school?
10. What about the divisive nature of Covid-19 and politics. How are we going to enforce school policies (such as wearing a mask) when we have teachers/students/staff on both sides of the political fence. It needs to be consistent.

Sick leaves:

1. If a teacher is gone for 14 days for Covid-19...do they have to take that many sick days out of their personal sick days? ...what if they don't have 14 days sick?
2. When teachers are quarantined are they paid? Can they work from home?
3. What if a teacher is absent from a school, but wants to teach from home that day (online)...do they have to take a sick day?
4. What if I have to get tested? Will the number of days I have to wait come out of my sick leave? And if I test negative then what happens? Do I owe the district leave? What happens if I test positive? Where does that leave come from? Am I still required to teach while I wait on my test results? Who will be in my room to monitor kids while I'm at home? Will the kids have to work from home if I'm out?

5. What if a teacher cannot go back to school because of a medical issue, do they use FMLA? What do they do when that runs out?
6. What about teachers running out of sick days for non-Covid-19 related issues when they have to stay home for care of their own children because their children aren't at school either sickness or every other day instruction at other schools, etc.

Substitutes:

1. How do we propose to deal with lack of substitute teachers and contact tracing of substitutes in multiple buildings?
2. Most subs are older and at risk population...how do we deal with this?
3. Do we have enough substitutes? What happens if they can't find a substitute?
4. Are our substitutes going to be trained on Google classroom?

Plan time:

1. What will plan time look like at each building? Is there going to be compensation for any extra time put in?
2. Are we proposing duty free lunch? Will this time be compensated? How will duty be divided fairly amongst teachers?
3. If we are expected to teach in a blended model, will there be extra plan time allotted due to the demands of teaching in two platforms?
4. If we are going back full time, when does the teacher maintain an online classroom? Is this going to be an extra duty assigned to teachers?

Leave of absence:

1. The deadline for retirement and leave of absence has passed. What if a teacher decides last-minute they do not want to return for the coming school year?

General:

1. Can we have a separate CBA language for HS/MS/ES?
2. If we line students up three feet apart that will make a line 75 feet long, how will we manage that?

BSD44 Safe School Reopening Guidelines

Table of Contents

Introduction

Signage

Social Distancing

- Measures to Keep People Safe According to CDC Guidelines

- Measures to Protect Faculty, Staff and Student Health

- Measures to Prevent Crowds from Gathering

- Measures to Protect Other Staff

Office

- Measures to Protect Office Staff

Instruction

- Instruction Guidelines

- Instruction Modifications

- Special Education

- Professional Development

- Technology

- Union/Association

- Policy

Food Services

- Food Service - Measures to Prevent Unnecessary Contact

- Breakfast and Lunch Modifications

Health Guidelines

- General

- Monitoring and Preparing

- Plan for when a staff, child, or visitor becomes sick

- Maintain healthy operations

- Closing

- Vulnerable Populations

- Contact Tracing

Human Resources Considerations

Transportation Issues

Facilities

- Intensify cleaning, disinfection, and ventilation issues**

Sports and Afterschool Activities

- Sports and Afterschool Activity Issues

Communications

- Parent Communication

Staff Communication
Gallatin County Health Department Communication
School Boards Communication

Graduation Ceremonies

Appendix:

Introduction

Interim Guidance for Schools

Information contained in this document corresponds to Gallatin City-County Health Department and CDC recommendations. These guidelines exist to keep our Belgrade community safe while resuming peer-to-peer learning and providing critical support for parents and guardians returning to work. These recommendations depend on community monitoring to prevent COVID-19 from spreading. The number of practices put into place will be dependent on the level of COVID-19 spread and the phase of re-opening of the community. All decisions about following these recommendations should be made in collaboration with local health officials and other state and local authorities who can help assess the current level of mitigation needed based on levels of COVID-19 community transmission and the capacities of the local public health and healthcare systems, among other relevant factors.

In all Phases:

- Establish and continue communication with local and State authorities to determine current mitigation levels in the Gallatin Valley.
- Protect and support staff and students who are at higher risk for severe illness, such as providing options for telework and virtual learning.
- Follow CDC's Guidance for Schools and Childcare Programs.
- Provide teachers and staff from higher transmission areas (earlier Phase areas) telework and other options as feasible to eliminate travel to schools in lower transmission (later Phase) areas and vice versa.
- Ensure external community organizations that use the facilities also follow this guidance.
 - Phase 1: Schools that are currently closed, remain closed. E-learning or distance learning opportunities should be provided for all students. Ensure provision of student services such as school meal programs.
 - Phase 2: Remain open with enhanced social distancing measures and for children who live in the local geographic area only.
 - Phase 3: Remain open with distancing measures. Restrict attendance to those from limited transmission areas (other Phase 3 areas) only.

Signage

Signage: To help promote the daily preventative actions at all times.

- Signage at each public entrance of the facility to inform all faculty, staff and students that they should: avoid entering the facility if they have a respiratory symptoms such as cough, shortness of breath, sore throat and/or a fever; maintain a minimum six-foot distance from one another; and not shake hands or engage in any unnecessary physical contact.
- Signage posting a copy of the Social Distancing Protocol at each public entrance to each building and restrooms. (distance guidelines will be according to the Governor's Office and CDC.)
- Progressive usage of school buildings. Opening should be limited to school day only. With time, buildings can be opened after hours, keeping copious sign-in documentation of individuals who have been in the buildings.
- Signage that drinking fountains will not be used.
- Signage that no visitors are allowed. See Office bullet for how to deal with vendors.

Social Distancing

Measures to Keep Social Distancing according to CDC Guidelines (Check all that apply to the campus):

- All faculty, staff, and students have been instructed to maintain at least six feet distance from one another, except employees who may momentarily come closer when necessary to treat an illness. Staff required to wear PPE when treating a student with illness or exhibiting signs of the flu.
- Place signs around the campus reminding people to be at least six feet apart, including when occupying a classroom. In the beginning, have someone share a friendly reminder of six feet apart over the intercom.
- If possible, hire staff to help monitor student movement during movement time between classes.
- Stagger class schedules to limit the number of students in the halls between classes.
- Ensure that student and staff groupings are as static as possible by having the same group of children stay with the same staff (all day for young children, and as much as possible for older children).
 - Institute homeroom stays - Children remain with one group of children all day and teachers rotate through the room. If instituting homeroom stays - Children need to wear masks if they are closer than 6 feet for a longer than 30 minutes.
 - Restrict mixing between groups
- To reduce movement in the halls, have the teachers move from class to class.
- Place tape or other markings at least six feet apart in key areas with signs directing faculty, staff and students to use the markings to maintain distance, especially in student lines such as before school opens, lunch lines, recess lines, bus lines, etc.
- Hold outdoor classes when possible.
- Separate student areas from one another to prevent gathering. Create schedules where students have minimum movement in unsupervised areas.

- Restrict nonessential visitors, volunteers, and activities involving other groups at the same time
- Close communal use spaces such as dining halls and playgrounds if possible; otherwise stagger use and disinfect in between use.
- If a cafeteria or group dining room is typically used, serve meals in classrooms instead. Serve individually plated meals and hold activities in separate classrooms. Stagger arrival and drop-off times or locations, or put in place
- other protocols to limit direct contact with parents as much as possible.
- Create social distance between children on school buses where possible.
- Consider staggering arrival and drop-off times or locations, or put in place other protocols to limit direct contact with parents as much as possible. Continue to stagger arrival and drop-off times and plan to continue limiting direct contact with parents as much as possible
- Keep each child's belongings separated from others' and in individually labeled containers, cubbies, or areas.
- Ensure adequate supplies to minimize sharing of high touch materials to the extent possible (art supplies, equipment etc. assigned to a single camper) or limit use of supplies and equipment by one group of children at a time and clean and
- disinfect between use.
- If food is offered at any event, have pre-packaged boxes or bags for each attendee instead of a buffet or family-style meal. Avoid sharing of foods and utensils.
- Avoid sharing electronic devices, toys, books, and other games or learning aids.
- Optional – (Describe other measures (i.e) closure of library, bands, choirs, cafeteria or other “assembly-type” spaces)

Measures to Protect Faculty, Staff and Student Health:

Safety Actions

- Promote healthy hygiene practices (Phases 1-3)
- Teach and reinforce washing hands and covering coughs and sneezes among children and staff.
- Teach and reinforce use of cloth face coverings among all staff and possibly students. Face coverings are most essential in times when physical distancing is not possible. Staff should be frequently reminded not to touch the face covering and to wash their hands frequently. Information should be provided to all staff on proper use, removal, and washing of cloth face coverings.
- Have adequate supplies to support healthy hygiene behaviors, including soap, hand sanitizer with at least 60 percent alcohol (for staff and older children who can safely use hand sanitizer), tissues, and no-touch trash cans.
 - Disinfectant and related supplies are available to all employees close to their work location.

- Hand sanitizer effective against COVID-19 is available to all faculty, staff, students and contractors at the following (List Locations). The preferred method is to wash hands.
- Soap and water are available to all employees at the following locations. (List Locations)
- Require hand washing in regular intervals.
- Post signs on how to stop the spread of COVID-19, properly wash hands, promote everyday protective measures, and properly wear a face covering.
- All vulnerable individuals should continue to shelter in place. Everyone who can carry out their work duties from home have been directed to do so.
- Designate a sick room or space where sick staff and students who have been identified as presenting with illness symptoms can be held until a parent or guardian can pick them up. Students will be given masks to wear until they exit the building. Make sure students have been taught how to safely wear and remove their masks. Access to this area should be extremely limited and closely monitored.
- All employees and students have been told NOT to come to campus if sick.
- Education of staff: symptoms, PPE availability and use.
- All desks or individual workstations are separated by at least six feet.
- Break rooms, bathrooms, and other common areas are being disinfected frequently with a strong preference to put them on a schedule with “sign off” date and time posted.
- Keep libraries, gyms, and playgrounds off limits unless they can be sanitized between groups.
- Sanitize playground equipment between recesses. (Head custodian develops schedule and posts)
- Copies of Coronavirus Protocol have been published to the online portal for reference.
- Encourage students to disinfect personal belongings such as backpacks on a daily basis. (Procedures to be given to students upon return to school)
- Turn off drinking fountains.

Measures to Prevent Crowds from Gathering (Check all that apply to the campus):

- Limit the number of people on campus, or in one area of campus, at any one time which allows for faculty, staff and employees to easily maintain at least six-foot distance from one another at all practicable times.
- Ensure an adult is at the door to monitor that the maximum number of people in the area set forth above is not exceeded.
- Place COVID-19 occupancy limits on doors to areas to reduce crowds and lines.
- Optional – Describe other measures taken by the School (i.e) cancellation of Physical Education, sequestering students on the playground, etc.

Measures to Protect Other Staff:

- Social distancing measures for teachers and other staff (i.e) Reduce the number of seating arrangements in the teacher's room to limit staff gathering.

- Provide portable protective barriers (sneeze guards) to place between teacher and student. (i.e) When working one-on-one.
- Fully stock the classroom and custodial rooms with masks, Non-contact Digital Medical Forehead /ear infrared Temporal Thermometer, portable protective barriers (sneeze guards), disinfectant wipes, sanitizers, safety face Shields, etc.
- Virtual Faculty meetings if previous meeting space does not allow for a 6-foot social distancing.
- Reduce class sizes to accommodate space to allow for a 6-foot physical distance.

Office

Measures to Prevent Protect Office Staff:

- Provide protective barriers (sneeze guards) in front of Administrative staff.
- Nurses or staff evaluating students will use appropriate PPE.
- Limit visitors and parents from within the office area. If needed, do not let any visitors or parents inside the building.
- Install an intercom outside the office to allow communication with parents, students, or visitors.
- Restrict vendor access to school. Limit vendors and notify them of a designated entry point (i.e) custodial entrance.
- Fully stock the main office with masks, Non-contact Digital Medical Forehead /ear infrared Temporal Thermometer, disinfectant wipes, sanitizers, safety face Shields, etc.

Instruction

Instruction Guidelines

- Teachers establish an “on-line” presence at the start of the school year with students.
- Teachers set up “Google Classroom” or something similar for a Parent portal to use in case of short “school shut-downs” due to health outbreaks.
- Assess student academic levels due to COVID-19 and place accordingly.

Instruction Modifications

- Increasing space among students during in-person instruction.
- Canceling classes or activities that occur during the school day with a high rate of mixing/contact.
- Canceling or postponing after school activities.
- Reduced Schedules.
- To reduce class size in half - Students alternate school days or attend half days
- Stagger Start of the school day.
- Suspend use of common areas.
- Reducing density/load in common areas through altered scheduling.
- Block schedule to accommodate students with less movement.
- Schedule staff – Early start, mid-morning start, Afternoon start, etc.

- Creative Scheduling – Schedule Staff to either teach using off-site digital learning or traditional classroom instruction in building. Many parents may want the off-site digital learning to continue when schools are reopened.
- Students who are high risk or who have high risk family member(s) can continue to receive remote support.
- Students who are required to quarantine due to exposure or potential exposure shall receive accommodations.
- Consider implementing an alternative educational delivery mode that includes a mix of in-person and remote learning.
- Budget for and utilize a student learning platform.

Possible K-5 Instructional Plan

Half Day Model (1st choice - preferred model):

Phase One

- 10 to a class or smallest group possible (15) for upper grades
- Designate one team member as the online teacher for a grade level or designate a teacher/s within the district to be the online teacher for each grade level.
- Group 1 8:15 to 10:45; Group 2 12:45 to 3:15 (allows for cleaning between groups) - or earlier/late shifts (possibly going outside the current contract hours 7:30-11:00 and 1:00 - 4:30 or something similar) - Friday is completing a remote learning/teacher planning day?
- Lunch - sack lunches provided for students as they enter/exit; breakfast lunch sacks provided for afternoon kids.
- Off times (mornings/afternoons) used for hands-on learning, followup activities, online platforms, science and social studies.
- Remote learning is held a week behind in person classroom lessons or a week ahead of the in person classroom lessons/ flipped classroom
- Specialists teach remotely.
- Classrooms/bathrooms disinfected between shifts. Aides would also help with disinfecting when not working with students.
- One to one devices (no sharing of Chromebooks)
- Attendance policy would need to be tightened up
- No sharing of common items/materials (glue sticks, scissors, math manipulatives, pencils, markers, colored pencils, etc.)
- Everyone (all staff) must be part of the cleaning/sanitizing
- Using certain doors for arrival and dismissal

Every Other Day Model (2nd choice):

Phase One

- 10 to a class or smallest group possible (15) for upper grades

- Designate one team member as the online teacher for a grade level or designate a teacher/s within the district to be the online teacher for each grade level.
- Monday/Wednesday or Tuesday/Thursday; Friday is remote learning and planning.
- Fridays could be for intervention, science, special projects, etc.
- Off days are used for hands-on learning tasks, online platforms, science and social studies.
- Remote learning is held a week behind in person classroom lessons or a week ahead of the in person classroom lessons/flipped classroom
- Lunch - held in the classroom
- Recess - held in the classroom; Go Noodle, etc.
- Specialists rotate to the classrooms; (teacher would still get prep)
- Classrooms disinfected at the end of the day. Aides would also help with disinfecting when not working with students.
- One to one devices (no sharing of Chromebooks)
- Attendance policy would need to be tightened up
- No sharing of common items/materials (glue sticks, scissors, math manipulatives, pencils, markers, colored pencils, etc.)
- Everyone (all staff) must be part of the cleaning/sanitizing
- Using certain doors for arrival and dismissal

Possible 6-8 Instructional Plan

Fall re-entry

- Scheduling
 - Reduced Schedules
 - Teachers rotating instead of students changing classrooms
 - Stagger Start of the school day
 - Block schedule to accommodate students with less movement.
 - Schedule staff – Early start, mid-morning start, Afternoon start, etc.

Middle School Potential Scenarios

- Building-Based
 - Full-day
 - 6-foot distance between classes
 - Split Day Options
 - Overlap breakfast and lunch times;
 - Provide sack lunches
 - Three-group rotation possibly required
 - Other considerations
 - Core subjects only

Recommendation for Instruction

- **Hybrid: Remote Learning/Bldg.-Based**

- Continue remote learning model (as current)

Core instruction

- Baseline instruction provided to all remotely
 - One to one Chromebook policy ~ no sharing of devices
 - Require all teachers to establish “on line” presence at start of the year with students and set up “Google Classroom” or something similar for both students and parents to have a portal to use in case of short “shut downs” due to outbreaks
- Foundational learning presented remotely at beginning of week
- Support/Reteaching provided in building
 - Staggered schedule--alternating days (or am/pm--necessary?)
 - Professional development/training necessary
- Core only or Full class schedule including electives--recommendation?
 - Accreditation questions
 - Rolling start; e.g. begin with core and then lead into a full schedule
- School Day Structure
 - Advisory classes base (district/site-specific)
 - Regular schedule through classes -or-
 - Teachers rotate
 - A/B Schedule--alternating days--recommendation?
 - M/W/F, T/Th over two weeks
 - M/W, T/Th w/Friday focusing on remote instruction and planning
 - Elective classes
 - Prescribed
 - Allow for group to stay together and rotation of teacher -or-
 - Traditional offerings/choices
- Potential for full on-line/distant learning
 - Allow for teachers/students not able to participate in the building
 - Nimble enough to allow closure if necessary
 - Whole facility sanitization prior to return

Possible 9-12 Instructional Plan

Scheduling

- Reduced Schedules
 - Remote learning is the default/base instructional model. In-person instruction supplements remote learning.
 - Dividing students alphabetically does not necessarily achieve the gathering limits.

- Start with the core classes, does this help divide students more equitably?
- **9-12: Potentially have students attend school in the building every third day, participate in remote learning the other days.**
 - For more “self-contained” special education settings, they could maintain online learning supports with alternating options for manageable small-group in-person sessions. For collaboratively taught classes, our students with disabilities may be able to access special education teacher support on alternate in-person days, so they may be able to receive in-person instruction 2 of 3 days.
- Perhaps students come into the building every fourth day, which would allow one day for teachers to plan and deliver remote instruction.
- 9-12: Could we explore options with community businesses, manufacturing, trades, etc., to offer opportunities for students when they’re not in school building?

Creative Scheduling

- **9-12: Perhaps some classes are better suited for online learning. Could we keep these classes online, which would free up other in-seat options.**
 - 9-12: Knowing that every class is better in person, how would we choose?
 - 9-12: Equity of workload among teachers?
 - 9-12: Could we/should we create dedicated online sections for courses?
 - **We may need to assign all sections of a certain course to be remote learning. This would ensure equity among faculty assignments.**
 - **It would be a good idea for Erica to meet with the scheduling braintrust.**
 - **It would be easiest to divide students alphabetically every third day.**
 - **AP Physics, AP Chem, and other science courses.**
 - **Combo classes would need to be divided.**
 - **Music classes at BHS are large. How to divide into manageable sections?**

Other Things to Think About

- Any concerns about renovation, interactions between Langlas and our spaces?
- Lunch will be a significant issue at high schools. Need guidance from the health department on open campus. Would the cafeteria function as usual? Boxed lunches? Would we need to schedule students into classrooms for lunch? How would we compensate teachers for this? Use paras for supervision?
- Survey our families about who would be willing to attend school in person next year? Do we need to do this if we know we are creating dedicated online sections?
- Increased custodial staff during the day.

Special Education

-

Professional Development

- Make remote learning professional learning a priority

Technology

- Ensure chromebook access for all students.

Union/Association

Policy

Food Services

Measures to Prevent Unnecessary Contact (Check all that apply to the campus):

- Prevent students or staff from self-serving any items that are food-related. One staff person serves the food.
- Flatware and other items typically provided by food services are provided by staff, not for individuals to grab.
- Engineering controls such as sneeze guards for any areas where food service staff might be in contact with food (i.e.) preparation areas not just serving areas.
- Consider limiting food from families home for group distribution - such as parties in the classroom. Or consider only pre-packaged single serve foods, no homemade foods.

Breakfast and Lunch Modifications

- Segregating students within a common area.
- Students and staff must wash hands or use hand sanitizer before entering the cafeteria/common lunch area.
- Consider staggered lunch times.
- Require that students only eat with classmates in the lunchroom. Consider home lunches in the classroom, school lunches in the cafeteria.
- Require that students stay in the assigned section of the school yard.
- Set student number limits on playground areas.
- Discourage students from sharing foods.

Health Guidelines

General

- Consider a plan to screen students and staff. i.e. Non-Contact Thermometer readings, blood oxygen monitors etc.
- All students with a cough will be asked to wear a mask.
- If students or staff display respiratory symptoms or fever - send to the office for assessment.

- Student will be placed in an isolation area in school until evaluation by a nurse and/or taken home by parent/guardian. Staff will deliver students to the entrance of school for an eyes-on hands-off student delivery to parent or guardian.
- If COVID19 test result is negative, individuals will need to provide a note from the health care provider with a return date and be symptom and fever free as per CDC guidelines.
- For care of minor injuries (bandaids) have students wash their hands and apply their own bandage.
- Create a clear communication flow chart for staff on how to deal with sick students and what to expect if COVID19 case is identified in their classroom.
- Be prepared to close off areas/entire campus for a minimum of 24 hours and then engage in cleaning and disinfecting per [CDC Guidance](#) if you learn that a recent visitor to campus (whether employee, student or otherwise) has the virus.

Monitoring and Preparing

- Check for [signs and symptoms](#)
- Implement screenings safely, respectfully, as well as in accordance with any applicable privacy laws or regulations.
- Confidentiality should be maintained.
- School administrators may use examples of screening methods in CDC's supplemental [Guidance for Child Care Programs that Remain Open](#) as a guide for screening children and CDC's [General Business FAQs](#) for screening
- staff.
- Encourage staff to stay home if they are sick and encourage parents to keep sick children home.
- Encourage staff or children who are sick to stay at home.

Plan for when a staff, child, or visitor becomes sick

- Work with school administrators, nurses, and other healthcare providers to identify an isolation room or area to separate anyone who exhibits COVID-like symptoms. School nurses and other healthcare providers should use [Standard and](#)
- [Transmission-Based Precautions](#) when caring for sick people. See: [What Healthcare Personnel Should Know About](#)
- [Caring for Patients with Confirmed or Possible COVID-19 Infection](#).
- Establish procedures for safely transporting anyone sick home or to a healthcare facility.
- Notify local health officials, staff, and families immediately of a possible case while maintaining confidentiality as required by the [Americans with Disabilities Act \(ADA\)](#).
- Close off areas used by a sick person and do not use before cleaning and disinfection. Wait 24 hours before you [clean and disinfect](#). If it is not possible to wait 24 hours is, wait as long as possible. Ensure [safe and correct application](#) of disinfectants and keep disinfectant products away from children.

- Advise sick staff members not to return until they have met CDC criteria to discontinue home isolation.
- Inform those exposed to a person with COVID-19 to stay home and self-monitor for symptoms, and follow CDC guidance if symptoms develop. Provide options for virtual learning.

Maintain healthy operations

- Implement flexible sick leave policies and practices, if feasible.
- Monitor absenteeism and have a roster of trained back-up staff.
- Monitor health clinic traffic. School nurses and other healthcare providers play an important role in monitoring health clinic traffic and the types of illnesses and symptoms among students.
- Designate a staff person to be responsible for responding to COVID-19 concerns. Employees should know who this person is and how to contact them.
- Create a communication systems for staff and families for self-reporting of symptoms and notification of exposures and closures.

Closing

- Check State and local health department notices daily about transmission in the area and adjust operations accordingly
- In the event a person diagnosed with COVID-19 is determined to have been in the building and poses a risk to the community, programs may consider closing for a short time (1-2 days) for cleaning and disinfection

Vulnerable Populations

- Students identified as immunocompromised or have a health condition that may affect their ability to attend school will be reviewed on a case by case basis.
- If students miss school due to a health condition, consider a 504 evaluation.

Contact Tracing

- The use of Google Sheets can help track the COVID-19 activity.
- Teachers need to keep copious seating charts and update every time a student is reassigned a seat.
- Create reports to be shared with Gallatin County Health and Human Services Department.
- Surveillance of sick students and staff- report and work with GCCHD.
- Case management, excel spreadsheet (RN).
- Information can be shared with Custodial Crew to help them coordinate custodial maintenance and cleaning.
- Facts and data can be used for the decision-making process regarding possible closures.

Human Resources Considerations

- Provide additional accommodations for staff in at-risk category, ie teaching classes remotely, utilizing a larger classroom where social distancing can be maintained, given an option to teach remotely or option to not return until the risks are reduced.
- Procedures for staffing during high staff absences due to illness.
- Schools may want the ability to build in teacher/school work days to provide respite for both teachers and families.
- Other duties for paras/classified staff (cleaning)
- Additional custodial staff needed (or assign classified staff to other duties)
- Staff members that cannot be on site (high-risk category or not comfortable coming back)
- Subs are a question mark. Maybe survey sub pool ahead of school year?
- Training for subs on remote learning (????)
- Consideration of going outside contract hours (earlier or later than 8 to 4)

Transportation

Transportation Issues: Involve School District's Bus Company

- Ensure bus staff have masks, non-contact Digital Medical Forehead /ear infrared temporal thermometer, portable protective barriers (sneeze guards), disinfectant wipes, sanitizers, safety face shields, etc.
- Assign seats spaced according to the CDC distancing guidelines.
- Consider reducing bus loads to allow for one student per seat.
- Busses are sanitized after every trip with students, AM, PM and field trips.
- Painted lines at bus drop-off areas.
- Review parent pick-up areas outside of schools to encourage social distancing.
- Create a release form allowing students to go home with another parent instead of riding the bus.
- Busing to and from schools to sites for before/after school programs (child care)

Facilities

Intensify cleaning, disinfection, and ventilation issues

- Before Schools Re-open, have custodial staff clean the building inside and outside. (Check with CDC guidelines and FOLLOW THEM)
- Clean and disinfect frequently touched surfaces within the school and on school buses at least daily (for example, playground equipment, door handles, sink handles, drinking fountains) and shared objects (for example, toys, games, art supplies) between uses.
 - Cleaning procedures on a daily basis before and after school.
 - Cleaning procedures during school with students present.
 - Playgrounds
 - Busses – see Transportation
 - To clean and disinfect school buses see guidance for bus transit operators.

- Ensure safe and correct application of disinfectants and keep products away from children.
- Ensure ventilation systems operate properly and increase circulation of outdoor air as much as possible by opening windows and doors, using fans, or other methods. Do not open windows and doors if they pose a safety or health risk (e.g., allowing pollens in or exacerbating asthma symptoms) risk to children using the facility.
- Sneeze guards for public interactions/secretaries?
- Water fountain usage – encouraged to turn off. Encourage students to bring water in bottles from home.
- If water fountains are to be used, students need to be taught to safely refill their bottles, making sure to not touch the faucet head. Wash hands before and after refilling bottles, etc.

Other considerations:

- More staff needed for cleaning/disinfecting
- Sanitizing stations throughout the school (hand sanitizer)
- Ensuring that each school has enough supplies (hand sanitizer, cleaning products, masks, thermometers, etc.)
- Spaces for before-school/after-school programs (child care) if go with AM/PM option
- Each school should have a designated isolation space

Sports and Afterschool Activities (Involve MHSA)

Sports and Afterschool Activities Issues

- No sports or afterschool activities upon schools re-opening.
- Modified sports and/or afterschool activities based on CDC and GCHD guidelines, keeping in mind social distancing.
- Guidelines for progressive sports and afterschool activities.

Communication

Parent Communication

- Keep parents informed via newsletters, online, parent portals.
- Copies of Coronavirus Protocol have been published to the online portal for reference.
- Education of sick guidelines and return to school after being sick.
- Education of PPE related to students (when to wear mask and proper mask removal).
- Review immunizations policies - K and 6th grade.
- Educate students on hand and cough hygiene, social distancing measures and what that will look like in school.
- Partial closure procedures.
- Create and share an emergency plan for possible outbreak.

Staff Communications

- Sick procedure for students and staff.
- When to send a student to the health office.
- Use of PPE in school/classroom.

- What social distancing will look like in school.
- Partial closure procedures.
- Create and share an emergency plan for possible outbreak.

Gallatin County Health Department Communication

- Refer to the current CDC protocol.
- When a student or staff member has been tested for COVID19 (or other respiratory illness: individuals cannot return to school until the test result comes back.
- Create and share an emergency plan for possible outbreak.

School Board Communication

- Share The Gallatin County Safe School Reopening Plan (GCSSRG)
- Create and share an emergency plan for possible outbreak.

Graduation Ceremonies

- Provide a live stream of graduation.
- Consider limiting spectator attendance.
- For larger schools, consider grouping graduates by providing multiple ceremonies.
- Follow social distancing between families.

Appendix:

Supply List: - School Districts should order supplies for the 20-21 School Year NOW to ensure they have the PPE and isolation supplies they need for opening schools.

Masks

Gloves

Non-Contact Thermometers AND/OR Finger Pulse Oximeter

Portable protective barriers (sneeze guards)

Safety face shields

Disinfectant wipes

Sanitizers

Chromebooks - enough for students to deliver on-line instruction

Sample Communication Letters:

Parents and Guardians

Press Bullet points for Superintendents

Health Flowcharts:

Procedures for restricting the use of cafeterias and other congregate settings and serving meals in alternate settings such as classrooms.

1. Grab-N-Go

- a. Students are able to get breakfast and/or lunch in a grab-n-go bag from the cafeteria, other centralized space (hallway, gym, etc.) and take the meal home or to the classroom.

2. Classroom

- a. Breakfast and Lunch is delivered to the classrooms
 - i. Would need to purchase a significant amount of more coolers/transporting equipment, ice packs, trash cans (?) etc.
 - ii. Utilize lunchroom aides to bring back coolers after lunch?
 - iii. Both meals would potentially need to be ordered a day in advance
 - iv. If meals are in bags, bags are labeled with students names - less confusing for teachers and ensures accurate meal charging from food service cashiers
 - v. Utilize ways to decrease carpet stains, some sort of carpet coverings?
 - vi. Unless a state waiver is approved against this policy, water must be available during lunch - provide plastic water bottles for each classroom
 - vii. Allow students to take home any leftover shelf stable food items to decrease waste
- b. Breakfast and Lunch are picked up by students in the cafeteria and taken back to the classroom
 - i. Ready to eat meals either in a bag or covered TV dinner style packaging
 1. Necessary to ensure food will not get spilled in the hallways

3. Cafeteria

- a. Breakfast is served in the classroom at RidgeView and Saddle Peak
- b. Breakfast is served in the cafeteria in all other schools
- c. Lunch is served in the cafeteria at all schools
 - i. Staggered eating times
 - ii. Stickers on the floor and serving line for students to stand on and maintain 6 feet distance.
 - iii. Utilizing gym areas, outside, other open areas to space out seating
 - iv. Seating: Stagger which side students sit on between service times, decals to indicate spots 6 feet apart, shields on tables
 - v. No salad bars or self serve items including trays and utensils
 - vi. No share tables
 - vii. Alternate ways to enter students ID numbers for those schools who utilize keypads
 1. Each student uses hand sanitizer before touching keypad
 2. Cashiers enter in student ID numbers (would add time for some schools)

3. Students ID numbers are listed on lunch ordering sheets (possibly switch these to electronic) and cashiers pre-input students numbers. If a student ends up not coming through the lunch line the cashiers can then remove that meal charge for that day after lunch service. Cashiers use a paper with lists of who ordered to ensure all student meals are accurately accounted for.
- viii. All disposable utensils and trays per CDC recommendations - we can still utilize reusable trays and utensils if needed
- ix. Need 5-10 minutes in between serving times to properly sanitize and disinfect surfaces before the next group arrives
- x. No microwaves available to heat up a la carte items or items from home
- xi. Students dump their trays when finished eating in a staggered manner, or have lunchroom aides walk around with trash cans to each table. Students dump their trays, and put their empty trays on the end of the tables when they are dismissed from the cafeteria.

Big Questions:

1. How to ensure students are washing their hands before eating regardless of the serving model.
 - a. Elementary classrooms all have sinks?
2. Switch to utilizing infinite campus or google docs for all teachers to input breakfast and lunch orders along with attendance each day?
3. What will a la carte look like for the middle school and high school?
4. How to provide meals to students when they are not in class that day (alternating day schedule)
 - a. Provide a pickup location for all students who are not in class (similar operation as the COVID school closure and summer feeding program) OR
 - b. Provide Grab-N-Go meals to students for the following day when they are in class.
 - c. May depend on OPI - what restrictions we have on claiming meals for reimbursement
5. Do we need shields across the serving lines, cashier's stand and possibly even more tables (if eating in the cafeteria)?
6. If kitchen staff get sick, how do we continue to feed students?
 - a. Food brought from another school? Food Bank? Town and County?

5th Grade - White

Period	Group 1	Group 2	Group 3	Group 4	Group 5
1	HR/Elective	HR/Elective	HR/Elective	HR/Elective	HR/Elective
2	Science	English	Math	SS	PE/SH
3	PE/SH	Science	English	Math	SS
4	SS	PE/SH	Science	English	Math
5	Math	SS	PE/SH	Science	English
6	Elective/HR	Elective/HR	Elective/HR	Elective/HR	Elective/HR
7	English	Math	SS	PE/SH	Science

5th Grade - Green

Period	Group 1	Group 2	Group 3	Group 4	Group 5
1	Science	English	Math	SS	PE/SH
2	PE/SH	Science	English	Math	SS
3	SS	PE/SH	Science	English	Math
4	Math	SS	PE/SH	Science	English
5	HR/Elective	HR/Elective	HR/Elective	HR/Elective	HR/Elective
6	English	Math	SS	PE/SH	Science
7	Elective/HR	Elective/HR	Elective/HR	Elective/HR	Elective/HR

Friday Schedule Suggestions

8:00-12:00

Digital Planning Time

Lunch

1:00-2:00

Pod Meeting/Staff

2:00-3:00

PLC

3:30 - Dismissal

6th Grade - White

Period	Group 1	Group 2	Group 3	Group 4	Group 5
1	Science	English	Math	SS	PE/Health
2	Elective	Elective	Elective	Elective	Elective
3	PE/Health	Science	English	Math	SS
4	SS	PE/Health	Science	English	Math
5	Math	SS	PE/Health	Science	English
6	Elective	Elective	Elective	Elective	Elective
7	English	Math	SS	PE/Health	Science

6th Grade - Green

Period	Group 1	Group 2	Group 3	Group 4	Group 5
1	Science	English	Math	SS	PE/Health
2	PE/Health	Science	English	Math	SS
3	SS	PE/Health	Science	English	Math
4	Math	SS	PE/SH	Science	English
5	English	Math	SS	PE/SH	Science
6	Elective	Elective	Elective	Elective	Elective
7	Elective	Elective	Elective	Elective	Elective

7th Grade - White

Period	Group 1	Group 2	Group 3	Group 4	Group 5
1	Science	English	Math	SS	PE/Health
2	PE/Health	Science	English	Math	SS
3	SS	PE/Health	Science	English	Math
4	Elective	Elective	Elective	Elective	Elective
5	Elective	Elective	Elective	Elective	Elective
6	Math	SS	PE/Health	Science	English
7	English	Math	SS	PE/Health	Science

7th Grade - Green

Period	Group 1	Group 2	Group 3	Group 4	Group 5
1	Science	English	Math	SS	PE/Health
2	Elective	Elective	Elective	Elective	Elective
3	PE/Health	Science	English	Math	SS
4	Elective	Elective	Elective	Elective	Elective
5	SS	PE/Health	Science	English	Math
6	Math	SS	PE/Health	Science	English
7	English	Math	SS	PE/Health	Science

8th Grade - White

Period	Group 1	Group 2	Group 3	Group 4	Group 5
1	Science	English	Math	SS	PE/Health
2	PE/Health	Science	English	Math	SS
3	Elective	Elective	Elective	Elective	Elective
4	SS	PE/Health	Science	English	Math
5	Math	SS	PE/Health	Science	English
6	English	Math	SS	PE/Health	Science
7	Elective	Elective	Elective	Elective	Elective

8th Grade - Green

Period	Group 1	Group 2	Group 3	Group 4	Group 5
1	Science	English	Math	SS	PE/Health
2	PE/Health	Science	English	Math	SS
3	Elective	Elective	Elective	Elective	Elective
4	SS	PE/Health	Science	English	Math
5	Elective	Elective	Elective	Elective	Elective
6	Math	SS	PE/Health	Science	English
7	English	Math	SS	PE/Health	Science

BHS Instructional Planning Reopening Options

Option 1:

	Monday	Tuesday	Wednesday	Thursday	Friday
Q1					
AM	A-L 1st	M-Z 1st	PLC & Prep	A-L 2nd	M-Z 2nd
PM	A-L 5th	M-Z 5th		A-L 6th	M-Z 6th
Q2					
AM	A-L 3rd	M-Z 3rd	PLC & Prep	A-L 4th	M-Z 4th
PM	A-L 7th	M-Z 7th		Support	Support

****We will probably have to move Wednesday PLC & Planning day to Friday for district wide consistency.**

Option 1.2a: (Allows for 100% return with a smooth transition to On-line learning AND reduces school movement)

	Monday	Tuesday	Wednesday	Thursday	Friday
Q1					
AM	1st	2nd	1st	2nd	PLC & Prep
PM	5th	6th	5th	6th	
Q2					
AM	3rd	4th	3rd	4th	PLC & Prep
PM	7th	Support	7th	Support	

Option 1.2b: (Allows for 100% return 5 days a week, with a smooth transition to On-line learning AND reduces school movement)

Week 1	Monday	Tuesday	Wednesday	Thursday	Friday
Q1					
AM	1st	2nd	1st	2nd	1st
PM	5th	6th	5th	6th	5th
Q2					
AM	3rd	4th	3rd	4th	3rd
PM	7th	Support	7th	Support	7th

Week 2	Monday	Tuesday	Wednesday	Thursday	Friday
Q1					
AM	2nd	1st	2nd	1st	2nd
PM	6th	5th	6th	5th	6th
Q2					
AM	4th	3rd	4th	3rd	4th
PM	Support	7th	Support	7th	Support

Details that are being addressed:

1. How will classroom cleaning be accomplished if we are in option 1?
2. How will lunch be accommodated? Looking at 2 lunch periods each being 35 minutes.
3. Prep periods for teachers according to CBA

This document is intended to explain the procedures and frequency of our custodial operations. In accordance with the CDC Guidelines for Cleaning and disinfecting all schools during normal operations (School year).

Cleaning and Disinfecting Belgrade School District 44

Frequency

Building Area: Classrooms

1	Daily	Check Soap and Paper Towels
2	Daily	Clean and Disinfect Sinks
3	Daily	Clean and Disinfect Fountains
4	Daily	Empty Pencil Sharpeners
5	Daily	Empty, Clean, and Disinfect Waste Containers
6	Daily	Sweep, Damp-Mop, and or Vacuum Floors
7	As Needed	Check Lights and Replace as needed
8	Weekly	Clean and Disinfect Door Glass
9	Weekly	Clean/Disinfect Furniture and Desk tops
10	Weekly	Dust Flat Surfaces
11	Weekly	Spot Clean/Disinfect Walls and Doors
12	Monthly	Replace damaged ceiling tiles as needed
13	Annually	Clean and Dust window treatments
14	Monthly	Dust Vents
15	Monthly	Clean Light Fixtures
16	Annually	Clean waste containers
17	Annually	Clean Windows (inside)
18	Annually	Shampoo carpet or Strip and wax floor

Frequency

Building Area: Restrooms

1	Daily	Clean and Disinfect Sinks
2	Daily	Clean and Disinfect Toilets
3	Daily	Clean and Disinfect Urinals
4	Daily	Clean and Disinfect Hand Dryers
5	Daily	Clean Mirrors
6	Daily	Clean and Disinfect Partitions and Doors
7	Daily	Empty Waste Containers
8	Daily	Restock Soap and Paper Dispensers
9	Daily	Sweep, Dust-Mop, Wet-Mop, or Scrub Floors
10	As Needed	Check Lights and Replace as needed
11	Weekly	Spot Clean/Disinfect Walls and Doors
12	Monthly	Clean/Disinfect waste container
13	Monthly	Replace Damaged ceiling tiles as needed
14	Monthly	Dust Vents and Flat Surfaces
15	Annually	Clean Light Fixtures

16	Annually	Scrub Floors
----	----------	--------------

Frequency

Building Area: Hallways

1	Daily	Clean/Disinfect Drinking Fountains
2	Daily	Empty Waste Containers
3	Daily	Sweep or Vacuum Floors
4	Weekly	Auto Scrub Floors
5	As Needed	Check Lights and Replace as Needed
6	Weekly	Clean Door Glass
7	Weekly	Dust Flat Surfaces and Locker Tops
8	Weekly	Spot Clean/Disinfect Walls and Doors
9	Monthly	Buff Floors
10	Monthly	Clean Waste Containers
11	Monthly	Replace Damaged Ceiling Tiles
12	Monthly	Dust Vents
13	Annually	Clean Light Fixtures
14	Annually	Shampoo or Strip and Wax Floors

Frequency

Building Area: Stairways

1	Daily	Dust Flat Surfaces
2	Daily	Damp-mop or Vacuum Stairs and Landings
3	Daily	Spot Clean/Disinfect Walls and Doors
4	Weekly	Sweep and Vacuum Stairs and Landings
5	Weekly	Check Lights and Replace as needed
6	Weekly	Clean and Disinfect Handrails
7	Monthly	Replace Ceiling Tiles as Needed
8	Annually	Clean Light Fixtures

Frequency

Building Area: Gymnasiums

1	Daily	Clean and Disinfect Drinking Fountains
2	Daily	Gym Floor Dust Mopped
3	Weekly	Clean Door Glass
4	Weekly	Dust Flat Surfaces
5	As Needed	Bleachers Cleaned and Disinfected
6	Bi-Annual	Check and Replace Lights as Needed
7	Monthly	Gym Floor Auto Scrubbed
8	Monthly	Spot Clean and Disinfect Walls and Doors
9	Bi-Annually	Replace Damaged Ceiling Tiles as Needed
10	Annually	Clean Backboards
11	Annually	Inspect Backboards, Baskets, and Cables
12	Annually	Clean Light Fixtures
13	Annually	Gym Floor Refinished

Frequency

Building Area: Administrative Offices

1	Daily	Clean and Disinfect Mirrors and Counter Tops
2	Daily	Empty Waste Containers
3	Daily	Spot Clean Carpets
4	Daily	Vacuum or Dust Mop
5	Weekly	Check Lights and Replace as necessary
6	Weekly	Clean Windows (inside)
7	Weekly	Dust Fixtures and Flat Surfaces
8	Weekly	Spot Clean/Disinfect Walls and Doors
9	Annually	Clean Window Treatments
10	Monthly	Dust Vents
11	Monthly	Replace damaged Ceiling Tiles
12	Annually	Clean Light Fixtures
13	Annually	Clean Waste Containers
14	Annually	Shampoo or Strip and Wax Floors

Frequency

Building Area: Locker Rooms, Changing Room, and Offices

1	Daily	Check Soap and Paper Dispensers
2	Daily	Clean and Disinfect Shower Room
3	Daily	Clean and Disinfect Sinks
4	Daily	Clean and Disinfect Benches
5	Daily	Clean and Disinfect Drinking Fountains
6	Daily	Clean and Disinfect Mirror and Hand Dryers
7	Daily	Clean and Disinfect Stall Walls
8	Daily	Empty Waste Containers
9	Daily	Spot Clean and Disinfect Walls and Doors
10	Daily	Sweep, Dust Mop or Wet Mop, or Scrub Floors
11	Weekly	Check Lights and Replace as Necessary
12	Weekly	Clean and Disinfect Drains
13	Weekly	Clean Windows
14	Weekly	Dust Lockers
15	Monthly	Dust Vents
16	Bi-Annually	Replace Damaged Ceiling Tiles
17	Annually	Clean Light Fixtures
18	Annually	Clean and Disinfect Lockers
19	Annually	Clean Trash Cans
20	Annually	Strip and Wax Floors

CDC Definitions

Clean – A necessary step in any disinfection process. Cleaning refers to the removal of organic matter, salts, and visible soils. All of which interfere with microbial inactivation.

Disinfect – Destroy **MOST** pathogenic and other microbial organisms by physical or chemical means.

Sterilize – Destroys **ALL** microorganisms by heat (steam autoclave, dry heat, or unsaturated chemical vapor).

The Custodial and Maintenance Staff are currently working under a '4 layer' disinfectant protocol. We are using a rotation of four different disinfectant products. Each chemical is used in a one week rotation in order to avoid chemical resistance. With one of our products, Envirox 117, can be used as a LIGHT or HEAVY solution. The user can premix to use as a cleaner or disinfectant. As of August 17, 2020 the school district intends to add another product layer to our defense protocol. This product will be implemented in the rotation or included in a different application schedule.

Please see attached Safety Data Sheets for each chemical that's currently being used in the Disinfection Protocol

In the event BSD44 learns of a positive case of COVID-19, we have developed and recruited a team officially known as the Covid Response Team or CRT. Please refer to the attached CRT Standard Operating Procedure.

07/15/2020

RE: Covid Response Team or CRT Standard Operating Procedure (SOP)

This document is intended to be a Standard Operating Procedure (SOP) in the instance we have a confirmed case of COVID 19 enter a district building. This SOP shall be temporary and remain in place until the start of the 20-21 school year.

The person who receives a notification of a confirmed case should notify the head custodian of the school. If it is not a school building, the Facility Director or Maintenance Supervisor should be contacted.

We will have teams that work together to respond to each affected area in rotation. The Facility Director or Maintenance Supervisor will notify all Head Custodians and initiate a dispatch of a CRT. Each Head Custodian will solicit volunteers from each of their teams. The Head Custodian will send one, two if needed, to respond with the CRT. The Facility Director or the Maintenance Supervisor will always run lead on every response.

Step 1 - Contact trace in the facility, if possible. Determine and map affected areas. If possible restrict access to the building during the cleaning process.

Step 2 - CRT to wear PPE which includes: Gloves, Mask, Face Shield, and Tyvek™ suits.

Step 3 – First chemical used to clean will be Envirox™. We will spray affected areas and wipe with consumable paper towels. The paper towel will remain soaked to accommodate the dwell time required by the manufacturer. Dwell time shall be 10 minutes.

Step 4 – Second chemical used will be the Clorox™ 360 Quaternary cleaner applied with the electrostatic sprayer. Dwell time shall be 10 minutes

Step 5 – Third chemical used will be the Protexus™ sprayer with the bleach based PurTab™ chemical. Dwell time shall be 10 minutes.

After all dwell times for each chemical are satisfied, the area will be considered disinfected and entry will be allowed.

Each event will be documented on a CRT form and kept in the Facility Director's office.



SAFETY DATA SHEET

Heavy Duty

SECTION 1 - IDENTIFICATION

Product Identifier: EnvirOx H2Orange2 Concentrate 117 (Heavy Duty Water Dilution -10 oz/gal)

Manufacturer/Supplier:

EnvirOx LLC P.O. Box 2327, 1938 E. Fairchild St., Danville, IL 61834-2327 USA Tel 1-217-442-8596

Product Number: 117

Emergency Phone Number:

ChemTel Inc. 800-255-3924, +1-813-248-0585

Recommended use of the chemical and restrictions on use:
Cleaning agent / Cleaner

SECTION 2 - HAZARD(S) IDENTIFICATION

Classification of the substance or mixture:

The product is not classified according to OSHA GHS regulations within the United States

Signal Word – Not Regulated.

Hazard statements: Not Regulated.

Precautionary statements: Not Regulated.

Other hazards: None

Ingredients with Unknown Acute Toxicity: None

SECTION 3 - COMPOSITION/INFORMATION ON INGREDIENTS

Chemical characterization: Mixture

Hazardous components:

Ingredient	CAS Number	Percent
Hydrogen peroxide	7722-84-1	<= 2.5
Orange oil	8008-57-9	<= 2.5

Exact percentages and identities are withheld as trade secrets.

SECTION 4 - FIRST-AID MEASURES

Description of necessary measures:

After inhalation: Supply fresh air; consult doctor in case of complaints.

After skin contact: Rinse with warm water. If skin irritation continues, consult a doctor.

After eye contact: Remove contact lenses if worn. Rinse opened eye for several minutes under running water. If symptoms persist, consult a doctor.

After swallowing: Rinse out mouth and then drink plenty of water. Do not induce vomiting; call for medical help immediately.

Most important symptoms and effects, both acute and delayed: No further relevant information available.

Indication of any immediate medical attention and special treatment needed: No special measures required. .

SECTION 5 - FIRE-FIGHTING MEASURES

Suitable extinguishing media: Use fire fighting measures that suit the environment.

Unsuitable extinguishing media: None.

Special hazards arising from the substance or mixture: None.

Special protective equipment and precautions for fire-fighters: Wear self-contained respiratory protective device. Wear fully protective suit.

SECTION 6 - ACCIDENTAL RELEASE MEASURES:

Personal precautions, protective equipment and emergency procedures: Use respiratory protective device against the effects of fumes/dust/aerosol. Particular danger of slipping on leaked/spilled product. Wear protective clothing. Ensure adequate ventilation.

Methods and material for containment and cleaning up: Absorb liquid components with liquid-binding material (sand, diatomite, acid binders, universal binders, sawdust). Clean the affected area carefully; suitable cleaners are: Warm water

SECTION 7 - HANDLING AND STORAGE

Precautions for safe handling: Ensure good ventilation/exhaustion at the workplace. Prevent formation of aerosols.

Conditions for safe storage, including any incompatibilities: Avoid storage near extreme heat, ignition sources or open flame. Store away from foodstuffs. Store away from oxidizing agents. Store in cool, dry conditions in well sealed receptacles. Protect from frost.

SECTION 8 - EXPOSURE CONTROLS/PERSONAL PROTECTION

Components with workplace control parameters:

Component	OSHA PEL	ACGIH TLV	WEEL (USA)
CAS: 7722-84-1 hydrogen peroxide	1 ppm	1 ppm	

Appropriate engineering controls: No further information available.

Personal protective equipment:

Respiratory protection: Not required under normal conditions of use. Use suitable respiratory protective device when aerosol or mist is formed. For spills, respiratory protection may be advisable.

Protection of hands: Rubber gloves, Butyl rubber, Nitrile rubber, or Neoprene gloves

Eye protection: Safety glasses.

Body protection: Not required.

SECTION 9 - PHYSICAL AND CHEMICAL PROPERTIES

Appearance:	Form: Liquid Color: Clear	Explosive Limits	Upper: Not Determined
Odor:	Citrus	Vapor pressure:	Not determined
Odor threshold:	Not determined	Vapor density:	Not determined
pH value at 20 °C (68 °F):	6.5 ± 0.5	Relative Density:	Not determined
Melting point/Melting range:	Undetermined	Solubility:	Fully miscible
Boiling point/Boiling range:	212 °F / 100 °C	Partition coefficient (noctanol/water):	Not determined
Flash point:	Not applicable	Auto-ignition temperature:	Not determined
Evaporation rate:	Not determined	Decomposition temperature:	Not determined
Flammability (solid, gaseous):	Not applicable	Viscosity:	Not determined
Explosive Limits	Lower: Not Determined		

SECTION 10 - STABILITY AND REACTIVITY

Reactivity: No further information available.

Chemical stability: No decomposition if used and stored according to specifications.

Possibility of hazardous reactions: Reacts with strong acids. Reacts with reducing agents.

Conditions to avoid: No further relevant information available.

Incompatible materials: No further relevant information available.

Hazardous decomposition products: Possible in traces.

SECTION 11 - TOXICOLOGICAL INFORMATION

Information on likely routes of exposure:

Inhalation: No irritant effect.

Ingestion: None under normal use.

Skin contact: No irritant effect.

Eye Contact: Slight irritant effect.

Symptoms related to the physical, chemical and toxicological characteristics: No further information available. **Delayed and immediate effects and also chronic effects from short and long term exposure:** At long or repeated contact with skin it may cause dermatitis due to the degreasing effect of the solvent.

Measures of toxicity: No further information available.

Carcinogenic categories:

NTP(National ToxicologyProgram):	None of the ingredients are listed.
IARC (International Agency for Research on Cancer):	None of the ingredients are listed.
OSHA(Occupational Safety and Health Administration):	None of the ingredients are listed.

SECTION 12 - ECOLOGICAL INFORMATION

Ecotoxicity:

Aquatic toxicity: No further relevant information available.

Terrestrial toxicity: No further relevant information available.

Persistence and degradability: Biodegradable.

Bioaccumulative potential: No further relevant information available.

Mobility in soil: No further relevant information available.

Other adverse effects: No further relevant information available.

SECTION 13 - DISPOSAL CONSIDERATIONS

Waste disposal methods: Small amounts may be diluted with plenty of water and washed away. Dispose of bigger amounts in accordance with Local Authority requirements.

Contaminated packaging: Disposal must be made according to official regulations.

Recommended cleansing agents: Water only.

SECTION 14 - TRANSPORT INFORMATION

UN number (DOT, IMDG, IATA):	Not applicable.
UN proper shipping name (DOT, IMDG, IATA):	Not regulated.
Transport hazard class(es) (DOT, IMDG, IATA):	Not applicable.
Packing group (DOT, IMDG, IATA):	Not applicable.
Environmental hazards: Marine pollutant (Yes/No):	No
Transport in bulk according to Annex II of MARPOL73/78 and the IBC Code:	Not applicable.
Special precautions for user:	Not applicable.

SECTION 15 - REGULATORY INFORMATION

Safety, health and environmental regulations/legislation specific for the substance or mixture:

United States (USA) SARA

Section 355 (extremely hazardous substances):	None of the ingredients are listed.
Section 313 (specific toxic chemical listings):	None of the ingredients are listed.
TSCA (Toxic Substances Control Act):	All ingredients are listed.

Proposition 65 (California):

Chemicals known to cause cancer:	None of the ingredients are listed.
Chemicals known to cause reproductive toxicity for females:	None of the ingredients are listed.
Chemicals known to cause reproductive toxicity for males:	None of the ingredients are listed.
Chemicals known to cause developmental toxicity	None of the ingredients are listed.

Carcinogenic Categories:

EPA(Environmental Protection Agency):	None of the ingredients are listed.
---------------------------------------	-------------------------------------

Chemical safety assessment: A chemical safety assessment has not been carried out.

SECTION 16 - OTHER INFORMATION

Revision Date 15 – February - 2016

Disclaimer: EnvirOx LLC cannot anticipate all conditions under which this information and its product, or the products of other manufacturers in combination with its product, may be used. It is the user's responsibility to ensure safe conditions for handling, storage and disposal of the product, and to assume liability for loss, injury, damage or expense due to improper use. The information in the sheet was written based on the best knowledge and experience currently available.



SAFETY DATA SHEET

Light Duty

SECTION 1 - IDENTIFICATION

Product Identifier: EnviroX H2Orange2 Concentrate 117 (Light Duty Water Dilution –1 oz/gal)

Product Number: 117

Recommended use of the chemical and restrictions on use:
Cleaning agent / Cleaner

Manufacturer/Supplier:

EnviroX LLC P.O. Box 2327, 1938 E. Fairchild St., Danville, IL 61834-2327 USA Tel 1-217-442-8596

Emergency Phone Number:

ChemTel Inc. 800-255-3924, +1-813-248-0585

SECTION 2 –HAZARD(S) IDENTIFICATION

Classification of the substance or mixture:

The product is not classified according to OSHA GHS regulations within the United States

Signal Word – Not Regulated.

Hazard statements: Not Regulated.

Precautionary statements: Not Regulated.

Other hazards: None

Ingredients with Unknown Acute Toxicity: None

SECTION 3 - COMPOSITION/INFORMATION ON INGREDIENTS

Chemical characterization: Mixture

Hazardous components: Not Regulated

SECTION 4 - FIRST-AID MEASURES

Description of necessary measures:

After inhalation: Supply fresh air; consult doctor in case of complaints.

After skin contact: Rinse with warm water. If skin irritation continues, consult a doctor.

After eye contact: Remove contact lenses if worn. Rinse opened eye for several minutes under running water. If symptoms persist, consult a doctor.

After swallowing: Rinse out mouth and then drink plenty of water. Do not induce vomiting; call for medical help immediately.

Most important symptoms and effects, both acute and delayed: No further relevant information available.

Indication of any immediate medical attention and special treatment needed: No special measures required. .

SECTION 5 - FIRE-FIGHTING MEASURES

Suitable extinguishing media: Use fire fighting measures that suit the environment.

Unsuitable extinguishing media: None.

Special hazards arising from the substance or mixture: None.

Special protective equipment and precautions for fire-fighters: Wear self-contained respiratory protective device. Wear fully protective suit.

SECTION 6 - ACCIDENTAL RELEASE MEASURES:

Personal precautions, protective equipment and emergency procedures: Use respiratory protective device against the effects of fumes/dust/aerosol. Particular danger of slipping on leaked/spilled product. Wear protective clothing. Ensure adequate ventilation.

Methods and material for containment and cleaning up: Absorb liquid components with liquid-binding material (sand, diatomite, acid binders, universal binders, sawdust). Clean the affected area carefully; suitable cleaners are: Warm water

SECTION 7 - HANDLING AND STORAGE

Precautions for safe handling: Ensure good ventilation/exhaustion at the workplace. Prevent formation of aerosols.

Conditions for safe storage, including any incompatibilities: Avoid storage near extreme heat, ignition sources or open flame. Store away from foodstuffs. Store in cool, dry conditions in well-sealed receptacles.

SECTION 8 - EXPOSURE CONTROLS/PERSONAL PROTECTION

Components with workplace control parameters: The product does not contain any relevant quantities of materials with critical values that have to be monitored at the workplace.

Appropriate engineering controls: No further information available.

Personal protective equipment:

Respiratory protection: Not required under normal conditions of use. Use suitable respiratory protective device when aerosol or mist is formed. For spills, respiratory protection may be advisable.

Protection of hands: Rubber gloves, Butyl rubber, Nitrile rubber, or Neoprene gloves

Eye protection: Safety glasses.

Body protection: Not required.

SECTION 9 - PHYSICAL AND CHEMICAL PROPERTIES

Appearance:	Form: Liquid Color: Clear	Explosive Limits	Upper: Not Determined
Odor:	Citrus	Vapor pressure:	Not determined
Odor threshold:	Not determined	Vapor density:	Not determined
pH value at 20 °C (68 °F):	7.0 ± 0.5	Relative Density:	Not determined
Melting point/Melting range:	Undetermined	Solubility:	Fully miscible
Boiling point/Boiling range:	212 °F / 100 °C	Partition coefficient (noctanol/water):	Not determined
Flash point:	Not applicable	Auto-ignition temperature:	Not determined
Evaporation rate:	Not determined	Decomposition temperature:	Not determined
Flammability (solid, gaseous):	Not applicable	Viscosity:	Not determined
Explosive Limits	Lower: Not Determined		

SECTION 10 - STABILITY AND REACTIVITY

Reactivity: No further information available.

Chemical stability: No decomposition if used and stored according to specifications.

Possibility of hazardous reactions: Reacts with strong acids. Reacts with reducing agents.

Conditions to avoid: No further relevant information available.

Incompatible materials: No further relevant information available.

Hazardous decomposition products: Possible in traces.

SECTION 11 - TOXICOLOGICAL INFORMATION

Information on likely routes of exposure:

Inhalation: No irritant effect.

Ingestion: None under normal use.

Skin contact: No irritant effect.

Eye Contact: Slight irritating effect.

Symptoms related to the physical, chemical and toxicological characteristics: No further information available. **Delayed and immediate effects and also chronic effects from short and long term exposure:** At long or repeated contact with skin it may cause dermatitis due to the degreasing effect of the solvent.

Measures of toxicity: No further information available.

Carcinogenic categories:

NTP(National ToxicologyProgram):	None of the ingredients are listed.
IARC (International Agency for Research on Cancer):	None of the ingredients are listed.
OSHA(Occupational Safety and Health Administration):	None of the ingredients are listed.

SECTION 12 - ECOLOGICAL INFORMATION

Ecotoxicity:

Aquatic toxicity: No further relevant information available.

Terrestrial toxicity: No further relevant information available.

Persistence and degradability: Biodegradable.

Bioaccumulative potential: No further relevant information available.

Mobility in soil: No further relevant information available.

Other adverse effects: Do not allow undiluted product or large quantities of it to reach ground water, water course or sewage system.

SECTION 13 - DISPOSAL CONSIDERATIONS

Waste disposal methods: Small amounts may be diluted with plenty of water and washed away. Dispose of bigger amounts in accordance with Local Authority requirements.

Contaminated packaging: Disposal must be made according to official regulations.

Recommended cleansing agents: Water only.

SECTION 14 - TRANSPORT INFORMATION

UN number (DOT, IMDG, IATA):	Not applicable.
UN proper shipping name (DOT, IMDG, IATA):	Not regulated.
Transport hazard class(es) (DOT, IMDG, IATA):	Not regulated.
Packing group (DOT, IMDG, IATA):	Not regulated.
Environmental hazards: Marine pollutant (Yes/No):	No
Transport in bulk according to Annex II of MARPOL73/78 and the IBC Code:	Not applicable.
Special precautions for user:	Not applicable.

SECTION 15 - REGULATORY INFORMATION

Safety, health and environmental regulations/legislation specific for the substance or mixture:

United States (USA) SARA

Section 355 (extremely hazardous substances):	None of the ingredients are listed.
Section 313 (specific toxic chemical listings):	None of the ingredients are listed.
TSCA (Toxic Substances Control Act):	All ingredients are listed.

Proposition 65 (California):

Chemicals known to cause cancer:	None of the ingredients are listed.
Chemicals known to cause reproductive toxicity for females:	None of the ingredients are listed.
Chemicals known to cause reproductive toxicity for males:	None of the ingredients are listed.
Chemicals known to cause developmental toxicity	None of the ingredients are listed.

Carcinogenic Categories:

EPA(Environmental Protection Agency):	None of the ingredients are listed.
--	-------------------------------------

Chemical safety assessment: A chemical safety assessment has not been carried out.

SECTION 16 - OTHER INFORMATION

Revision Date 15 – February - 2016

Disclaimer: EnvirOx LLC cannot anticipate all conditions under which this information and its product, or the products of other manufacturers in combination with its product, may be used. It is the user's responsibility to ensure safe conditions for handling, storage and disposal of the product, and to assume liability for loss, injury, damage or expense due to improper use. The information in the sheet was written based on the best knowledge and experience currently available.

HILLYARD INDUSTRIES

SAFETY DATA SHEET

1. Identification

Product Identifier: HILLYARD #96 RE-JUV-NAL HBV

Application or recommended use: Concentrated hard surface disinfectant cleaner

Restrictions on use: Do not use in any fashion not specified on the product label.

Manufacturer / supplier: Hillyard Industries

302 N. Fourth Street

St. Joseph, MO 64501 USA

Telephone: 1-816-233-1321

Emergency phone: 1-816-233-1321

National Poison Center: 1-800-222-1222

2. Hazards Identification

GHS Classification: Classification of this mixture in accordance with paragraph (d) of §1910.1200.

Skin Corrosion/Irritation - Category 1C

Eye Damage/Irritation - Category 1

Labeling:



Symbol:

Signal word: DANGER

Hazard statements: Causes severe skin burns and serious eye damage.

Precautionary statements: Do not breathe mist/vapors/spray.

Wash hands, face and any skin contact thoroughly after handling.

Wear protective gloves/protective clothing/eye protection/face protection.

IF SWALLOWED: Rinse mouth. Do NOT induce vomiting.

IF ON SKIN (or hair): Take off immediately all contaminated clothing. Rinse skin with water/shower. Wash contaminated clothing before reuse.

IF INHALED: Remove person to fresh air and keep comfortable for breathing.

IF IN EYES: Rinse cautiously with water for several minutes. Remove contact lenses, if present and easy to do. Continue rinsing.

Immediately call a POISON CENTER or doctor/physician.

See 4. First-Aid Measures for specific treatment.

Store locked up.

Dispose of contents/container to an approved disposal facility.

Other Hazards: None known

3. Composition / Information on Ingredients

Chemical characterization: Mixture of water, detergents, germicides and auxiliary agents.

Hazardous ingredients: The exact percentage of composition has been withheld as a trade secret.

3.0%	Nonylphenol ethoxylate	CAS 9017-45-9, EINECS/ELINCS N/A
2.37%	C ₁₂₋₁₈ Alkyl dimethylbenzyl ammonium chlorides	CAS 68391-01-5, EINECS/ELINCS 269-919-4
2.37%	C ₁₂₋₁₈ Alkyl dimethylethylbenzyl ammonium chlorides	CAS 68956-79-6, EINECS/ELINCS N/A
2.0%	Sodium carbonate	CAS 497-19-8, EINECS/ELINCS 207-838-8

Other ingredients (> 1%):

> 85%	Water	CAS 7732-18-5, EINECS/ELINCS 231-791-2
-------	-------	--

4. First-Aid Measures

Symptoms: Burning or irritation of affected areas. Causes severe skin burns and serious eye damage.

Have the product container or label with you when calling a poison control center or doctor, or going for treatment.

Inhalation: Move person to fresh air. If person is not breathing, call 911 or an ambulance, then give artificial respiration, preferably by mouth-to-mouth to an unconscious person. If respiratory irritation, dizziness, or unconsciousness occurs, seek immediate medical assistance.

Skin (Hair) Contact: Remove contaminated clothing and wash before reuse. Wash contaminated area with soap and water for 15-20 minutes. Call a poison control center or doctor for treatment advice.

Eye Contact: Hold eye open and rinse slowly and gently with water for 15-20 minutes. Remove contact lenses, if present, after first 5 minutes, then continue rinsing eye. Call a poison control center or doctor for treatment advice.

4. First-Aid Measures (cont.)

Ingestion: Call a poison control center or doctor immediately for treatment advice. Have person sip a glass of water if able to swallow. Do not induce vomiting unless told to do so by the poison control center or doctor. Do not give anything by mouth to a person who is unconscious or convulsing. If vomiting occurs, keep head below hips to reduce risk of aspiration. Probable mucosal damage may contraindicate the use of gastric lavage.

Note to Physician: Treat exposed patients symptomatically.

5. Fire-Fighting Measures

Suitable Extinguishing Media: Not applicable. Product is not a fire hazard.

Unsuitable Extinguishing Media: High pressure water jet. **Specific hazards in case of fire:** None known.

Special Fire Fighting Precautions: Fire fighters should wear appropriate protective equipment, including self-contained breathing apparatus and impervious clothing.

6. Accidental Release Measures

Emergency Procedures: Depending on the extent of release, consider the need for restriction of access to spill area.

Personal Precautions: Do not eat, drink or smoke during clean up. Wear protective clothing, eye protection and impervious gloves (e.g. neoprene). Wash thoroughly after clean up.

Environmental Precautions: Prevent spills from entering storm sewers/drains or contact with soil.

Clean up Methods: Small spills may be wiped up and rinsed with water. For larger spills, contain spill with inert material (sand, clay). Transfer material to labeled containers for recovery or proper disposal. After removal, flush area with water. Follow good industrial hygiene practices.

7. Handling and Storage

Precautions for Safe Handling: Read label before use. Avoid contact with skin or eyes. Do not breathe mist/vapors. Wash hands, face and any skin contact thoroughly after handling. Do not eat, drink or smoke when using this product. Wear protective gloves, protective clothing, eye protection, face protection. Use product only according to label directions. If unsure about safe use, contact your supervisor.

Conditions for Safe Storage: Keep out of reach of children. Do not contaminate water, food or feed by storage and disposal. Store in tightly closed, original container in a cool (10° - 30°C), dry area.

Incompatibility: Anionic detergents inactivate material.

8. Exposure Controls / Personal Protection

Components with occupational exposure limits: None

Engineering Controls: Proper ventilation in accordance with good industrial hygiene should be provided.

Personal Protective Equipment

Respiratory: Respiratory protection is not necessary under normal conditions of use.

Gloves: Use water impervious gloves (latex or neoprene rubber). No breakthrough time has been established.

Eye Protection: Chemical resistant goggles or face protection.

Other: Protective clothing (long sleeves, pants), eyewash, safety shower are always advisable when working with chemicals.

9. Physical and Chemical Properties

Physical State -	Liquid	Auto-ignition temperature -	Not applicable
Color -	None	Flash Point -	None
Odor -	Lemon	Flammability -	Not applicable
Odor Threshold -	No data available	Flammability Limits -	Not applicable
Boiling Point -	212°F	Partition coefficient -	Not applicable
Decomposition temperature -	No data available	Solubility (Water) -	Complete
Freezing Point -	32°F	Vapor Density -	No data available
pH (Neat) -	11.5 - 12.5	Vapor Pressure -	No data available
pH (RTU) -	10.5 - 12.0	Viscosity -	Water thin
Relative Density -	1.030	% VOC -	< 1 (Excluding exempt material)
Evaporation Rate -	Similar to water		

10. Stability and Reactivity

Reactivity: No specific reactivity test data is available for this mixture. Under normal conditions of storage and use, hazardous reactions are not expected. **Incompatible materials:** Oxidizers, anionic detergents.

Chemical stability: This product is stable at ambient temperatures and pressures.

Conditions to avoid: Temperatures above 50°C or below 10°C.

Hazardous decomposition products: None known.

11. Toxicological Information

Acute Toxicity: Toxicity data is not available for this mixture. Data below are estimates based on summation methods.

Test	Results	Classification (A.0.4.1(c))	Basis (A.1.3.6.1)
Oral	> 2000mg/kg	Not applicable	Ingredient literature (Additive formula)
Dermal	> 2000mg/kg	Not applicable	Ingredient literature (Additive formula)
Inhalation	> 20 mg/L	Not applicable	Ingredient literature (Additive formula)
Eye Damage/Irritation	Corrosion	Category 1	Ingredient literature
Skin Damage/Irritation	Corrosion	Category 1C	Ingredient literature

Summary: Skin and eye contact are most likely routes of exposure. Exposure causes severe skin burns and serious eye damage.

Subchronic/Chronic Toxicity:

Test	Results	Classification	Basis
Skin Sensitization	Not a sensitizer	Not applicable	Ingredient literature.

Summary: Repeated or prolonged contact causes skin burns and eye damage.

Carcinogens - Ingredients are not listed on the NTP Report on Carcinogens, IARC Monographs or by OSHA

Other data - No other toxicological information is available for this mixture.

12. Ecological Information

This material has not been tested for acute environmental effects.

Persistence and degradability: Material is not persistent. All organic components > 1% are inherently biodegradable.

Bio-accumulative potential: No evidence to suggest bio-accumulation will occur.

Mobility: Accidental spillage may lead to penetration of soil and groundwater.

13. Disposal Considerations

Do not contaminate water, food or feed by disposal. Pesticide wastes are acutely hazardous. Improper disposal of excess pesticide, spray, or mixture of rinsate is a violation of Federal Law. If these wastes cannot be disposed of by use according to label directions, contact your State Pesticide or Environmental Control Agency, or the hazardous waste representative at the nearest EPA Regional Office for guidance. **Container Disposal:** Non-refillable container. Do not reuse or refill this container. Offer for recycling if available. Triple rinse container promptly after emptying. Then offer for recycling or reconditioning, or puncture and dispose of in a sanitary landfill, or incinerate, or if allowed by state and local authorities, burn. If burned, stay out of smoke. If container is one gallon or less, wrap empty container in plastic bag and discard in trash.

14. Transport Information

Proper Shipping Name: UN1903 Disinfectant, Liquid, Corrosive, N.O.S. **RQ** - Not Applicable

Shipping emergency phone: 800-424-9300

Transport hazard class: 8 **Hazard Label:** Corrosive (unless shipped as a limited quantity)

Packing Group: III **Emergency Guide No.:** 154 **Marine Pollutant:** No

15. Regulatory Information

Inventory Status: All components are listed on TSCA(US), EINECS/ELINCS(EU), DSL(Canada), AICS(Australia).

FIFRA: This product is a U.S. EPA Registered pesticide, EPA Reg. No. 61178-1-1658, and is subject to certain labeling requirements under Federal pesticide law. These requirements differ from the classification criteria and hazard information required for safety data sheets (SDS), and for workplace labels of non-pesticide products. The hazard information required on the pesticide label is reproduced here.

DANGER: Corrosive. Causes irreversible eye damage and skin burns. Do not get in eyes, on skin, or on clothing. Harmful if swallowed. Wear protective eyewear (goggles, face shield or safety glasses). Wear protective clothing and rubber gloves. Avoid contamination of food. Wash thoroughly with soap and water after handling and before eating, drinking, chewing gum, using tobacco or using the toilet. Remove contaminated clothing and wash clothing before reuse. Combustible. Do not use or store near heat or open flame. The pesticide label also includes other important information, including directions for use.

OSHA Hazard Communication Standard: This product meets the §1910.1200 definition of a "Hazardous Chemical".

Superfund Amendments and Reauthorization Act of 1986 Title III (EPCRA) Sections 311 and 312

Immediate (Acute) Health Hazard	Yes	Delayed (Chronic) Health Hazard	No
Fire Hazard	No	Reactive Hazard	No
Sudden Release of Pressure Hazard	No		

Superfund Amendments and Reauthorization Act of 1986 Title III (EPCRA) Section 313

*Chemicals marked with an asterisk in "3. Composition/Information on Ingredients" are subject to reporting requirements for Section 313 of Title III of the Superfund Amendments and Reauthorization Act (SARA) of 1986 and 40CFR Part 372.

15. Regulatory Information (cont.)**Pennsylvania/New Jersey/Massachusetts Right to Know**

See "3. Composition/Information on Ingredients" for hazardous and top five ingredients over 1% (w/w).

California Proposition 65: This product does not contain a listed substance known to the State of California to cause cancer, birth defects or other reproductive harm, at levels which would require a warning under the statute.

16. Other information

Date issued: 31. 12. 2014

F820-003

Revision: 18. 06. 2020

Disclaimer: No representation or warranty, either expressed or implied, of merchantability, fitness for a particular purpose, or of any other nature, is made with respect to information concerning the product referred to in this document. The information contained herein is, to the best of our knowledge and belief, accurate. However, since the conditions of handling and use are beyond our control, it is impossible to foresee every health effect or exposure risk incurred by the use of this product. All chemicals present some degree of hazard and should be used with caution. The information and recommendations contained herein are presented in good faith. The user should review this information in conjunction with their knowledge of the application intended to determine the suitability of this product for such purpose. In no event will the supplier be responsible for any damages of any nature whatsoever, resulting from the use, reliance upon, or the misuse of this information. Furthermore, it is the direct responsibility of the user to comply with all applicable regulations governing the use and disposal of this material. **Prepared by: R&D**



PUR TABS (Dilution 0.5 ppm - 5550 ppm)

Safety Data Sheet - Rev: 1

according to Federal Register / Vol. 77, No. 58 / Monday, March 26, 2012 / Rules and Regulations
Date of issue: 28th March 2019

SECTION 1: Identification

1.1. Identification

Product form : Mixture - Ready to use
Trade name : PUR TABS (Dilution 0.5 - 5550 ppm)

1.2. Recommended use and restrictions on use

Use of the substance/mixture : Effervescent NaDCC Tablets are used for drinking water disinfection & surface sanitizing and disinfection

1.3. Supplier

Manufactured for:
EarthSafe Chemical Alternatives, LLC
145 Wood Road
Braintree, MA 02184
T 866-666-2305
info@earthsafeca.com

1.4. Emergency telephone number

Emergency number : CHEMTREC 1-800-424-9300

USA:

IN THE EVENT OF A MEDICAL EMERGENCY CALL YOUR POISON CONTROL CENTER
AT 1-800-222-1222

Have the product container or label with you when calling a poison control center or doctor
or going for treatment.

SECTION 2: Hazard(s) identification

2.1. Classification of the substance or mixture

GHS-US classification
Not classified

2.2. GHS Label elements, including precautionary statements

GHS-US labelling
No labelling applicable

2.3. Other hazards which do not result in classification

No additional information available

2.4. Unknown acute toxicity (GHS US)

Not applicable

SECTION 3: Composition/information on ingredients

3.1. Substances

Not applicable

3.2. Mixtures

Name	Product identifier	%
Troclosene Sodium / 1,3,5-Triazine - 2,4,6 (1H, 3H,5H) - trione, 1, 3 - dichloro-,sodium salt	(CAS-No.) 2893-78-9	0.00003 - 0.28
Adipic Acid	(CAS-No.) 124-04-9	0.00001 - 0.13
Sodium bicarbonate	(CAS-No.) 144-55-8	0.00001 - 0.12
sodium carbonate	(CAS-No.) 497-19-8	0.000002 - 0.02

PUR TABS (Dilution 0.5 ppm - 5550 ppm)

Safety Data Sheet - Rev: 1



according to Federal Register / Vol. 77, No. 58 / Monday, March 26, 2012 / Rules and Regulations

SECTION 4: First-aid measures

4.1. Description of first aid measures

- First-aid measures after inhalation : Remove person to fresh air and keep comfortable for breathing.
First-aid measures after skin contact : Wash skin with plenty of water.
First-aid measures after eye contact : Rinse eyes with water as a precaution.
First-aid measures after ingestion : Call a poison center or a doctor if you feel unwell.

4.2. Most important symptoms and effects (acute and delayed)

See section 11.1. Toxicological information

4.3. Immediate medical attention and special treatment, if necessary

Treat symptomatically.

SECTION 5: Fire-fighting measures

5.1. Suitable (and unsuitable) extinguishing media

Material will not burn. : Use a fire fighting agent suitable for the surrounding fire.

5.2. Specific hazards arising from the chemical

Reactivity : The product is non-reactive under normal conditions of use, storage and transport.

5.3. Special protective equipment and precautions for fire-fighters

Protective equipment for firefighters : Do not attempt to take action without suitable protective equipment.

SECTION 6: Accidental release measures

6.1. Personal precautions, protective equipment and emergency procedures

6.1.1. For non-emergency personnel

Emergency procedures : Ventilate spillage area.

6.1.2. For emergency responders

Protective equipment : Do not attempt to take action without suitable protective equipment. For further information refer to section 8: "Exposure controls/personal protection".

6.2. Environmental precautions

Avoid release to the environment.

6.3. Methods and material for containment and cleaning up

Methods for cleaning up : Mechanically recover the product.
Other information : Dispose of materials or solid residues at an authorized site.

6.4. Reference to other sections

For further information refer to section 13.

SECTION 7: Handling and storage

7.1. Precautions for safe handling

Precautions for safe handling : For industrial or professional use only. Avoid release to the environment. Avoid contact with oxidizing agents (e.g. chlorine, chromic acid etc.)
Hygiene measures : Always wash hands after handling the product.

7.2. Conditions for safe storage, including any incompatibilities

Storage conditions : Store away from heat. Store away from oxidizing agents.

SECTION 8: Exposure controls/personal protection

8.1. Control parameters

Troclosene Sodium / 1,3,5 -Triazine - 2,4,6 (1H, 3H,5H) - trione, 1, 3 - dichloro-,sodium salt (2893-78-9)
--

Not applicable

Adipic Acid (124-04-9)

Not applicable

PIUR TABS (Dilution 0.5 ppm - 5550 ppm)

Safety Data Sheet - Rev: 1



according to Federal Register / Vol. 77, No. 58 / Monday, March 26, 2012 / Rules and Regulations

Sodium bicarbonate (144-55-8)

Not applicable

sodium carbonate (497-19-8)

Not applicable

No occupational exposure limit values exist for the components listed.

8.2. Appropriate engineering controls

Appropriate engineering controls : No engineering controls required.
Environmental exposure controls : Avoid release into the environment.

8.3. Individual protection measures/Personal protective equipment

Personal protective equipment (PPE)

Hand/skin protection:

None required.

Eye/face protection:

None required.

Respiratory protection:

None required. Inhalation is unlikely route of exposure in this type of products.

SECTION 9: Physical and chemical properties

9.1. Information on basic physical and chemical properties

Physical state	: Liquid
Appearance	: Aqueous Solution
Color	: Clear
Odor	: Slight chlorine
Odor threshold	: No data available
pH	: No data available
pH solution	: 5.5 - 6.5 For neat form (as supplied)
Melting point	: No data available
Freezing point	: Not applicable
Boiling point	: No data available
Flash point	: No flash point
Relative evaporation rate (butylacetate=1)	: No data available
Flammability (solid, gas)	: Not applicable.
Vapour pressure	: No data available
Relative vapour density at 20 °C	: No data available
Relative density	: Not applicable
Solubility	: completely soluble. (100%) in water.
Log Pow	: No data available
Auto-ignition temperature	: Not applicable
Decomposition temperature	: No data available
Viscosity, kinematic	: Not applicable
Viscosity, dynamic	: No data available
Explosive limits	: Not applicable
Explosive properties	: No data available
Oxidizing properties	: No data available

9.2. Other information

No additional information available

PUR TABS (Dilution 0.5 ppm - 5550 ppm)

Safety Data Sheet - Rev: 1



according to Federal Register / Vol. 77, No. 58 / Monday, March 26, 2012 / Rules and Regulations

SECTION 10: Stability and reactivity

10.1. Reactivity

The product is generally non-reactive under normal conditions of use, storage and transport, but may reactive with certain agents/certain conditions.

10.2. Chemical stability

Stable under normal conditions.

10.3. Possibility of hazardous reactions

No dangerous reactions known under normal conditions of use.

10.4. Conditions to avoid

None under recommended storage and handling conditions (see section 7).

10.5. Incompatible materials

Strong oxidizing agents

10.6. Hazardous decomposition products

Under normal conditions of storage and use, hazardous decomposition products should not be produced.

SECTION 11: Toxicological information

11.1. Information on toxicological effects

Acute toxicity : Not classified

Troclosene Sodium / 1,3,5-Triazine - 2,4,6 (1H, 3H,5H) - trione, 1, 3 - dichloro-,sodium salt (2893-78-9)	
LD50 oral rat	735 mg/kg bodyweight

Sodium bicarbonate (144-55-8)	
LD50 oral rat	4220 mg/kg bodyweight

sodium carbonate (497-19-8)	
LD50 dermal rat	2210 mg/kg

Skin corrosion/irritation : Not classified
Serious eye damage/irritation : Not classified
Respiratory or skin sensitization : Not classified
Germ cell mutagenicity : Not classified
Carcinogenicity : Not classified

Reproductive toxicity : Not classified
Specific target organ toxicity (single exposure) : Not classified

Specific target organ toxicity (repeated exposure) : Not classified

Aspiration hazard : Not classified

SECTION 12: Ecological information

12.1. Toxicity

Ecology - general : The product is not considered harmful to aquatic organisms nor to cause long-term adverse effects in the environment.

12.2. Persistence and degradability

PUR TABS (Dilution 0.5 - 5550 ppm)	
Persistence and degradability	This material is believed not to persist in the environment. Free available chlorine is rapidly consumed by reaction with organic and inorganic materials to produce chloride ion. The stable degradation products are chloride ion and cyanuric acid. This material is subject to hydrolysis. Cyanuric acid produced by hydrolysis is biodegradable.

PUR TABS (Dilution 0.5 ppm - 5550 ppm)

Safety Data Sheet - Rev: 1



according to Federal Register / Vol. 77, No. 58 / Monday, March 26, 2012 / Rules and Regulations

12.3. Bioaccumulative potential

PUR TABS (Dilution 0.5 - 5550 ppm)

Bioaccumulative potential

This material hydrolyses in water liberating free available chlorine and cyanuric acid. These products are not bioaccumulative. Bioaccumulation not expected to occur.

12.4. Mobility in soil

No additional information available

12.5. Other adverse effects

No additional information available

SECTION 13: Disposal considerations

13.1. Disposal methods

Disposal instructions for solution: In appropriate quantities/concentrations (subject to local/national regs.), diluted solutions may be flushed to sanitary sewer.

SECTION 14: Transport information

Department of Transportation (DOT)

In accordance with DOT

Not applicable

Transportation of Dangerous Goods

Not applicable

Transport by sea

Not applicable

Air transport

Not applicable

SECTION 15: Regulatory information

15.1. US Federal regulations

USA:

All the ingredients in this preparation are listed in the EPA TSCA Inventory.

This product is registered under FIFRA - PUR TABS EPA registration number: 71847-6-91524

PLEASE REFER TO EPA MASTER LABEL FOR ADDITIONAL SAFETY AND OTHER INFORMATION ON THE MIXTURE

CERCLA/SARA – 302 ext. haz. substances – This material contains hazardous substance (Adipic Acid) as defined by CERCLA/SARA and the Reportable Quantity is 5000lbs.

SARA (311,312) – This product is categorized as an immediate health hazard, and fire and reactivity physical hazard (Sodium Dichloroisocyanurate)

Massachusetts Right-to-Know Hazardous Substances list – Listed (Adipic Acid, Sodium Dichloroisocyanurate)

New Jersey Right-to-Know Hazardous Substances list – Listed (Adipic Acid, Sodium Dichloroisocyanurate)

Pennsylvania Right-to-Know Hazardous Substances list – Listed (Adipic Acid, Sodium Dichloroisocyanurate)

Rhode Island Right-to-Know Hazardous Substances list – Listed (Adipic Acid, Sodium Dichloroisocyanurate)

Workplace Classification – This product is considered hazardous under the OSHA Hazard Communication

Standard (29CFR 1910.1200) THIS SAFETY DATA SHEET IS FOR READY TO USE SOLUTION.

15.2. International regulations

Canada:

Canadian Chemical Inventory (DSL) – Listed

WHMIS hazard class –

D2B toxic materials

For Sodium dichloroisocyanurate:

C oxidizing materials

D1B toxic materials

PUR TABS (Dilution 0.5 ppm - 5550 ppm)

Safety Data Sheet - Rev: 1



according to Federal Register / Vol. 77, No. 58 / Monday, March 26, 2012 / Rules and Regulations

For Sodium Carbonate:
E corrosive materials

The active substance is also listed in the following chemical inventories:

- Australian Chemical Inventory (AICS) – Listed
- China Chemical Inventory (IECSC) – Listed
- European Union Inventory (EINECS) – Reported
- Japan Chemical Inventory (ENCS) – Listed
- Korean Chemical Inventory (KECI) – Listed
- New Zealand Chemical Inventory (NZIOC) – Listed
- Philippines Priority Chemical List (PICCS) – Listed

The mixture is generally classified and registered as a disinfectant, biocide, or pesticide.

EU Regulation: If required for sale in Ireland (country of origin), the mixture is notified to the Pesticide Control Service, Department of Agriculture, Food and the Marine as a biocide under its appropriate trade name. The product is generally classified as a biocide in the EU, and as such is subject to regulation under EU Regulation No. 528/2012 (Biocidal Products Regulation).

SECTION 16: Other information

NFPA Hazard Classification

Health: 0 Flammability: 0 Instability: 0 Special Hazards: None

HMS Hazard Classification

Health: 0 Flammability: 0 Physical Hazard: 0 Personal Protection: See PPE Section

HAZARD RATINGS/ GRADO DE PELIGRO		
HMS		NFPA
0	HEALTH/SAUD	0
0	FLAMMABILITY/INFLAMMABILIDAD	0
0	REACTIVITY/REACTIVIDAD	0

SDS US (GHS HazCom 2012) Prop 65 Correction

This information is based on our current knowledge and is intended to describe the product for the purposes of health, safety and environmental requirements only. It should not therefore be construed as guaranteeing any specific property of the product

REVISION HISTORY:

Revision No. 1 – SDS prepared to cover all in-use dilutions of PUR TABS product

Supersedes Date: 5/23/18

DISCLAIMER: The information on this SDS is believed to be correct as of the date of issue. EarthSafe Chemical Alternatives, LLC makes NO WARRANTIES, EXPRESSED OR IMPLIED, INCLUDING, BUT NOT LIMITED TO, ANY IMPLIED WARRANTY OF MERCHANTABILITY OR FITNESS FOR A PARTICULAR PURPOSE OR COURSE OF PERFORMANCE OR USAGE OF TRADE. User is responsible for determining whether this product is fit for a particular purpose and suitable for user's method of use or application.



SAFETY DATA SHEET

Issuing Date 14-Oct-2016

Revision Date 11-Sep-2019

Revision Number 6

1. IDENTIFICATION OF THE SUBSTANCE/PREPARATION AND OF THE COMPANY/UNDERTAKING

Product identifier

Product Name Clorox Commercial Solutions® Clorox® Total 360® Disinfectant Cleaner1

Other means of identification

Synonyms None

EPA Pesticide registration number 67619-38

Recommended use of the chemical and restrictions on use

Recommended Use Disinfectant

Uses advised against No information available

Details of the supplier of the safety data sheet

Supplier The Clorox Company

Supplier Address 1221 Broadway
Oakland
CA
94612
US

Telephone 1-510-271-7000

Emergency telephone number

Emergency Telephone Number For Medical Emergencies call: 1-800-446-1014. Transportation Emergencies, call Chemtrec: 1-800-424-9300

2. HAZARDS IDENTIFICATION

Classification

This product is considered hazardous by the 2012 OSHA Hazard Communication Standard (29 CFR 1910.1200).

Serious eye damage/eye irritation

Category 2B

GHS Label elements, including precautionary statements

Emergency Overview

Signal word Warning

Hazard Statements
Causes eye irritation

Physical state Liquid

Odor No information available

Precautionary Statements - Prevention

Wash face, hands and any exposed skin thoroughly after handling

Precautionary Statements - Response

IF IN EYES: Rinse cautiously with water for several minutes. Remove contact lenses, if present and easy to do. Continue rinsing
If eye irritation persists, get medical advice/attention

Precautionary Statements - Storage

Store in accordance with local regulations

Precautionary Statements - Disposal

None

Hazards not otherwise classified (HNOC)

Not applicable

Unknown Toxicity

No information available

Other information

No information available

Interactions with Other Chemicals

May react with bleach-containing products or other household cleaners to produce hazardous gases.

3. COMPOSITION/INFORMATION ON INGREDIENTS

Chemical Name	CAS No.	Weight %	Trade Secret
Tetrasodium EDTA	64-02-8	1-5	*
Quaternary ammonium compounds, C12-18-alkyl[(ethylphenyl)methyl]dimethyl,	68391-01-5	0.1-1	*
Quaternary ammonium compounds, C12-14-alkyl[(ethylphenyl)methyl]dimethyl, chlorides	85409-23-0	0.1-1	*

*The exact percentage (concentration) of composition has been withheld as a trade secret

4. FIRST AID MEASURES

First aid measures

General Advice

Show this safety data sheet to the doctor in attendance.

Eye contact

IF IN EYES: Rinse cautiously with water for several minutes. Remove contact lenses, if present and easy to do. Continue rinsing. If eye irritation persists: Get medical advice/attention.

Skin contact

Wash skin with soap and water.

Inhalation

Remove to fresh air.

Ingestion

Rinse mouth. Drink plenty of water.

Most important symptoms and effects, both acute and delayed

Most Important Symptoms and Effects Causes eye irritation.

Indication of any immediate medical attention and special treatment needed

Notes to Physician Treat symptomatically.

5. FIRE-FIGHTING MEASURES

Suitable Extinguishing Media

Use extinguishing measures that are appropriate to local circumstances and the surrounding environment

Unsuitable extinguishing media

CAUTION: Use of water spray when fighting fire may be inefficient.

Specific hazards arising from the chemical

No information available.

Explosion Data

Sensitivity to Mechanical Impact None.

Sensitivity to Static Discharge None.

Protective equipment and precautions for firefighters

As in any fire, wear self-contained breathing apparatus pressure-demand, MSHA/NIOSH (approved or equivalent) and full protective gear.

6. ACCIDENTAL RELEASE MEASURES

Personal precautions, protective equipment and emergency procedures

Personal precautions Ensure adequate ventilation.

Environmental precautions

Environmental precautions See Section 12 for additional Ecological Information.

Methods and material for containment and cleaning up

Methods for containment Prevent further leakage or spillage if safe to do so.

Methods for cleaning up Pick up and transfer to properly labeled containers.

7. HANDLING AND STORAGE

Precautions for safe handling

Handling Handle in accordance with good industrial hygiene and safety practice.

Conditions for safe storage, including any incompatibilities

Storage Keep containers tightly closed in a dry, cool and well-ventilated place.

Incompatible products None known based on information supplied.

8. EXPOSURE CONTROLS/PERSONAL PROTECTION

Control parameters

Exposure Guidelines

This product, as supplied, does not contain any hazardous materials with occupational exposure limits established by the region specific regulatory bodies

Appropriate engineering controls

Engineering Measures

Eyewash stations
Ventilation systems

Individual protection measures, such as personal protective equipment

Eye/face protection

Avoid contact with eyes. Recommended use of eyewear protection when using through the Clorox Total 360 Electrostatic Sprayer.

Skin and body protection

Protective gloves recommended.

Respiratory protection

For prolonged use, use NIOSH approved respiratory protection when using through the Clorox Total 360 Electrostatic Sprayer: N95 respirator. Respiratory protection must be provided in accordance with current local regulations.

Hygiene Measures

Handle in accordance with good industrial hygiene and safety practice.

9. PHYSICAL AND CHEMICAL PROPERTIES

Physical and Chemical Properties

Physical state

Liquid

Odor

No information available

Color

No information available

Odor Threshold

No information available

Property

Values

Remarks Method

pH

11.9

None known

Melting / freezing point

No data available

None known

Boiling point / boiling range

No data available

None known

Flash Point

>100.9 C

None known

Evaporation Rate

No data available

None known

Flammability (solid, gas)

No data available

None known

Flammability Limit in Air

Upper flammability limit

No data available

Lower flammability limit

No data available

Vapor pressure

No data available

None known

Vapor density

No data available

None known

Specific Gravity

No data available

None known

Water Solubility

No data available

None known

Solubility in other solvents

No data available

None known

Partition coefficient: n-octanol/water

No data available

None known

Autoignition temperature

No data available

None known

Decomposition temperature

No data available

None known

Kinematic viscosity

No data available

None known

Dynamic viscosity

No data available

None known

Explosive properties

No data available

None known

Oxidizing properties

No data available

Other Information

Softening Point No data available
 VOC Content (%) No data available
 Particle Size No data available
 Particle Size Distribution No data available

10. STABILITY AND REACTIVITY

Reactivity
 No data available

Chemical stability
 Stable under recommended storage conditions.

Possibility of Hazardous Reactions
 None under normal processing.

Hazardous Polymerization
 No information available.

Conditions to avoid
 None known based on information supplied.

Incompatible materials
 None known based on information supplied

Hazardous Decomposition Products
 None known based on information supplied.

11. TOXICOLOGICAL INFORMATION

Information on likely routes of exposure
 Product Information .

Inhalation Vapors may be irritating to eyes, nose, throat, and lungs.
Eye contact Irritating to eyes.
Skin contact May cause irritation.
Ingestion Ingestion may cause gastrointestinal irritation, nausea, vomiting and diarrhea.

Component Information

Chemical Name	LD50 Oral	LD50 Dermal	Inhalation LC50
Quaternary ammonium compounds, C12-14-alkyl[(ethylphenyl)methyl]dimethyl, chlorides 85409-23-0	-	-	-

Information on toxicological effects

Symptoms No information available.

Delayed and immediate effects as well as chronic effects from short and long-term exposure

Sensitization No information available.
Mutagenic Effects No information available.

Carcinogenicity Contains no ingredient listed as a carcinogen.

Reproductive toxicity No information available.

STOT - single exposure No information available.

STOT - repeated exposure No information available.

Target Organ Effects Eyes.

Aspiration Hazard No information available.

Numerical measures of toxicity Product Information
 The following values are calculated based on chapter 3.1 of the GHS document
 Not applicable

12. ECOLOGICAL INFORMATION

Ecotoxicity

Chemical Name	Toxicity to Algae	Toxicity to Fish	Toxicity to Microorganisms	Daphnia Magna (Water Flea)
Tetrasodium EDTA 64-02-8		Bluegill (Lepomis macrochirus)472-500 mg/l hours		

Persistence and Degradability

No information available.

Bioaccumulation

No information available

Other adverse effects

No information available.

13. DISPOSAL CONSIDERATIONS

Waste treatment methods

Disposal methods Dispose of contents/containers in accordance with local regulations.

Contaminated Packaging Do not reuse empty containers.

14. TRANSPORT INFORMATION

DOT NOT REGULATED

TDG NOT REGULATED

ICAO NOT REGULATED

IATA NOT REGULATED

IMDG NOT REGULATED

15. REGULATORY INFORMATION

International Inventories

TSCA Complies
DSL All components are listed either on the DSL or NDSL.

TSCA - United States Toxic Substances Control Act Section 8(b) Inventory
DSL/NDSL - Canadian Domestic Substances List/Non-Domestic Substances List

US Federal Regulations

SARA 313

Section 313 of Title III of the Superfund Amendments and Reauthorization Act of 1986 (SARA). This product does not contain any chemicals which are subject to the reporting requirements of the Act and Title 40 of the Code of Federal Regulations, Part 372

SARA 311/312 Hazard Categories

Acute Health Hazard	Yes
Chronic Health Hazard	No
Fire Hazard	No
Sudden release of pressure hazard	No
Reactive Hazard	No

CWA (Clean Water Act)

This product does not contain any substances regulated as pollutants pursuant to the Clean Water Act (40 CFR 122.21 and 40 CFR 122.42)

CERCLA

This material, as supplied, does not contain any substances regulated as hazardous substances under the Comprehensive Environmental Response Compensation and Liability Act (CERCLA) (40 CFR 302) or the Superfund Amendments and Reauthorization Act (SARA) (40 CFR 355). There may be specific reporting requirements at the local, regional, or state level pertaining to releases of this material

US State Regulations

California Proposition 65

This product does not contain any Proposition 65 chemicals.

U.S. State Right-to-Know Regulations

No information available.

EPA Pesticide Registration No. 67619-38

EPA Statement

This chemical is a pesticide product registered by the Environmental Protection Agency and is subject to certain labeling requirements under federal pesticide law. These requirements differ from the classification criteria and hazard information required for safety data sheets, and for workplace labels of non-pesticide chemicals. Following is the hazard information as required on the pesticide label:

EPA Pesticide label

CAUTION. Causes moderate eye irritation.

International Regulations

Canada

WHMIS Hazard Class

Not determined

16. OTHER INFORMATION

NFPA	Health Hazards	1	Flammability	0	Instability	0	Physical and Chemical Hazards	-
HMIS	Health Hazards	1	Flammability	0	Physical Hazard	0	Personal Protection	X

Prepared By	Product Stewardship 23 British American Blvd. Latham, NY 12110 1-800-572-6501
Issuing Date	14-Oct-2016
Revision Date	11-Sep-2019
Revision Note	No information available

Disclaimer

The information provided in this Safety Data Sheet is correct to the best of our knowledge, information and belief at the date of its publication. The information given is designed only as a guidance for safe handling, use, processing, storage, transportation, disposal and release and is not to be considered a warranty or quality specification. The information relates only to the specific material designated and may not be valid for such material used in combination with any other materials or in any process, unless specified in the text

End of Safety Data Sheet

SAFETY DATA SHEET

MICROSURE ALL PURPOSE CLEANER AND DISINFECTANT: READY-TO-USE


To be implemented

Aug 17, 2020

SECTION 1: IDENTIFICATION OF SUBSTANCE & SUPPLIER

Product Name:	MICROSURE ALL PURPOSE CLEANER AND DISINFECTANT - READY TO USE
Synonyms:	Multi-Surface Cleaner and Disinfectant RTU
Recommended Uses and restrictions on use:	For the cleaning of interior and exterior surfaces
Company Identification:	Strategia PM 1000 Jorie Blvd, Suite 370 Oak Brook, IL 60523
Emergency Telephone Number:	866-377-8728

SECTION 2: HAZARDS IDENTIFICATION

Hazard Classification	Skin Irritation 3, Eye Irritation 2B
Signal Word	WARNING
Hazard statement(s)	May irritate skin and eyes
Symbol(s)	
Precautionary Statements	Do not get in eyes or on clothing. Avoid contact with skin. Wear protective eyewear (goggles)
Eyes	Direct contact may cause mild but temporary eye irritation
Skin	May cause slight irritation
Ingestion	May be harmful if swallowed in large quantities
Inhalation	Harmful if inhaled for extended periods
Carcinogen	No

Medical conditions generally aggravated by exposure: Not known

The above listed potential effects of overexposure are based on actual data, results of studies performed upon similar compositions, component data, and/or expert review of the product.

SECTION 3: COMPOSITION/INFORMATION ON INGREDIENTS

Component	CAS Number	% Weight
Quaternary Ammonia	68424-85-1	<0.50%
Inert Ingredients Below Reporting Levels	various	<0.50%
Water	7732-18-5	balance

The above information is not intended for us in preparing product specifications.

SECTION 4: FIRST AID MEASURES

Primary routes of exposure:

Eyes	Hold eye open and flush with a steady, gentle stream of water for 15-20 minutes. If present, remove contact lenses after the first 5 minutes, then continue rinsing. Call a poison control center or doctor for treatment advice if discomfort continues.
Skin	Take off contaminated clothing. Rinse skin immediately with plenty of water for 15-20 minutes. Call a poison control center or doctor for treatment advice if you feel ill or if irritation persists.
Ingestion	Have the person sip a glass of water if able to swallow. Do not induce vomiting unless told to do so by a poison control center or doctor. Do not give anything by mouth to an unconscious person.
Inhalation	Move person to fresh air. If not breathing, give artificial respiration. Seek medical attention.

Recommended first aid facilities: Ready access to running water.

SECTION 5: FIRE FIGHTING MEASURES

Fire and explosion hazards	None
Flashpoint	N/A
Hazards decomposition products	N/A
Suitable extinguishing media	N/A
Special firefighting procedures	No special precautions required
HAZCHEM code	N/A

SECTION 6: ACCIDENTAL RELEASE MEASURES

Personal Precautions	Spills or leaks: Wear proper eye protection. This material will be slippery if spilled.
----------------------	---

Methods for Cleaning Up	Soak up with an inert material such as sawdust or absorbent. For small spills, hose away with water. For large spills, transfer to suitable container for disposal.
--------------------------------	---

SECTION 7: HANDLING & STORAGE

Precautions for Safe Handling	No approved handlers required; Avoid contact with eyes. Wear proper eye protection
Storage	Keep in a closed container when not in use. Store away from heat and direct sunlight. Recommended temperature is between 10°C and 40°C. Avoid freezing contents.

SECTION 8: EXPOSURE CONTROLS/PERSONAL PROTECTION

Workplace Exposure Standards:	A workplace exposure standard (WES) has not been established for this substance.
Engineering Controls:	Ready access to running water and or eyewash stations - general ventilation
Personal Protective Equipment:	Eye protection and gloves are recommended for bulk transfer and handling

SECTION 9: PHYSICAL AND CHEMICAL PROPERTIES

Appearance / Color	Clear
Odor	Slight ammonia like
Odor Threshold	Test not applicable for this product type
pH	5-9
Physical State	Liquid
Melting Point / Freezing Point	N/A / <0°C
Boiling Point & Boiling Range	100°C
Flash Point	>93°C Approximate
Evaporation Rate	Higher initially and declining as lighter components
Flammability (solid, gas)	Does not sustain combustion
Upper/lower flammability or explosive limits	No data available
Vapor Pressure	No data available
Vapor Density	No data available
Relative Density	1.00 g/cm ³ at 25 C

Solubility in water	Complete
Partition coefficient: n-octanol/water	No data available
Auto-ignition temperature	No data available
Decomposition temperature	No data available
Viscosity (at 68°F/20°C)	<95 mPas
Specific gravity (at 68°F/20°C)	1.0 g/ml

SECTION 10: STABILITY AND REACTIVITY

Reactivity	Material is not reactive
Chemical Stability	Under normal conditions this material is stable
Hazardous Polymerization	Hazardous polymerization will not occur
Conditions to avoid	Temperatures > 50°C; Freezing
Incompatible materials to avoid	Acids, alkalis, strong oxidizing agents, anionic surfactants
Hazardous decomposition products	None

SECTION 11: TOXICOLOGICAL INFORMATION

Acute oral toxicity	LD ₅₀ Rat (oral) > 5000 mg/kg
Acute dermal toxicity	LD ₅₀ Rabbit (dermal) > 5000 mg/kg
Inhalation toxicity	N/A
Acute eye irritation test	Mild reversible eye irritant
Acute dermal sensitivity	Not a dermal sensitizer
Likely routes of exposure	Inhalation, skin contact and eye contact. Product is harmful if inhaled in large quantities
Symptoms	May cause mild, temporary eye and skin redness and/or irritation
Delayed and immediate effects from short & long term exposure	May cause mild, temporary eye and skin redness and/or irritation
Numerical measures of toxicity	EPA Category IV
CMR toxicants	Negative for CMR

SECTION 12: ECOLOGICAL INFORMATION

Acute toxicity	Slightly harmful to the aquatic environment in large quantities
Soil toxicity	No data available
Terrestrial vertebrate toxicity	Non-toxic
Terrestrial Invertebrate toxicity	No data available

Ecotoxicological effects:

Do not discharge effluent containing this product into lakes, streams, ponds, estuaries, oceans, or other waters unless in accordance with requirements of the local government authority and the permitting authority has been notified in writing prior to discharge. Do not discharge effluent containing this product into sewer systems without previously notifying the local sewage treatment plant authority.

SECTION 13: DISPOSAL CONSIDERATIONS

Restrictions	There are no product specific restrictions
Waste Disposal Method	Waste resulting from the use of this product may be disposed of on site. If this waste cannot be disposed of by use according to the label instructions, contact your local Environmental Control Agency for guidance.
Container (plastic) disposal	Rinse (or equivalent), then offer for recycling or reconditioning, puncture and dispose of in a sanitary landfill, incineration, or by burning (if allowed by the state and local authorities). If burned, stay out of smoke.
Section 13 notes	Inactivation of solutions containing Surface Cleaner may be accomplished by addition of an anionic surfactant or detergent in quantity equivalent to that of Surface Cleaner solution.

SECTION 14: TRANSPORT INFORMATION

IATA Proper Shipping Name	Non-flammable liquid
IATA UN Number	Not specified
Hazard Class	Not regulated
NFPA/HMIS classification	Flammability 0, Reactivity 0, Health 1

SECTION 15: REGULATORY INFORMATION

New Zealand	This product is an approved substance under the Hazardous Substances and New Organisms ACT (HSNO). The active components are listed on the New Zealand Inventory of Chemicals (NZIoC).
Group Standard	Cleaning Products (Subsidiary Hazard) Group Standard 2006
US Federal Regulations	TCSA (Toxic Substances Control Act) Status: All components of this product are listed or excluded from the TSCA inventory of chemical substances.

SECTION 16: OTHER INFORMATION

Disclaimer: This information is offered in good faith as typical values and not as a product specification. No warranty, expressed or implied is hereby made. The recommended industrial hygiene and safe handling procedures are believed to be generally applicable. However, each user should review these recommendations in the specific context on the intended use and determine whether they are appropriate.

Date of issue: September 2017

Replaces: July 2016

Review date: September 2018