

# Top 5 Injury Statistics:

A child dies in an agriculture-related incident about every 3 days

Every day, about 33 children are injured in an agriculture-related incident

Agriculture is one of the most dangerous occupations in our nation, and the only worksite in the U.S. where children of any age can be present.




The number of ag-related youth worker fatalities is higher than all other industries combined.

Many agricultural work-related injuries and deaths are associated with children doing work that does not match their developmental level

60% of child ag-related injuries happen to children who are not working

# Top 3 Causes of Injuries & Fatalities:

**Fatal<sup>1</sup>**  Machinery  
 Motor Vehicles  
 Drowning

**Non-Fatal<sup>2</sup>**  Falls  
 Animals  
 Machinery/Vehicles

#### References

1 Goldcamp M, Hendricks KJ, Meyers JR. (2004). Farm Fatalities to youth 1995-2000: A comparison by age groups. *Journal of Safety Research*. Vol. 35(2): 151-157.

2 NIOSH (2013). Analyses of the 2012 Childhood Agricultural Injury Survey (CAIS). Morgantown WV: U.S. Department of Health and Human Services, Public Health Service, Centers for Disease Control and Prevention, National Institute for Occupational Safety and Health, Division of Safety Research. Unpublished.

## Economic IMPACT

# \$1.26 BILLION

Non-fatal youth agricultural injuries cost society an estimated \$1.26 billion per year, and can wipe out an individual family farm's annual profits in just days, depending on severity.

Zaloshnja E, Miller TR, Lawrence BA (2012). *Incidence and Cost of Injury Among Youths in Agricultural Settings, United States, 2001-2006 Pediatrics*. Vol. 129(4): 728-734.